

IN

Indoor lighting
Catalogue 23

novantadieci®

&

OUT

INDEX	
ANALYTICAL	3
BY CATEGORY	9
PRODUCTS	37
MATERIALS	599
DESIGNERS	615
GENERAL INFO	627

ANALYTICAL INDEX

2012 ESTIA	P.214	2453 LONIA		P.281
2013 ESTIA FLEX	P.214	2455 ERIDA CEM		P.352
2014 ESTIA BIG	P.215	2457 DARLA CEM		P.344
2018 REA SMALL	P.261	2458 GADRO CEM		P.266
2019 REA	P.261	2474 ZABE		P.225
2020 REA BIG	P.262	2483A CHIGLIA		P.342
2139 EKA	P.326	2483B CHIGLIA ANGLE		P.343
2184 NICE	P.283	2484A GLAX SMALL		P.68
2293 DORADO	P.346	2484B GLAX		P.68
2304 FYLLO BIG	P.295	2484C GLAX BIG		P.69
2304B FYLLO	P.295	2486A ARCHO SMALL		P.73
2336 BOKU	P.316	2486B ARCHO		P.74
2336B KUBO	P.316	2486E ARCHO GENTILE		P.75
2340 ATERNA	P.267	2489A CHIGLIA CEM 2489B		P.342
2365B LISSIO	P.45	CHIGLIA ANGLE CEM 2493A		P.343
2365E LISSIO SMALL	P.45	OTILLA SMALL 2493B		P.298
2365G LISSIO BIG	P.46	OTILLA		P.299
2369A SPAKKO	P.47	2493C OTILLA BIG		P.299
2371A SPAKKO ZIG	P.48	2495 KUBO CEM		P.317
2372B SPIRAGLIO	P.54	2497 FOLIO		P.224
2388 YPERO	P.223	2498 AMOS		P.231
2393 IDRA	P.250	2503 THALA		P.231
2396 EMPHIS	P.250	2504 THALA FLEX		P.232
2402F ARCADE	P.48	2508A ATIK S		P.80
2402G ARCADE X	P.49	2508B ATIK		P.80
2414B VOLTA MONO	P.60	2508F BATIK S		P.81
2415B VOLTA DOUBLE	P.60	2508G BATIK		P.81
2416A VOLTA	P.61	2509 RAIDO		P.296
2416B VOLTA BIG	P.62	2511 BOX		P.317
2416C VOLTA LARGE	P.62	2514 MALIKA		P.296
2416D CAPSULA BIG	P.63	2516C SPOON		P.241
2416E CAPSULA	P.63	2516D FORK		P.242
2417 VOLTA SMALL	P.61	2516G FARFALLA		P.242
2421B ISA SMALL	P.297	2516H FUSILLO		P.243
2421C ISA	P.297	2516M MOKA	NEW	P.241
2421D ISA BIG	P.298	2516Q MOKA FULL	NEW	P.463
2422B BAIZE	P.262	2516R ASTERISK		P.243
2423B BAIZE BIG	P.263	2516S HASHTAK		P.244
2426A KERLA SMALL	P.309	2516W SAVON SMALL	NEW	P.244
2426B KERLA	P.310	2516V SAVON	NEW	P.245
2426C KERLA BIG	P.311	2517A DAFNE	NEW	P.274
2427B BIBAIZE	P.263	2517B DAFNE BIG	NEW	P.274
2429B BIBAIZE BIG	P.264	2518A NAUSICAA		P.275
2436 SILK	P.54	2518B NAUSICAA BIG 2519		P.275
2443A VELA	P.362	NOTE		P.303
2443B VELA OPEN	P.363	2521A BEND SMALL 2521B		P.300
2443C VELA DX	P.363	BEND		P.300
2443D VELA SX	P.363	2521D BEND BIG		P.301
2446 SILK SPOT	P.55	2522A PURE SMALL		P.301
2446B SILK SOFT	P.55			
2452 ECNO	P.281			

2522B PURE		P.302	2638D GESTALT SX	P.379
2522D PURE BIG		P.302	4039B AQUILA	P.137
2523A SEGNO SMALL	NEW	P.86	4044B MODILLION	P.135
2523B SEGNO	NEW	P.86	4045B REGOLO	P.138
2523C SEGNO BIG	NEW	P.87	4045C GLINDA	P.139
2524A MICROCOSMI SQUARE	NEW	P.92	4046 ORIONE BIG	P.143
2524B MICROCOSMI LONG	NEW	P.92	4052 ORIONE DOUBLE	P.146
2524C MICROCOSMI TALL	NEW	P.93	4053 ORIONE	P.145
2524D MICROCOSMI MIRAGE	NEW	P.93	4054 ORIONE TRIS	P.147
2536 ECNO SMALL		P.284	4058 HITE	P.520
2537 ECNO XL		P.284	4062 PERTO	P.520
2541 LONIA XL		P.285	4099 PICI	P.521
2546 ECNO BIG		P.282	4100E AGO SMALL	P.505
2547 LONIA BIG		P.282	4100F AGO	P.505
2601A KATAI		P.224	4100G AGO BIG	P.506
2602A PERGAMENA		P.251	4105 ORIONE SMALL	P.144
2604B RIETE		P.353	4110 BLUFF IN	P.192
2613B ARMONIE LEGATE		P.232	4111 BLUFF OUT	P.193
2614B ARMONIE		P.233	4112 CAMELIA	P.524
2615A KYMA		P.233	4113 FENG	P.194
2630A CONCA		P.364	4113B SHUI	P.195
2630B CONCA OPEN		P.365	4114 TAO	P.196
2630C CONCA DX		P.365	4118 FENG BIG	P.194
2630D CONCA SX		P.365	4118B SHUI BIG	P.195
2631A ZENGA		P.366	4130A UNA SMALL	P.506
2631B ZENGA OPEN		P.367	4130B UNA	P.507
2631C ZENGA DX		P.367	4130C UNA BIG	P.507
2631D ZENGA SX		P.367	4154B RAGO SMALL	P.521
2632A ABACO		P.368	4155B RAGO	P.522
2632B ABACO OPEN		P.369	4156 RAGO BIG	P.522
2632C ABACO DX		P.369	4160 SIRENA	P.523
2632D ABACO SX		P.369	4164 OGEE	P.523
2634A PLUMA		P.370	4167 CHIMERA	P.525
2634B PLUMA OPEN		P.371	4174 AURIGA	P.153
2634C PLUMA DX		P.371	4175 GRU	P.153
2634D PLUMA SX		P.371	4176 LYRA	P.154
2635A LOMBA		P.372	4177 CEFEO	P.136
2635B LOMBA OPEN		P.373	4178 ANDROMEDA	P.154
2635C LOMBA DX		P.373	4178B ANDROMEDA R	P.155
2635D LOMBA SX		P.373	4179 PEGASO	P.155
2636A GONIA		P.374	4180 CASSIOPEA	P.156
2636B GONIA OPEN		P.375	4180A CASSIOPEA DOUBLE	P.156
2636C GONIA DX		P.375	4180B CASSIOPEA LARGE	P.157
2636D GONIA SX		P.375	4181 PERSEO	P.157
2637A ARENA		P.376	4183 OFIUCO	P.158
2637B ARENA OPEN		P.377	4189A ALYA UNO	P.556
2637C ARENA DX		P.377	4189B ALYA DUE	P.556
2637D ARENA SX		P.377	4189C ALYA TRE	P.556
2638A GESTALT		P.378	4190A ANKA UNO	P.557
2638B GESTALT OPEN		P.379	4190B ANKA DUE	P.557
2638C GESTALT DX		P.379	4190C ANKA TRE	P.557

4191C FRECCIA		P.167	4250A UNDICI SQUARE		P.100
4191F FRECCIA BIG		P.167	4250R MINILED SQUARE	NEW	P.109
4192I FRECCIA BLIND		P.168	4251A STAR FIVE		P.101
4193 MILLI		P.125	4252A STAR SEVEN		P.101
4193B MILLI BIG		P.126	4256 PRISMA		P.173
4193F MILLI DOUBLE		P.129	4256B PRISMA LINE	NEW	P.174
4193G MILLI TRIS		P.129	4256C PRISMA EXTRA	NEW	P.175
4194 MILLI ROUND		P.127	4275 GRU SMALL		P.161
4194B MILLI ROUND BIG		P.128	4276 LYRA SMALL		P.161
4195A MIKA PLUS		P.512	4277 CEFEO SMALL		P.162
4195B MIKA		P.513	4278 ANDROMEDA SMALL		P.162
4196D DAMASK		P.168	4280 CASSIOPEA SMALL		P.163
4196H DAMASK BIG		P.169	4281 PERSEO SMALL		P.163
4197A ALKES UNO		P.555			
4197B ALKES DUE		P.555			
4197C ALKES TRE		P.555	5290 SHARD		P.546
4198 OTTA		P.525	5503A ASSO		P.452
4199 SCUDO		P.524	5503B ASSO BIG		P.452
4201 OLO		P.526	5503D ASSO TRI	NEW	P.453
4202 COCO		P.526	5505A RONDINE		P.494
4204B STIC		P.527	5505B COLIBRÌ		P.494
4205A AIDA		P.534	5505C AIRONE		P.495
4205B SIVIGLIA		P.534	5505D FRINGUELLO		P.495
4205C TRAVIATA BIG		P.535	5505E CIVETTA		P.496
4205D TRAVIATA		P.535	5507A SCOPIO SMALL		P.457
4205E TOSCA		P.536	5507B SCOPIO		P.458
4205F TOSCA BIG		P.536	5507C SCOPIO BIG		P.459
4205G NABUCCO		P.537	5507G STALATTITE SMALL		P.386
4205H NABUCCO BIG		P.537	5507H STALATTITE		P.386
4205L BOHÈME		P.538	5507I STALATTITE BIG		P.387
4205M RIGOLETTO		P.538	5508A MERLO		P.498
4205O NORMA		P.539	5508B SPARVIERO		P.498
4210 IDRA		P.158	5508F PETTIROSSO	NEW	P.499
4215 ARA		P.159	5509 AVIA		P.467
4216 ARA ROUND		P.159			
4218 QUIRK		P.160			
4218A QUARK		P.160	5511B MIX&MATCH COLLINS		P.477
4246A NUVÒ		P.183	5511C MIX&MATCH MARTINI		P.478
4246C NUVÒ BIG		P.183	5511D MIX&MATCH CHAMPAGNE		P.479
4246E NUVÒ EXTRA		P.184	5512A RITMO		P.488
4246F WOLÒ	NEW	P.184	5512R MINILED RITMO	5513A NEW	P.117
4246H WOLÒ BIG	NEW	P.185	ASTRA		P.489
4246L WOLÒ EXTRA	NEW	P.185	5513R MINILED ASTRA	5514A NEW	P.118
4247A UNDICI		P.99	FABRIC		P.489
4247R MINILED	NEW	P.108	5514R MINILED FABRIC	5515A NEW	P.119
4248A UNDICI ROUND		P.100	MANDALA		P.490
4248R MINILED ROUND	NEW	P.112	5515B MANDALA BIG		P.490
4248S MINILED DOR	NEW	P.113	5515R MINILED MANDALA	NEW	P.120
4249A UNDICI QUADRO		P.99	5516A CIMA		P.491
4249R MINILED QUADRO	NEW	P.110	5516R MINILED CIMA	NEW	P.121
4249S MINILED DOQ	NEW	P.111	5517A MATERIA		P.491

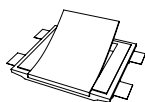
7156 HARA	P.327	8902D FLIT FOUR	P.429
7157 HARA BIG	P.327	8902Q FLIT QUADRO	P.429
7305 HARA ANGLE	P.328	8903A FLAT	P.421
7310 HARA SMALL	P.328	8903B FLAT DOUBLE	P.421
7576 DALIA SMALL	P.329	8903C FLAT TRIS	P.422
7577 DALIA	P.329	8903E FLOT	P.422
7578 DALIA BIG	P.330	8904A FLAT BIG	P.423
7946 LAILA	P.333	8904B FLOT BIG	P.424
7949 LAILA ANGLE	P.334	8909 CUORI	P.397
7958 EKA ANGLE	P.326	8910 FIORI	P.399
		8911 CUORI BIG	P.398
8042 ERIDA	P.351	8912 FIORI BIG	P.400
8056 ERIDA ANGLE	P.351	8913 FLOT GLASS	P.423
8144 ERIDA THIN	P.350	8914A FLATTI	P.424
8215 AGALE	P.335	8914B FLATTI DOUBLE	P.425
8216 DARLA	P.344	8914C FLATTI TRIS	P.425
8235 TIKO	P.332	8914D FLATTI FOUR	P.426
8254 DARLA BIG	P.345	8914Q FLATTI QUADRO	P.426
8259 FIUCO	P.334	8916E FLOT ONE	P.427
8284 GARLA	P.267	8917 GRAFFIO	P.207
8285 GADRO ROUND	P.266	8935A BOLLA SMALL	P.196
8336 ARIEL SMALL	P.330	8935B BOLLA	P.197
8337 ARIEL	P.331	8935C BOLLA BIG	P.197
8338 ARIEL BIG	P.331	8935D LARIA EXTRA	P.198
8342 ANEMOS	P.223	8935G LARIA SMALL	P.198
8382 GARLA S	P.268	8935H LARIA	P.199
8411 TIKO BIG	P.333	8935I LARIA BIG	P.199
8418 FERA	P.283	8935L AURA	P.200
8428 ARIEL XL	P.332	8935M AURA BIG	P.201
8429 GADRO SMALL	P.264	8936B OVOLO BIG	P.206
8430 GADRO	P.265	8937A MEDEA	P.206
8431 GADRO BIG	P.265	8937B MEDEA BIG	P.207
8459 ELLA SMALL	P.268	8943D BANISTER SMALL	P.435
8481 ELLA	P.269	8943H BANISTER	P.435
8672 KORA	P.303	8943N BANISTER BIG	P.436
8672B PERSIA	P.304	8943O BANISTER QUADRO	P.436
8673 KORA BIG	P.304	8946 LA MATTA	P.407
8673B PERSIA BIG	P.305	8947 PRISMA CUBO	P.437
8759 ERIDA BIG	P.352	8948 NUVÒ CUBO	P.437
8760 ERIDA XL	P.353	8949A QUADRI SMALL	P.401
		8949B QUADRI	P.402
		8949C QUADRI BIG	P.403
		8952A PICCHE SMALL	P.404
		8952B PICCHE	P.405
8897 CUORI SMALL	P.397	8952C PICCHE BIG	P.406
8898 FIORI SMALL	P.399	8956A INTARSIO	P.440
8899 CUORI XL	P.398	8956B INTARSIO SEMI	P.441
8900 FIORI XL	P.400	8956C INTARSIO OPEN	P.442
8902A FLIT	P.427	8956D INTAGLIO	P.443
8902B FLIT DOUBLE	P.428	8956E INTAGLIO SEMI	P.444
8902C FLIT TRIS	P.428	8956F INTAGLIO OPEN	P.445

9207 FILLA	P.335
P002 KUMA	P.561
P003 AVIOR	P.562
P004 NAOS	P.563
P005 SIRIO	P.569
P007 VEGA	P.570
P009 NASHIRA	P.575
P010 KEID	P.580
P011 HEKA	P.579
P012 KRAZ	P.582
P013 NIHAL	P.583
P015 MIRA	P.571
P016 ATLAS	P.588
P017 SYRMA	P.589
P018 ANTARES	P.595
P019 POLARIS	P.590
P020 MEROPE	P.591

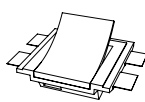
INDEX BY CATEGORY

WALL RECESSED LIGHTING
 INCASSO A PARETE
 WAND-EINBAULEUCHTEN
 ENCASTRÉS MURAUX

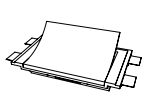
2365B LISSIO
P.45



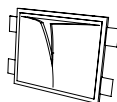
2365E LISSIO SMALL
P.45



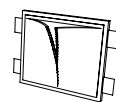
2365G LISSIO BIG
P.46



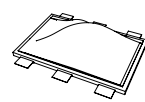
2369A SPAKKO
P.47



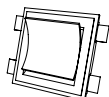
2371A SPAKKO ZIG
P.48



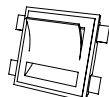
2372B SPIRAGLIO
P.54



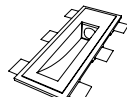
2402F ARCADE
P.48



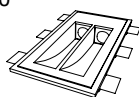
2402G ARCADE X
P.49



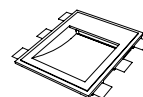
2414B VOLTA MONO
P.60



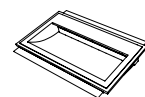
2415B VOLTA DOUBLE
P.60



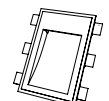
2416A VOLTA
P.61



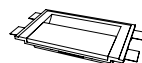
2416B VOLTA BIG
P.61



2416C VOLTA LARGE
P.62



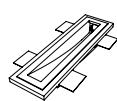
2416D CAPSULA BIG
P.63



2416E CAPSULA
P.63



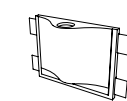
2417 VOLTA SMALL
P.61



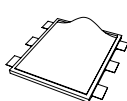
2436 SILK
P.54



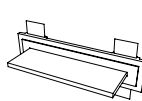
2446 SILK SPOT
P.55



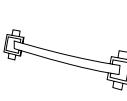
2446B SILK SOFT
P.55



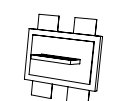
2484 GLAX
P.68



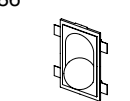
2486 ARCHO
P.73



2508 ATIK
P.80

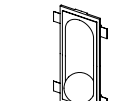


2523A SEGNO SMALL
P.86



NEW

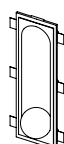
2523B SEGNO
P.86



NEW

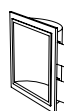
2523C SEGNO BIG
P.87

NEW



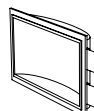
2524A MICROCOSMI SQUARE
P.92

NEW



2524B MICROCOSMI LONG
P.92

NEW



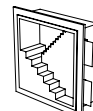
2524C MICROCOSMI TALL
P.93

NEW



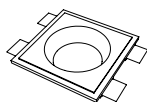
2524D MICROCOSMI MIRAGE
P.93

NEW

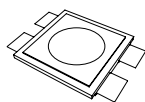


CEILING RECESSED LIGHTING
 INCASSO A PLAFONE
 DECKEN-EINBAULEUCHTEN
 ENCASTRÉS PLAFONDS

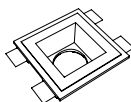
4039B AQUILA
P.137



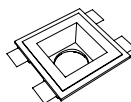
4044B MODILLION
P.135



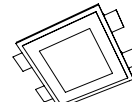
4045B REGOLO
P.138



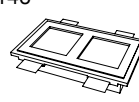
4045C GLINDA
P.139



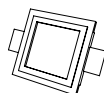
4046 ORIONE BIG
P.143



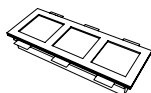
4052 ORIONE
DOUBLE
P.146



4053 ORIONE
P.145



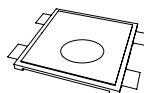
4054 ORIONE TRIS
P.147



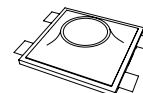
4105 ORIONE SMALL
P.144



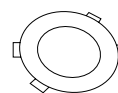
4110 BLUFF IN
P.192



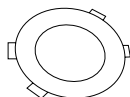
4111 BLUFF OUT
P.193



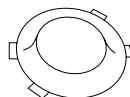
4113 FENG
P.194



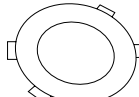
4113B SHUI
P.195



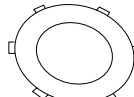
4114 TAO
P.196



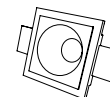
4118 FENG BIG
P.194



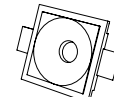
4118B SHUI BIG
P.195



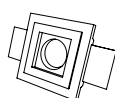
4174 AURIGA
P.153



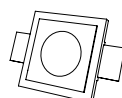
4175 GRU
P.153



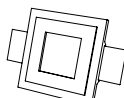
4176 LYRA
P.154



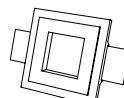
4177 CEFEU
P.136



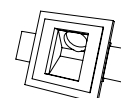
4178 ANDROMEDA
P.154



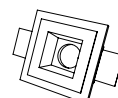
4178B ANDROMEDA R
P.155



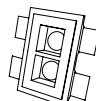
4179 PEGASO
P.155



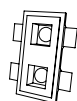
4180 CASSIOPEA
P.156



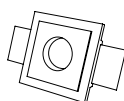
4180A CASSIOPEA
DOUBLE
P.156



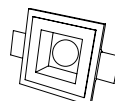
4180B CASSIOPEA
LARGE
P.157



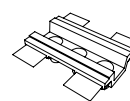
4181 PERSEO
P.157



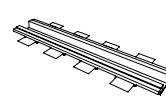
4183 OFIUCO
P.158



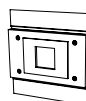
4191 FRECCIA
P.167



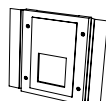
4192I FRECCIA BLIND
P.168



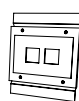
4193 MILLI
P.125



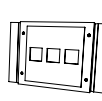
4193B MILLI BIG
P.126



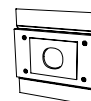
4193F MILLI DOUBLE
P.129



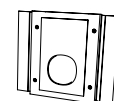
4193G MILLI TRIS
P.129



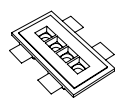
4194 MILLI ROUND
P.127



4194B MILLI
ROUND BIG
P.128



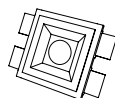
4196 DAMASK
P.168



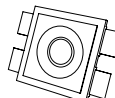
4210 IDRA
P.158



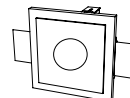
4215 ARA
P.159



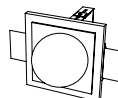
4216 ARA ROUND
P.159


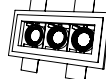
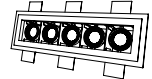

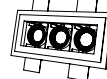
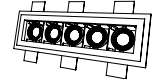
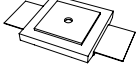
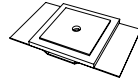
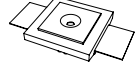

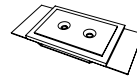
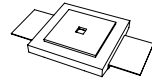

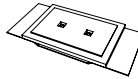
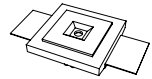
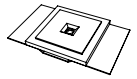
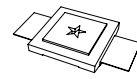
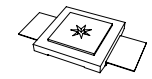
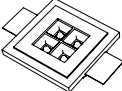
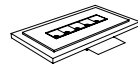
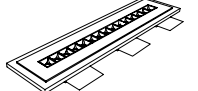
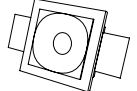
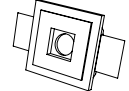
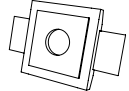
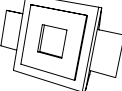
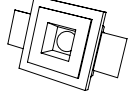
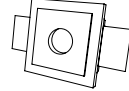

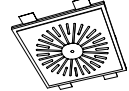
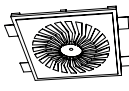
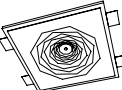


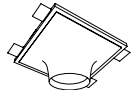
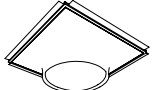
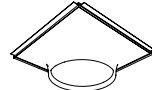
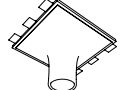
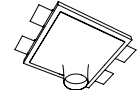
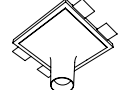
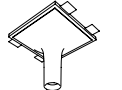
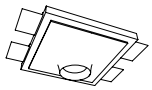
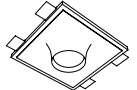
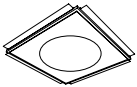
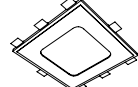
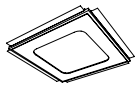


4218 QUIRK
P.160



4218A QUARK
P.150



4246A NUVÒ P.183	4246C NUVÒ BIG P.183	4246E NUVÒ EXTRA P.184	4246F WOLO P.184	NEW	4246H WOLO BIG P.185	NEW	4246L WOLO EXTRA P.185	NEW
								
4247A UNDICI P.99	4247R MINILED P.108	NEW	4248AUNDICIROUND P.100	4248R MINILED ROUND. P.112	NEW	4248S MINILED DOR P.113	NEW	4249A UNDICI QUADRO P.99
								
4249R MINILED QUADRO P.110	NEW	4249S MINILED DOQ P.111	NEW	4250A UNDICI SQUARE P.100	4250R MINILED SQUARE P.109	NEW	4251A STAR FIVE P.101	4252A STAR SEVEN P.101
								
4256 PRISMA P.173	4256B PRISMA LINE P.174	NEW	4256C PRISMA EXTRA P.175	NEW	4275 GRU SMALL P.161	4276 LYRA SMALL P.161	4277 CEFE0 SMALL P.162	
								
4278 ANDROMEDA SMALL P.162	4280 CASSIOPEA SMALL P.163	4281 PERSEO SMALL P.163	5512R MINILED RITMO P.117	NEW	5513R MINILED ASTRA P.118	NEW	5514R MINILED FABRIC P.119	NEW
								
5515R MINILED MANDALA P.120	NEW	5516R MINILED CIMA P.121	NEW	8917 GRAFFIO P.207	8935A BOLLA SMALL P.196	8935B BOLLA P.197	8935C BOLLA BIG P.197	
								
8935D LARIA EXTRA P.198	8935G LARIA SMALL P.198	8935H LARIA P.199	8935I LARIA BIG P.199	8935L AURA P.200	8935M AURA BIG P.201			
								
8936B OVOLO BIG P.206	8937A MEDEA P.206	8937B MEDEA BIG P.207						
								

WALL LIGHTING
A PARETE
WANDLEUCHTEN
APPLIQUES


2012 ESTIA
P.214



2013 ESTIA FLEX
P.214



2014 ESTIA BIG
P.215



2018 REA SMALL
P.261



2019 REA
P.261



2020 REA BIG
P.262



2139 EKA
P.326



2184 NICE
P.283



2293 DORADO
P.350



2304 FYLLO BIG
P.295



2304B FYLLO
P.295



2336 BOKU
P.316



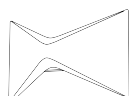
2336B KUBO
P.316



2340 ATERNA
P.267



2388 YPERO
P.223



2393 IDRA
P.250



2396 EMPHIS
P.250



2421 ISA
P.297



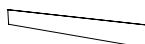
2422B BAIZE
P.262



2423B BAIZE BIG
P.263



2426 KERLA
P.309



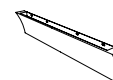
2427B BIBAIZE
P.263



2429B BIBAIZE BIG
P.264



2443 VELA
P.362



2452 ECNO
P.281



2453 LONIA
P.281



2455 ERIDA CEM
P.352



2457 DARLA CEM
P.344



2458 GADRO CEM
P.266



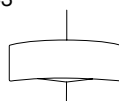
2474 ZABE
P.225



2483A CHIGLIA
P.342



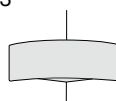
2483B CHIGLIA
ANGLE
P.343



2489A CHIGLIA CEM
P.342



2489B CHIGLIA
ANGLE CEM
P.343



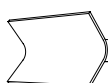
2493 OTILLA
P.298



2495 KUBO CEM
P.317



2497 FOLIO
P.224



2498 AMOS
P.231



2503 THALA
P.231



2504 THALA FLEX
P.232



2509 RAIDO
P.296



2511 BOX
P.317



2514 MALIKA
P.296



2516C SPOON
P.241



2516D FORK
P.241



2516G FARFALLA
P.242 NEW



2516H FUSILLO
P.243 NEW



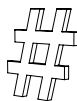
2516M MOKA
P.241



2516R ASTERISK
P.243 NEW



2516S HASHTAK
P.244 NEW



2516W SAVON
SMALL
P.244 NEW



2516V SAVON
P.245 NEW



2517 DAFNE
P.274



2518 NAUSICAA
P.275



2519 NOTE
P.303



2521 BEND
P.300



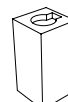
2522 PURE
P.301



2536 ECNO SMALL
P.284



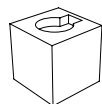
2537 ECNO XL
P.284



2541 LONIA XL
P.285



2546 ECNO BIG
P.282



2547 LONIA BIG
P.282




2601A KATAI
P.224



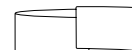
2602A PERGAMENA
P.251



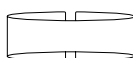
2604B RIETE
P.353



2613B ARMONIE
LEGATE
P.232



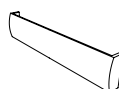
2614B ARMONIE
P.233



2615A KYMA
P.233



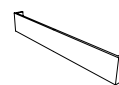
2630 CONCA
P.364



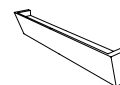
2631 ZENGA
P.366



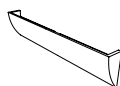
2632 ABACO
P.368



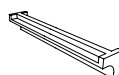
2634 PLUMA
P.370



2635 LOMBA
P.374



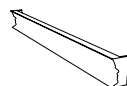
2636 GONIA
P.376



2637 ARENA
P.378



2638 GESTALT
P.378



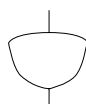
7156 HARA
P.325



7157 HARA BIG
P.325



7305 HARA ANGLE
P.328



7310 HARA SMALL
P.328



7576 DALIA SMALL
P.329



7577 DALIA
P.329



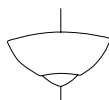
7578 DALIA BIG
P.330



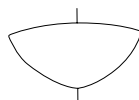
7946 LAILA
P.333



7949 LAILA ANGLE
P.334



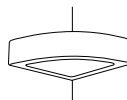
7958 EKA ANGLE
P.326



8042 ERIDA
P.351



8056 ERIDA ANGLE
P.351



8144 ERIDA THIN
P.350



8215 AGALE
P.335



8216 DARLA
P.344



8235 TIKO
P.332



8254 DARLA BIG
P.345



8259 FIUCO
P.334



8284 GARLA
P.267



8285 GADRO ROUND
P.266



8336 ARIEL SMALL
P.330



8337 ARIEL
P.331



8338 ARIEL BIG
P.331



8342 ANEMOS
P.223



8382 GARLA S
P.268



8411 TIKO BIG
P.333



8418 FERA
P.283



8428 ARIEL XL
P.332



8429 GADRO SMALL
P.264



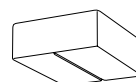
8430 GADRO
P.265



8431 GADRO BIG
P.265



8459 ELLA SMALL
P.268



8481 ELLA
P.269



8672 KORA
P.303



8672B PERSIA
P.304



8673 KORA BIG
P.304



8673B PERSIA BIG
P.305



8759 ERIDA BIG
P.352



8760 ERIDA XL
P.353



9207 FILLA
P.335



CEILING LIGHTING
A PLAFONE
DECKENLEUCHTEN
PLAFONNIERS

5507 STALATTITE
P.386



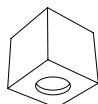
8897 CUORI SMALL
P.397



8898 FIORI SMALL
P.399



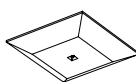
8899 CUORI XL
P.398



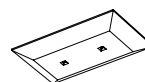
8900 FIORI XL
P.400



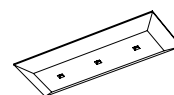
8902A FLIT
P.427



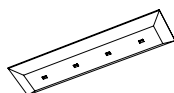
8902B FLIT DOUBLE
P.428



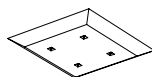
8902C FLIT TRIS
P.428



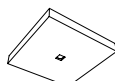
8902D FLIT FOUR
P.429



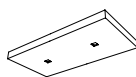
8902Q FLIT QUADRO
P.429



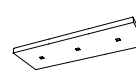
8903A FLAT
P.421



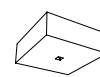
8903B FLAT DOUBLE
P.421



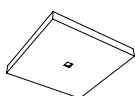
8903C FLAT TRIS
P.422



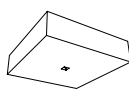
8903E FLOT
P.422



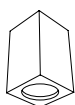
8904A FLAT BIG
P.423



8904B FLOT BIG
P.424



8909 CUORI
P.397



8910 FIORI
P.399



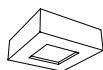
8911 CUORI BIG
P.398



8912 FIORI BIG
P.400



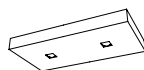
8913 FLOT GLASS
P.423



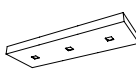
8914A FLATTI
P.424



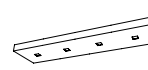
8914B FLATTI
DOUBLE
P.425



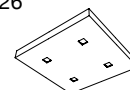
8914C FLATTI TRIS
P.425



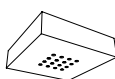
8914D FLATTI FOUR
P.426



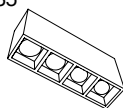
8914Q FLATTI
QUADRO
P.426



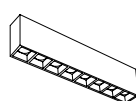
8916E FLOT ONE
P.427



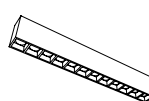
8943D BANISTER
SMALL
P.435



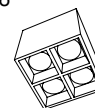
8943H BANISTER
P.435



8943N BANISTER BIG
P.436



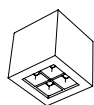
8943O BANISTER
QUADRO
P.436



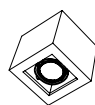
8946 LA MATTA
P.407



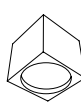
8947 PRISMA CUBO
P.437



8948 NUVÒ CUBO
P.437



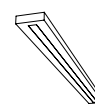
8949 QUADRI
P.401



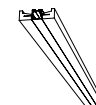
8952 PICCHE
P.404



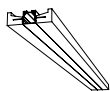
8956A INTARSIO
P.440



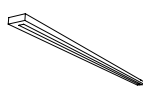
8956B INTARSIO SEMI
P.441



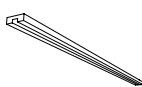
8956C INTARSIO OPEN
P.442



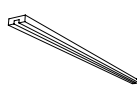
8956D INTAGLIO
P.443



8956E INTAGLIO SEMI
P.444



8956F INTAGLIO OPEN
P.445



HANGING LAMPS SOSPENSIONI PENDELLEUCHTEN SUSPENSIONS

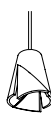
2516Q MOKA FULL
P.463



5503 ASSO
P.452



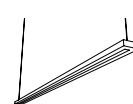
5503D ASSO TRI
P.453 NEW



5507 SCOPIO
P.457



5509 AVIA
P.467



5511B MIX&MATCH
COLLINS
P.477



5511C MIX&MATCH
MARTINI
P.478

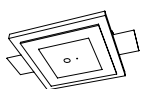


5511D MIX&MATCH
CHAMPAGNE
P.479

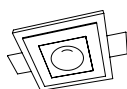


ROSES ROSONI ROSETTEN ROSACES

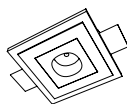
5505A RONDINE
P.494



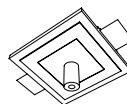
5505B COLIBRI
P.494



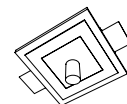
5505C AIRONE
P.495



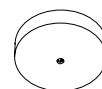
5505D FRINGUELLO
P.495



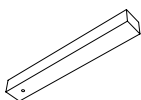
5505E CIVETTA
P.496



5508A MERLO
P.498



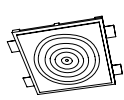
5508B SPARVIERO
P.498



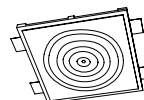
5508F PETTIROSSO
P.499 NEW



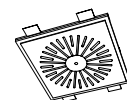
5512A RITMO
P.488



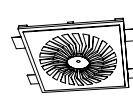
5512B RITMO BIG
P.488



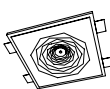
5513A ASTRA
P.489



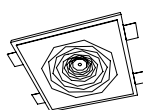
5514A FABRIC
P.489



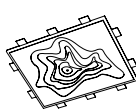
5515A MANDALA
P.490



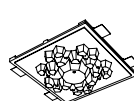
5515B MANDALA BIG
P.490



5516A CIMA
P.491



5517A MATERIA
P.491



PATHMARKERS
 SEGNAPASSI
 ORIENTERUNGSBELEUCHTUNG
 BALISAGES ENCASTRÉS

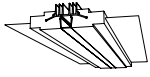
4058 HITE P.520	4062 PERTO P.520	4099 PICI P.521	4100 AGO P.505	4112 CAMELIA P.524	4130 UNA P.506
4154B RAGO SMALL P.521	4155B RAGO P.522	4156 RAGO BIG P.522	4160 SIRENA P.523	4164 OGEE P.523	4167 CHIMERA P.525
4195A MIKA PLUS P.512	4195B MIKA P.513	4198 OTTA P.525	4199 SCUDO P.524	4201 OLO P.526	4202 COCO P.526
4204B STIC P.527	4205A AIDA P.534	4205B SIVIGLIA P.534	4205C TRAVIATA BIG P.535	4205D TRAVIATA P.535	4205E TOSCA P.536
4205F TOSCA BIG P.536	4205G NABUCCO P.537	4205H NABUCCO BIG P.537	4205L BOHÈME P.538	4205M RIGOLETTO P.538	4205O NORMA P.539

TABLE LAMPS
 LAMPADE DA TAVOLO
 TISCHLEUCHTEN
 LAMPES DE TABLE

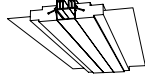
5289A FLAT P.546	5290 SHARD P.546

PROFILES
 PROFILI
 PROFILE
 PROFILÉS

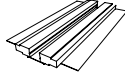
4189 ALYA
 P.556



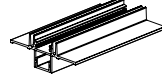
4190 ANKA
 P.557



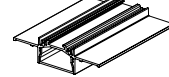
4197 ALKES
 P.555



P002 KUMA
 P.561



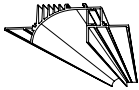
P003 AVIOR
 P.562



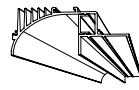
P004 NAOS
 P.563



P005 SIRIO
 P.569



P007 VEGA
 P.570



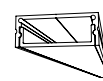
P009 NASHIRA
 P.575



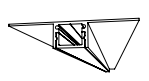
P010 KEID
 P.580



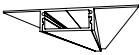
P011 HEKA
 P.581



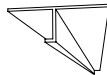
P012 KRAZ
 P.582



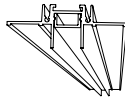
P013 NIHAL
 P.583



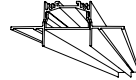
P015 MIRA
 P.571



P016 ATLAS
 P.588



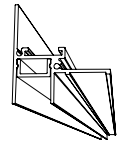
P017 SYRMA
 P.589



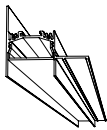
P018 ANTARES
 P.595



P019 POLARIS
 P.590



P020 MEROPE
 P.591



THE PURPOSE OF LIGHT

EN Craftsmanship and industrial processes meet in a delicate balance that emulates the dialogue between light and shadows. A respect for time and the observation of age-old gestures give rise to the design of matter. An authentic approach to innovation that teaches how to preserve the environment and its rhythms. The light is enriched with a new lens and combined with innovative materials capable of mimicking natural processes, such as the ability to purify the air. From pure and inert raw materials, 9010novantadiecì designed lighting takes shape, capable of improving the space for those who live there.


IT Lavorazione artigianale e processo industriale si incontrano in un delicato equilibrio che emula il dialogo tra luce ed ombra. Dal rispetto per il tempo e dall'osservazione di gesti secolari nasce il design della materia. Un approccio autentico verso l'innovazione che insegna a preservare l'ambiente e i suoi ritmi. La luce si arricchisce di un nuovo obiettivo e si combina a materiali innovativi in grado di imitare processi naturali, come la capacità di purificare l'aria. Da materie prime pure ed inerti prende forma l'illuminazione di design 9010, capace di migliorare lo spazio per coloro che ci vivono.


DE Handwerkliche Verarbeitung und industrielle Fertigung vereint in einem Dialog, der jenem zwischen Licht und Schatten ähnelt. Respektvoller Umgang mit der Zeit und uralte Gesten bringen das Design der Materie hervor. Ein authentischer Innovationsansatz, der die Natur und ihre Rhythmen bewahrt. Licht bekommt einen neuen Zweck und wird mit innovativen Materialien kombiniert, die natürliche Verfahren imitieren, wie etwa die Fähigkeit, die Luft zu reinigen. Aus reinen, inerten Rohstoffen entsteht die Designbeleuchtung von 9010novantadiecì, die jeden Raum zu einem besseren Lebensraum macht.

FR Rencontre entre l'artisanat et le processus industriel dans un équilibre délicat évoquant le dialogue ombre et lumière. Le respect du temps et l'observation des gestes centenaires ont donné naissance au design de la matière. Cette approche authentique à l'innovation préserve l'environnement et ses rythmes. La lumière s'enrichit d'un nouvel objectif et s'associe à des matériaux novateurs imitant les processus naturels, comme la purification de l'air. Grâce aux matières premières pures et inertes, l'éclairage design 9010novantadiecì prend forme et améliore l'espace où nous vivons.





























PRODUCTS

WALL RECESSED LIGHTING

CEILING RECESSED LIGHTING

WALL LIGHTING

CEILING LIGHTING

HANGING LAMPS

ROSES

PATHMARKERS

TABLE LAMPS

PROFILES

WALL RECESSED LIGHTING
INCASSO A PARETE
WAND-EINBAULEUCHTEN
ENCASTRÉS MURAUX



2365B LISSIO
2365E LISSIO SMALL
2365G LISSIO BIG
2369A SPAKKO
2371A SPAKKO ZIG
2402F ARCADE
2402G ARCADE X

Designed by 9010novantadieci

EN Flaps rise from the surface evoking the lightness of a sheet of paper with smooth or unexpectedly serrated edges. These CRISTALY® LED lamps create interesting plays of light on the wall, decorating the environment with an essential design.

IT I lembi si sollevano dalla superficie evocando la leggerezza di un foglio di carta dai bordi lisci o inaspettatamente seghettati. Le lampade a LED realizzate in CRISTALY® creano interessanti giochi di luce a parete arredando l'ambiente con un design essenziale.

DE Die Ränder heben sich von der Oberfläche ab, evozieren die Leichtigkeit eines glattrandigen oder, ganz unerwartet, gezackten Blattes Papier. Die LED-Lampen aus CRISTALY® kreieren interessante Lichtspiele an der Wand und richten das Ambiente mit einem essentiellen Design ein.

FR Les bords se détachent de la surface en évoquant la légèreté d'une feuille de papier aux contours lisses ou, de manière inattendue, dentelés. Les lampes à LED en CRISTALY® créent d'intéressants jeux de lumière sur le mur, meublant la pièce d'un design sobre.



Art. 2365B

Art. 2365G



Art.
2365
2369A
2371A 2402

Wall recessed lighting
Incasso a parete
Wand-Einbauleuchten
Encastrés muraux



Art. 2402G

Art. 2369A

Private house - London, UK



Art.
2365
2369A
2371A 2402

Wall recessed lighting
Incasso a parete
Wand-Einbauleuchten
Encastrés muraux



Art. 2402F



Art. 2369A

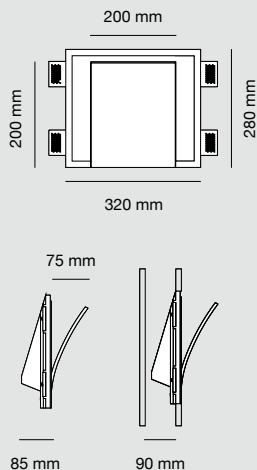
Art. 2371A



Art.
2365
2369A
2371A 2402

Wall recessed lighting
Incasso a parete
Wand-Einbauleuchten
Encastrés muraux

2365B LISSIO



Article code / Codice articolo / Artikelnummer / Code de l'article

DRIVER not included / DRIVER non incluso / DRIVER nicht inbegriffen / DRIVER non inclus

2365B-3031 LED 16.5W-700mA-2600lm-3000K-CRI85

2365B-2731 LED 16.5W-700mA-2450lm-2700K-CRI85

2365B-4031 LED 16.5W-700mA-2750lm-4000K-CRI85

Weight / Peso / Gewicht / Poids

3,65 Kg

Materials / Materiali / Materialien / Matériaux

CRISTALY® Paintable / Colorabile / Färbbar / Colorable

Plasterboard hole / Foro cartongesso / Bohrung im Gipskarton / Trou pour plaque de plâtre

325 x 285 mm

Compatible DRIVERS / DRIVERS compatibili / Kompatible DRIVER / DRIVER compatibles

026.255 DRIVER ON/OFF min11,9W max18,2W 700mA

026.256 DRIVER ON/OFF min25,2W max35,7W 700mA

026.300 DRIVER DIM PUSH/0-10V/DALI 28W 700mA

026.307 DRIVER DIM PUSH/1-10V/DALI 40.6W 700mA

Accessories / Accessori / Zubehöre / Accessoires

023.408 Housing box for brickwork / Controcassa per muratura

Einbaugehäuse für Betonwand / Boîtier pour béton/briques

[Housing box / Controcassa / Gegengehäuses / Contre-caisse 325 x 285 x 100 mm]

[Hole / Foro / Bohrung / Trou 355 x 315 x 110 mm]

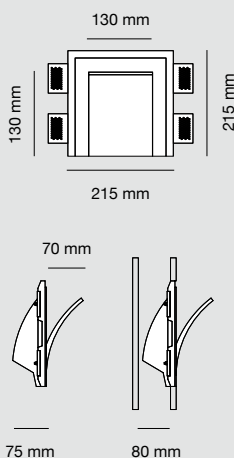
099.142 Emergency Kit / Kit emergenza / Notfall-Kit / Kit d'urgence (P.644)



IP20



2365E LISSIO SMALL



Article code / Codice articolo / Artikelnummer / Code de l'article

DRIVER not included / DRIVER non incluso / DRIVER nicht inbegriffen / DRIVER non inclus

2365E-30156 LED 9W-700mA-1350lm-3000K-CRI85

2365E-27156 LED 9W-700mA-1300lm-2700K-CRI85

2365E-40156 LED 9W-700mA-1400lm-4000K-CRI85

Weight / Peso / Gewicht / Poids

2,05 Kg

Materials / Materiali / Materialien / Matériaux

CRISTALY® Paintable / Colorabile / Färbbar / Colorable

Plasterboard hole / Foro cartongesso / Bohrung im Gipskarton / Trou pour plaque de plâtre

220 x 220 mm

Compatible DRIVERS / DRIVERS compatibili / Kompatible DRIVER / DRIVER compatibles

026.173 DRIVER ON/OFF min7W max19,6W 700mA

026.256 DRIVER ON/OFF min25,2W max35,7W 700mA

026.300 DRIVER DIM PUSH/0-10V/DALI 28W 700mA

026.307 DRIVER DIM PUSH/1-10V/DALI 40.6W 700mA

Accessories / Accessori / Zubehöre / Accessoires

023.495 Housing box for brickwork / Controcassa per muratura

Einbaugehäuse für Betonwand / Boîtier pour béton/briques

[Housing box / Controcassa / Gegengehäuses / Contre-caisse 220 x 220 x 75 mm]

[Hole / Foro / Bohrung / Trou 250 x 250 x 85 mm]

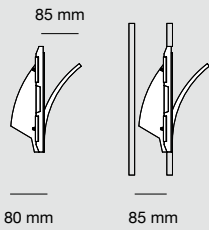
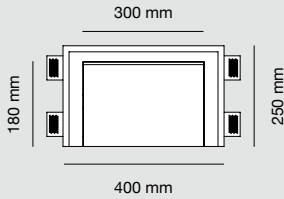
024.319 Protection glass / Schermo di protezione / Schutzglas / Verre de protection

099.142 Emergency Kit / Kit emergenza / Notfall-Kit / Kit d'urgence (P.644)



IP20





Article code / Codice articolo / Artikelnummer / Code de l'article

DRIVER not included / DRIVER non incluso / DRIVER nicht inbegriffen / DRIVER non inclus

2365G-3032 LED 21.5W-700mA-3250lm-3000K-CRI85

2365G-2732 LED 21.5W-700mA-3100lm-2700K-CRI85

2365G-4032 LED 21.5W-700mA-3400lm-4000K-CRI85

Weight / Peso / Gewicht / Poids

4,1 Kg

Materials / Materiali / Materialien / Matériaux

CRISTALY® Paintable / Colorabile / Färbbar / Colorable

Plasterboard hole / Foro cartongesso / Bohrung im Gipskarton / Trou pour plaque de plâtre

405 x 255 mm

Compatible DRIVERS / DRIVERS compatibili / Kompatible DRIVER / DRIVER compatibles

026.239 DRIVER ON/OFF min17,5W max24,5W 700mA

026.300 DRIVER DIM PUSH/0-10V/DALI 28W 700mA

026.307 DRIVER DIM PUSH/1-10V/DALI 40.6W 700mA

Accessories / Accessori / Zubehöre / Accessoires

023.4012 Housing box for brickwork / Controcassa per muratura

Einbaugehäuse für Betonwand / Boîtier pour béton/briques

[Housing box / Controcassa / Gegengehäuses / Contre-caisse 405 x 255 x 80 mm]

[Hole / Foro / Bohrung / Trou 435 x 285 x 90 mm]

024.320 Protection glass / Schermo di protezione / Schutzglas / Verre de protection

099.142 Emergency Kit / Kit emergenza / Notfall-Kit / Kit d'urgence (P.644)

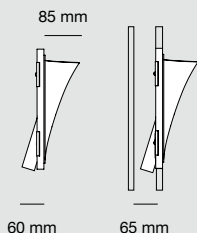
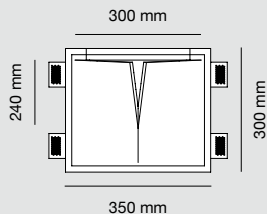


IP20



C.C.
[m.A.]





Article code / Codice articolo / Artikelnummer / Code de l'article

GU10 not included / GU10 non inclusa / GU10 nicht inbegriffen / GU10 non incluse
 2369A-35 GU10 ø35 MAX 5W-240V

DRIVER not included / DRIVER non incluso / DRIVER nicht inbegriffen / DRIVER non inclus

2369A-3008 LED 13W-700mA-1600lm-3000K-CRI90
 2369A-2708 LED 13W-700mA-1500lm-2700K-CRI90
 2369A-4008 LED 13W-700mA-1700lm-4000K-CRI90

Weight / Peso / Gewicht / Poids

3 Kg

Materials / Materiali / Materialien / Matériaux

CRISTALY® Paintable / Colorabile / Färbbar / Colorable

Plasterboard hole / Foro cartongesso / Bohrung im Gipskarton / Trou pour plaque de plâtre

355 x 305 mm

Compatible DRIVERS / DRIVERS compatibili / Kompatible DRIVER / DRIVER compatibles

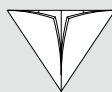
026.255 DRIVER ON/OFF min11,9W max18,2W 700mA
 026.256 DRIVER ON/OFF min25,2W max35,7W 700mA
 026.300 DRIVER DIM PUSH/0-10V/DALI 28W 700mA
 026.307 DRIVER DIM PUSH/1-10V/DALI 40.6W 700mA

Accessories / Accessori / Zubehöre / Accessoires

023.476 Housing box for brickwork / Controcassa per muratura
 Einbaugehäuse für Betonwand / Boîtier pour béton/briques
 [Housing box / Controcassa / Gegengehäuses / Contre-caisse 355 x 305 x 50 mm]
 [Hole / Foro / Bohrung / Trou 385 x 335 x 60 mm]
 099.142 Emergency Kit / Kit emergenza / Notfall-Kit / Kit d'urgence (P.644)
 L007 GU10 ø35 mm LED 4W-220-240V

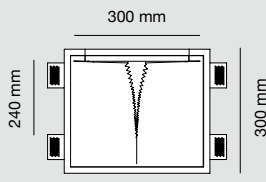


Range Collection / Collezione / Range-Kollektion / Collection Range

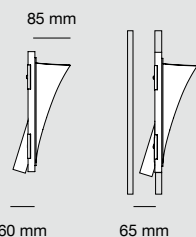


Art. 2393
 (P.250)

2371A SPAKKO ZIG



350 mm



Article code / Codice articolo / Artikelnummer / Code de l'article

Bulb not included / Lampadina non inclusa / Leuchtmittel nicht inbegriffen / Ampoule non incluse
 2371A-35 GU10 ø35 MAX 5W-240V

DRIVER not included / DRIVER non incluso / DRIVER nicht inbegriffen / DRIVER non inclus

2371A-3008 LED 13W-700mA-1600lm-3000K-CRI90

2371A-2708 LED 13W-700mA-1500lm-2700K-CRI90

2371A-4008 LED 13W-700mA-1700lm-4000K-CRI90

Weight / Peso / Gewicht / Poids

3 Kg

Materials / Materiali / Materialien / Matériaux

CRISTALY® Paintable / Colorabile / Färbbar / Colorable

Plasterboard hole / Foro cartongesso / Bohrung im Gipskarton / Trou pour plaque de plâtre

355 x 305 mm

Compatible DRIVERS / DRIVERS compatibili / Kompatible DRIVER / DRIVER compatibles

026.255 DRIVER ON/OFF min11,9W max18,2W 700mA

026.256 DRIVER ON/OFF min25,2W max35,7W 700mA

026.300 DRIVER DIM PUSH/0-10V/DALI 28W 700mA

026.307 DRIVER DIM PUSH/1-10V/DALI 40.6W 700mA

Accessories / Accessori / Zubehöre / Accessoires

023.476 Housing box for brickwork / Controcassa per muratura

Einbaugehäuse für Betonwand / Boîtier pour béton/briques

[Housing box / Controcassa / Gegengehäuses / Contre-caisse 355 x 305 x 50 mm]

[Hole / Foro / Bohrung / Trou 385 x 335 x 60 mm]

099.142 Emergency Kit / Kit emergenza / Notfall-Kit / Kit d'urgence (P.644)

L007 GU10 ø35 mm LED 4W-220-240V



(GU10)



(LED)



IP20



(LED)



C.C.
[m.A.] (LED)

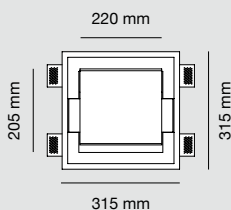


(LED)

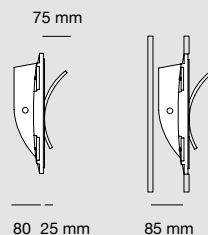


(LED)

2402F ARCADE



315 mm



Article code / Codice articolo / Artikelnummer / Code de l'article

DRIVER not included / DRIVER non incluso / DRIVER nicht inbegriffen / DRIVER non inclus

2402F-3033 LED 16.5W-700mA-2600lm-3000K-CRI85

2402F-2733 LED 16.5W-700mA-2450lm-2700K-CRI85

2402F-4033 LED 16.5W-700mA-2750lm-4000K-CRI85

Weight / Peso / Gewicht / Poids

4 Kg

Materials / Materiali / Materialien / Matériaux

CRISTALY® Paintable / Colorabile / Färbbar / Colorable

Plasterboard hole / Foro cartongesso / Bohrung im Gipskarton / Trou pour plaque de plâtre

320 x 320 mm

Compatible DRIVERS / DRIVERS compatibili / Kompatible DRIVER / DRIVER compatibles

026.255 DRIVER ON/OFF min11,9W max18,2W 700mA

026.256 DRIVER ON/OFF min25,2W max35,7W 700mA

026.300 DRIVER DIM PUSH/0-10V/DALI 28W 700mA

026.307 DRIVER DIM PUSH/1-10V/DALI 40.6W 700mA

Accessories / Accessori / Zubehöre / Accessoires

023.490 Housing box for brickwork / Controcassa per muratura

Einbaugehäuse für Betonwand / Boîtier pour béton/briques

[Housing box / Controcassa / Gegengehäuses / Contre-caisse 320 x 320 x 85 mm]

[Hole / Foro / Bohrung / Trou 350 x 350 x 95 mm]

099.142 Emergency Kit / Kit emergenza / Notfall-Kit / Kit d'urgence (P.644)



IP20



(LED)



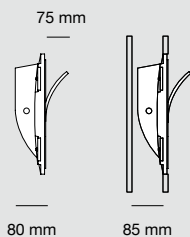
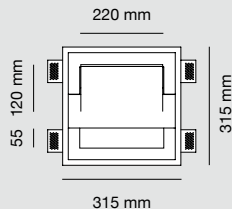
C.C.
[m.A.] (LED)



(LED)



(LED)



Article code / Codice articolo / Artikelnummer / Code de l'article

DRIVER not included / DRIVER non incluso / DRIVER nicht inbegriffen / DRIVER non inclus

2402G-3033 LED 16.5W-700mA-2600lm-3000K-CRI85

2402G-2733 LED 16.5W-700mA-2450lm-2700K-CRI85

2402G-4033 LED 16.5W-700mA-2750lm-4000K-CRI85

Weight / Peso / Gewicht / Poids

4 Kg

Materials / Materiali / Materialien / Matériaux

CRISTALY® Paintable / Colorabile / Färbbar / Colorable

Plasterboard hole / Foro cartongesso / Bohrung im Gipskarton / Trou pour plaque de plâtre

320 x 320 mm

Compatible DRIVERS / DRIVERS compatibili / Kompatible DRIVER / DRIVER compatibles

026.255 DRIVER ON/OFF min11,9W max18,2W 700mA

026.256 DRIVER ON/OFF min25,2W max35,7W 700mA

026.300 DRIVER DIM PUSH/0-10V/DALI 28W 700mA

026.307 DRIVER DIM PUSH/1-10V/DALI 40.6W 700mA

Accessories / Accessori / Zubehöre / Accessoires

023.490 Housing box for brickwork / Controcassa per muratura

Einbaugehäuse für Betonwand / Boîtier pour béton/briques

[Housing box / Controcassa / Gegengehäuses / Contre-caisse 320 x 320 x 85 mm]

[Hole / Foro / Bohrung / Trou 350 x 350 x 95 mm]

099.142 Emergency Kit / Kit emergenza / Notfall-Kit / Kit d'urgence (P.644)



IP20



C.C.
[m.A.]



2372B SPIRAGLIO

2436 SILK

2446 SILK SPOT

2446B SILK SOFT

Designed by 9010novantadieci

EN References to nature, such as a soft dunes or the clashing of waves, inspire the bodies of these lamps that are also decorative objects. The LED light flows freely on the walls while the CRISTALY® wall-mounted luminous bodies capture the viewer's gaze.

IT Richiami alla natura, come una morbida duna o l'incontro delle onde, ispirano il corpo delle lampade che diventano anche oggetti decorativi. La luce a LED fluisce liberamente sulle pareti mentre i corpi luminosi installati a parete in CRISTALY® catturano lo sguardo dello spettatore.

DE Natureindrücke, wie sanfte Dünen oder die Begegnung von Wellen, haben den Körper der Lampen inspiriert, die zu regelrechten Ziergegenständen werden. Das LED-Licht strömt frei über die Wände, während die an der Wand installierten Lampenkörper aus CRISTALY® alle Blicke auf sich lenken.

FR Des références à la nature, comme une dune douce ou la rencontre des vagues, inspirent le corps des lampes qui deviennent également des objets de décoration. La lumière LED coule librement sur les murs tandis que les corps des lampes muraux en CRISTALY® attirent l'œil du spectateur.



Art. 2372B




Art. 2436

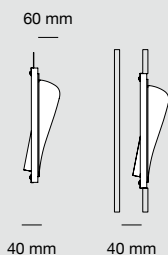
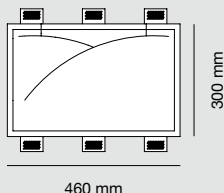


Art. 2446B

Art. 2446



2372B SPIRAGLIO



Article code / Codice articolo / Artikelnummer / Code de l'article

DRIVER not included / DRIVER non incluso / DRIVER nicht inbegriffen / DRIVER non inclus

2372B-3008 LED 13W-700mA-1600lm-3000K-CRI90

2372B-2708 LED 13W-700mA-1500lm-2700K-CRI90

2372B-4008 LED 13W-700mA-1700lm-4000K-CRI90

Weight / Peso / Gewicht / Poids

4,45 Kg

Materials / Materiali / Materialien / Matériaux

CRISTALY® Paintable / Colorabile / Färbbar / Colorable

Plasterboard hole / Foro cartongesso / Bohrung im Gipskarton / Trou pour plaque de plâtre

465 x 305 mm

Compatible DRIVERS / DRIVERS compatibili / Kompatible DRIVER / DRIVER compatibles

026.255 DRIVER ON/OFF min11,9W max18,2W 700mA

026.256 DRIVER ON/OFF min25,2W max35,7W 700mA

026.300 DRIVER DIM PUSH/0-10V/DALI 28W 700mA

026.307 DRIVER DIM PUSH/1-10V/DALI 40.6W 700mA

Accessories / Accessori / Zubehöre / Accessoires

023.4008 Housing box for brickwork / Controcassa per muratura

Einbauehäuse für Betonwand / Boîtier pour béton/briques

[Housing box / Controcassa / Gegengehäuses / Contre-caisse 305 x 465 x 85 mm]

[Hole / Foro / Bohrung / Trou 335 x 495 x 95 mm]

099.142 Emergency Kit / Kit emergenza / Notfall-Kit / Kit d'urgence (P.644)



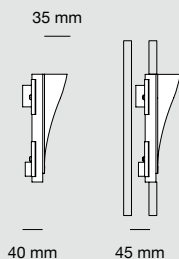
IP20



C.C.
[m.A.]



2436 SILK



Article code / Codice articolo / Artikelnummer / Code de l'article

DRIVER not included / DRIVER non incluso / DRIVER nicht inbegriffen / DRIVER non inclus

2436-3005 LED 9.5W-24Vdc-850lm-3000K-CRI85

2436-2705 LED 9.5W-24Vdc-800lm-2700K-CRI85

2436-4005 LED 9.5W-24Vdc-900lm-4000K-CRI85

Weight / Peso / Gewicht / Poids

3 Kg

Materials / Materiali / Materialien / Matériaux

CRISTALY® Paintable / Colorabile / Färbbar / Colorable

Plasterboard hole / Foro cartongesso / Bohrung im Gipskarton / Trou pour plaque de plâtre

525 x 185 mm

Compatible DRIVERS / DRIVERS compatibili / Kompatible DRIVER / DRIVER compatibles

026.258 DRIVER ON/OFF 12W 24Vdc

026.259 DRIVER ON/OFF 30W 24Vdc

026.260 DRIVER ON/OFF 60W 24Vdc

026.261 DRIVER ON/OFF 150W 24Vdc

026.262 DRIVER ON/OFF 240W 24Vdc

026.301 DRIVER DIM PUSH/0-10V/DALI 24W 24Vdc

026.209 DRIVER DIM PUSH/1-10V 60W 24Vdc

026.190 + 026.260 DRIVER DIM PUSH/0-10V/DALI 60W 24Vdc

026.190 + 026.261 DRIVER DIM PUSH/0-10V/DALI 150W 24Vdc

026.190 + 026.262 DRIVER DIM PUSH/0-10V/DALI 240W 24Vdc

Accessories / Accessori / Zubehöre / Accessoires

023.437 Housing box for brickwork / Controcassa per muratura

Einbauehäuse für Betonwand / Boîtier pour béton/briques

[Housing box / Controcassa / Gegengehäuses / Contre-caisse 525 x 185 x 50 mm]

[Hole / Foro / Bohrung / Trou 555 x 215 x 60 mm]

099.142 Emergency Kit / Kit emergenza / Notfall-Kit / Kit d'urgence (P.644)



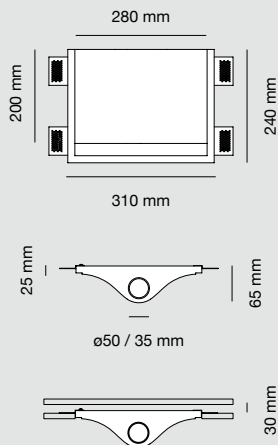
IP20



C.V.
[V]



2446 SILK SPOT



Article code / Codice articolo / Artikelnummer / Code de l'article

Bulb not included / Lampadina non inclusa / Leuchtmittel nicht inbegriffen / Ampoule non incluse
2446-35 GU10 ø50 + GU10 ø35 MAX 10W+5W-240V

Weight / Peso / Gewicht / Poids

1,9 Kg

Materials / Materiali / Materialien / Matériaux

CRISTALY® Paintable / Colorabile / Färbbar / Colorable

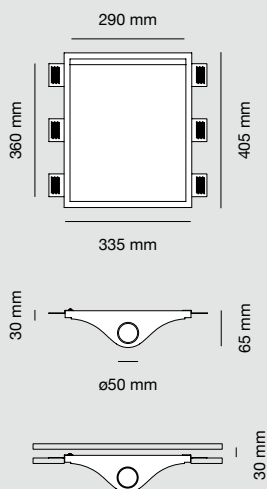
Plasterboard hole / Foro cartongesso / Bohrung im Gipskarton / Trou pour plaque de plâtre
315 x 245 mm

Accessories / Accessori / Zubehöre / Accessoires

023.438 Housing box for brickwork / Controcassa per muratura
Einbaugehäuse für Betonwand / Boîtier pour béton/briques
[Housing box / Controcassa / Gegengehäuses / Contre-caisse 315 x 245 x 50 mm]
[Hole / Foro / Bohrung / Trou 345 x 275 x 60 mm]



2446B SILK SOFT



Article code / Codice articolo / Artikelnummer / Code de l'article

Bulb not included / Lampadina non inclusa / Leuchtmittel nicht inbegriffen / Ampoule non incluse
2446B-35 GU10 ø50 MAX 10W-240V

Weight / Peso / Gewicht / Poids

3 Kg

Materials / Materiali / Materialien / Matériaux

CRISTALY® Paintable / Colorabile / Färbbar / Colorable

Plasterboard hole / Foro cartongesso / Bohrung im Gipskarton / Trou pour plaque de plâtre
340 x 410 mm

Accessories / Accessori / Zubehöre / Accessoires

023.488 Housing box for brickwork / Controcassa per muratura
Einbaugehäuse für Betonwand / Boîtier pour béton/briques
[Housing box / Controcassa / Gegengehäuses / Contre-caisse 410 x 340 x 85 mm]
[Hole / Foro / Bohrung / Trou 440 x 370 x 95 mm]



2414B VOLTA MONO
2415B VOLTA DOUBLE
2417 VOLTA SMALL
2416A VOLTA
2416C VOLTA LARGE
2416B VOLTA BIG
2416D CAPSULA BIG
2416E CAPSULA

Designed by 9010novantadieci

EN The lines of the VOLTA and CAPSULA lamps, with their wall recessed CRISTALY® bodies, create the effect of a hollow from which light emanates. A simple and versatile solution, with hidden installation, designed to meet any lighting need.

IT La linea di lampade VOLTA e CAPSULA, con corpi da incasso a parete in CRISTALY®, si presenta come un incavo da cui fuoriesce la luce. Una soluzione semplice e versatile, con installazione a scomparsa, studiata per soddisfare qualsiasi esigenza illuminotecnica.

DE Die Lampen der Linie VOLTA und CAPSULA erscheinen mit ihren Wandeinbaukörpern aus CRISTALY® wie Mulden aus denen Licht strömt. Eine einfache und vielseitige Lösung, mit versenkter Installation, eigens entwickelt, um allen beleuchtungstechnischen Anforderungen zu entsprechen.

FR La ligne de lampes VOLTA et CAPSULA, aux corps encastrés dans le mur en CRISTALY®, ressemble à une niche d'où jaillit la lumière. Une solution simple et polyvalente, avec installation invisible, conçue pour répondre à toutes les exigences en matière d'éclairage.



Art. 2414B



Art. 2416A, 2416B

Private house - Silea, Italy
Arch. Habitat interiors
Designer Michele Guizzo
Ph. Regina Fotolab

Art.
2414B
2415B
2417 2416

Wall recessed lighting
Incasso a parete
Wand-Einbauleuchten
Encastrés muraux



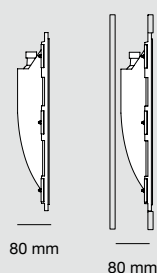
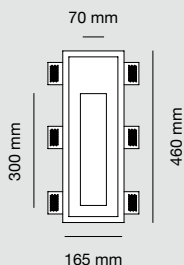
Art. 2416C

Private house - Aosta, Italy



Art. 2416D

2414B VOLTA MONO



Article code / Codice articolo / Artikelnummer / Code de l'article

Bulb not included / Lampadina non inclusa / Leuchtmittel nicht inbegriffen / Ampoule non incluse
2414B-35 GU10 ø50 MAX 35W-240V

Weight / Peso / Gewicht / Poids

2,65 Kg

Materials / Materiali / Materialien / Matériaux


CRISTALY® Paintable / Colorabile / Färbbar / Colorable

Plasterboard hole / Foro cartongesso / Bohrung im Gipskarton / Trou pour plaque de plâtre

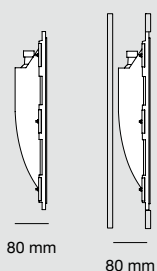
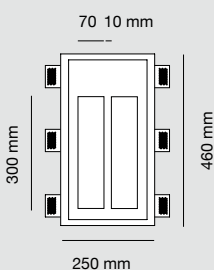
170 x 465 mm

Accessories / Accessori / Zubehöre / Accessoires

- 023.486 Housing box for brickwork / Controcassa per muratura
 Einbaugehäuse für Betonwand / Boîtier pour béton/briques
 [Housing box / Controcassa / Gegengehäuses / Contre-caisse 470 x 170 x 85 mm]
 [Hole / Foro / Bohrung / Trou 500 x 200 x 95 mm]
- L011-30161 LED 7W 220-240V 3000K 60°
 L012-30163 LED 9W 220-240V 3000K 60°
 L014-30161 LED 7W 220-240V 3000K 30°
 L015-30163 LED 9W 220-240V 3000K 30°



2415B VOLTA DOUBLE



Article code / Codice articolo / Artikelnummer / Code de l'article

Bulb not included / Lampadina non inclusa / Leuchtmittel nicht inbegriffen / Ampoule non incluse
2415B-35 GU10 ø50 MAX 2x35W-240V

Weight / Peso / Gewicht / Poids

3,9 Kg

Materials / Materiali / Materialien / Matériaux

CRISTALY® Paintable / Colorabile / Färbbar / Colorable

Plasterboard hole / Foro cartongesso / Bohrung im Gipskarton / Trou pour plaque de plâtre

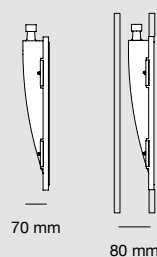
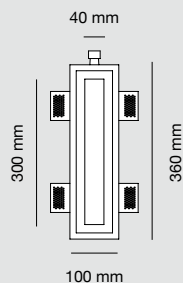
255 x 465 mm

Accessories / Accessori / Zubehöre / Accessoires

- 023.487 Housing box for brickwork / Controcassa per muratura
 Einbaugehäuse für Betonwand / Boîtier pour béton/briques
 [Housing box / Controcassa / Gegengehäuses / Contre-caisse 465 x 255 x 85 mm]
 [Hole / Foro / Bohrung / Trou 495 x 285 x 95 mm]
- L011-30161 LED 7W 220-240V 3000K 60°
 L012-30163 LED 9W 220-240V 3000K 60°
 L014-30161 LED 7W 220-240V 3000K 30°
 L015-30163 LED 9W 220-240V 3000K 30°



2417 VOLTA SMALL



Article code / Codice articolo / Artikelnummer / Code de l'article

Bulb not included / Lampadina non inclusa / Leuchtmittel nicht inbegriffen / Ampoule non incluse
 2417-35 GU10 ø35 MAX 5W-240V

Weight / Peso / Gewicht / Poids

1,5 Kg

Materials / Materiali / Materialien / Matériaux

CRISTALY® Paintable / Colorabile / Färbbar / Colorable

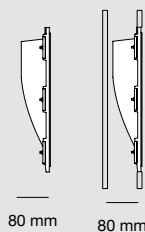
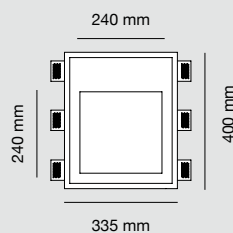
Plasterboard hole / Foro cartongesso / Bohrung im Gipskarton / Trou pour plaque de plâtre
 110 x 365 mm

Accessories / Accessori / Zubehöre / Accessoires

023.436 Housing box for brickwork / Controcassa per muratura
 Einbaugehäuse für Betonwand / Boîtier pour béton/briques
 [Housing box / Controcassa / Gegengehäuses / Contre-caisse 105 x 410 x 80 mm]
 [Hole / Foro / Bohrung / Trou 135 x 440 x 90 mm]
 L007 GU10 ø35 mm LED 4W-220-240V



2416A VOLTA



Article code / Codice articolo / Artikelnummer / Code de l'article

DRIVER not included / DRIVER non incluso / DRIVER nicht inbegriffen / DRIVER non inclus
 2416A-3031 LED 16.5W-700mA-2600lm-3000K-CRI85
 2416A-2731 LED 16.5W-700mA-2450lm-2700K-CRI85
 2416A-4031 LED 16.5W-700mA-2750lm-4000K-CRI85

Weight / Peso / Gewicht / Poids

4,15 Kg

Materials / Materiali / Materialien / Matériaux

CRISTALY® Paintable / Colorabile / Färbbar / Colorable

Plasterboard hole / Foro cartongesso / Bohrung im Gipskarton / Trou pour plaque de plâtre
 340 x 405 mm

Compatible DRIVERS / DRIVERS compatibili / Kompatible DRIVER / DRIVER compatibles

026.255 DRIVER ON/OFF min11,9W max18,2W 700mA
 026.256 DRIVER ON/OFF min25,2W max35,7W 700mA
 026.300 DRIVER DIM PUSH/0-10V/DALI 28W 700mA
 026.307 DRIVER DIM PUSH/1-10V/DALI 40.6W 700mA

Accessories / Accessori / Zubehöre / Accessoires

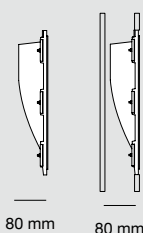
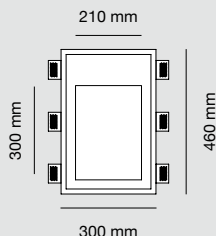
023.488 Housing box for brickwork / Controcassa per muratura
 Einbaugehäuse für Betonwand / Boîtier pour béton/briques
 [Housing box / Controcassa / Gegengehäuses / Contre-caisse 410 x 340 x 85 mm]
 [Hole / Foro / Bohrung / Trou 440 x 370 x 95 mm]
 024.321 Vetro di protezione (solo con luce verso l'alto) / Protection glass (only with light upwards)
 Schutzglas (nur bei Licht nach oben) / Verre de protection (uniquement avec lumière vers le haut)
 099.142 Emergency Kit / Kit emergenza / Notfall-Kit / Kit d'urgence (P.644)



Art.
 2414B
 2415B
 2417 2416

Wall recessed lighting
 Incasso a parete
 Wand-Einbauleuchten
 Encastrés muraux

2416C VOLTA LARGE



Article code / Codice articolo / Artikelnummer / Code de l'article

DRIVER not included / DRIVER non incluso / DRIVER nicht inbegriffen / DRIVER non inclus

2416C-3031 LED 16.5W-700mA-2600lm-3000K-CRI85

2416C-2731 LED 16.5W-700mA-2450lm-2700K-CRI85

2416C-4031 LED 16.5W-700mA-2750lm-4000K-CRI85

Weight / Peso / Gewicht / Poids

4,9 Kg

Materials / Materiali / Materialien / Matériaux

CRISTALY® Paintable / Colorabile / Färbbar / Colorable

Plasterboard hole / Foro cartongesso / Bohrung im Gipskarton / Trou pour plaque de plâtre

305 x 465 mm

Compatible DRIVERS / DRIVERS compatibili / Kompatible DRIVER / DRIVER compatibles

026.255 DRIVER ON/OFF min11,9W max18,2W 700mA

026.256 DRIVER ON/OFF min25,2W max35,7W 700mA

026.300 DRIVER DIM PUSH/0-10V/DALI 28W 700mA

026.307 DRIVER DIM PUSH/1-10V/DALI 40.6W 700mA

Accessories / Accessori / Zubehöre / Accessoires

023.4008 Housing box for brickwork / Controcassa per muratura

Einbaugehäuse für Betonwand / Boîtier pour béton/briques

[Housing box / Controcassa / Gegengehäuses / Contre-caisse 305 x 465 x 85 mm]

[Hole / Foro / Bohrung / Trou 335 x 495 x 95 mm]

024.323 Vetro di protezione (solo con luce verso l'alto) / Protection glass (only with light upwards)

Schutzglas (nur bei Licht nach oben) / Verre de protection (uniquement avec lumière vers le haut)

099.142 Emergency Kit / Kit emergenza / Notfall-Kit / Kit d'urgence (P.644)



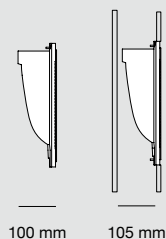
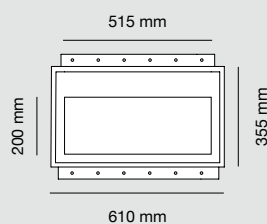
IP20



C.C.
[m.A.]



2416B VOLTA BIG



Article code / Codice articolo / Artikelnummer / Code de l'article

DRIVER not included / DRIVER non incluso / DRIVER nicht inbegriffen / DRIVER non inclus

2416B-3034 LED 32W-1050mA-4800lm-3000K-CRI85

2416B-2734 LED 32W-1050mA-4600lm-2700K-CRI85

2416B-4034 LED 32W-1050mA-5000lm-4000K-CRI85

Weight / Peso / Gewicht / Poids

7,5 Kg

Materials / Materiali / Materialien / Matériaux

CRISTALY® Paintable / Colorabile / Färbbar / Colorable

Plasterboard hole / Foro cartongesso / Bohrung im Gipskarton / Trou pour plaque de plâtre

615 x 360 mm

Compatible DRIVERS / DRIVERS compatibili / Kompatible DRIVER / DRIVER compatibles

026.220 DRIVER ON/OFF min11,6W max34,7W 1050mA

026.307 DRIVER DIM PUSH/1-10V/DALI 40.6W 700mA

Accessories / Accessori / Zubehöre / Accessoires

023.460 Housing box for brickwork / Controcassa per muratura

Einbaugehäuse für Betonwand / Boîtier pour béton/briques

[Housing box / Controcassa / Gegengehäuses / Contre-caisse 615 x 360 x 110 mm]

[Hole / Foro / Bohrung / Trou 645 x 390 x 120 mm]

024.322 Vetro di protezione (solo con luce verso l'alto) / Protection glass (only with light upwards)

Schutzglas (nur bei Licht nach oben) / Verre de protection (uniquement avec lumière vers le haut)

099.142 Emergency Kit / Kit emergenza / Notfall-Kit / Kit d'urgence (P.644)



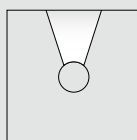
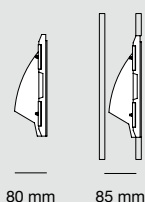
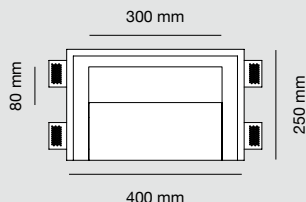
IP20



C.C.
[m.A.]



2416D CAPSULA BIG



Article code / Codice articolo / Artikelnummer / Code de l'article

DRIVER not included / DRIVER non incluso / DRIVER nicht inbegriffen / DRIVER non inclus

2416D-3032 LED 21.5W-700mA-3250lm-3000K-CRI85

2416D-2732 LED 21.5W-700mA-3100lm-2700K-CRI85

2416D-4032 LED 21.5W-700mA-3400lm-4000K-CRI85

Weight / Peso / Gewicht / Poids

3,75 Kg

Materials / Materiali / Materialien / Matériaux

CRISTALY® Paintable / Colorabile / Färbbar / Colorable

Plasterboard hole / Foro cartongesso / Bohrung im Gipskarton / Trou pour plaque de plâtre

405 x 255 mm

Compatible DRIVERS / DRIVERS compatibili / Kompatible DRIVER / DRIVER compatibles

026.239 DRIVER ON/OFF min17,5W max24,5W 700mA

026.307 DRIVER DIM PUSH/1-10V/DALI 40.6W 700mA

Accessories / Accessori / Zubehöre / Accessoires

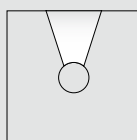
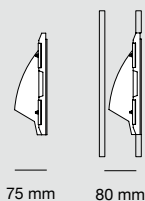
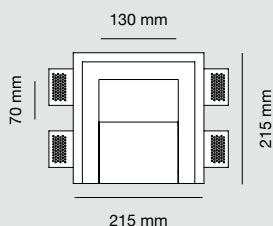
023.4012 Housing box for brickwork / Controcassa per muratura
Einbaugehäuse für Betonwand / Boîtier pour béton/briques
[Housing box / Controcassa / Gegengehäuses / Contre-caisse 405 x 255x 80 mm]
[Hole / Foro / Bohrung / Trou 435 x 285 x 90 mm]

024.325 Vetro di protezione (solo con luce verso l'alto) / Protection glass (only with light upwards)
Schutzglas (nur bei Licht nach oben) / Verre de protection (uniquement avec lumière vers le haut)

099.142 Emergency Kit / Kit emergenza / Notfall-Kit / Kit d'urgence (P.644)



2416E CAPSULA



Article code / Codice articolo / Artikelnummer / Code de l'article

DRIVER not included / DRIVER non incluso / DRIVER nicht inbegriffen / DRIVER non inclus

2416E-30156 LED 9W-700mA-1350lm-3000K-CRI85

2416E-27156 LED 9W-700mA-1300lm-2700K-CRI85

2416E-40156 LED 9W-700mA-1400lm-4000K-CRI85

Weight / Peso / Gewicht / Poids

1,8 Kg

Materials / Materiali / Materialien / Matériaux

CRISTALY® Paintable / Colorabile / Färbbar / Colorable

Plasterboard hole / Foro cartongesso / Bohrung im Gipskarton / Trou pour plaque de plâtre

220 x 220 mm

Compatible DRIVERS / DRIVERS compatibili / Kompatible DRIVER / DRIVER compatibles

026.173 DRIVER ON/OFF min7W max19,6W 700mA

026.239 DRIVER ON/OFF min17,5W max24,5W 700mA

026.256 DRIVER ON/OFF min25,2W max35,7W 700mA

026.300 DRIVER DIM PUSH/0-10V/DALI 28W 700mA

026.307 DRIVER DIM PUSH/1-10V/DALI 40.6W 700mA

Accessories / Accessori / Zubehöre / Accessoires

023.495 Housing box for brickwork / Controcassa per muratura
Einbaugehäuse für Betonwand / Boîtier pour béton/briques
[Housing box / Controcassa / Gegengehäuses / Contre-caisse 220 x 220 x 75 mm]
[Hole / Foro / Bohrung / Trou 250 x 250 x 85 mm]

024.324 Vetro di protezione (solo con luce verso l'alto) / Protection glass (only with light upwards)
Schutzglas (nur bei Licht nach oben) / Verre de protection (uniquement avec lumière vers le haut)

099.142 Emergency Kit / Kit emergenza / Notfall-Kit / Kit d'urgence (P.644)



Art.
2414B
2415B
2417 2416

Wall recessed lighting
Incasso a parete
Wand-Einbauleuchten
Encastrés muraux

2484A GLAX SMALL

2484B GLAX

2484C GLAX BIG

Designed by 9010novantadieci

EN The GLAX collection goes beyond the concept of a pure lamp. Its rectangular shape makes it both a shelf and lamp, creating an extremely sophisticated hybrid line. The combination of CRISTALY® and high-strength tempered glass creates optimal light diffusion.

IT La collezione GLAX oltrepassa il concetto di lampada pura. La forma rettangolare la rende sia mensola che apparecchio di illuminazione, creando una linea ibrida estremamente sofisticata. La combinazione tra CRISTALY® e vetro temperato ad alta resistenza crea una diffusione ottimale della luce.

DE Die Kollektion GLAX geht über das Konzept der reinen Lampe hinaus. Die rechteckige Form macht das Objekt sowohl zu einem Wandbrett als auch zu einem Beleuchtungsobjekt - eine extrem raffinierte hybride Linie. Die Kombination von CRISTALY® und hochfestem thermisch vorgespanntem Glas sorgt für eine optimale Lichtdiffusion.

FR La collection GLAX va au-delà du concept de lampe pure. Sa forme rectangulaire en fait à la fois une étagère et un luminaire, en créant ainsi une ligne hybride très sophistiquée. La combinaison entre CRISTALY® et le verre trempé haute résistance permet une diffusion optimale de la lumière.

Wall recessed lighting
Incasso a parete
Wand-Einbauleuchten
Encastrés muraux

Art.
2484

9010novantadieci Indoor



Art. 2484A, 2484B, 2484C



Art. 2484B



Wall recessed lighting
Incasso a parete
Wand-Einbauleuchten
Encastrés muraux



Art. 2484A

○

Sandblasted glass combining high brightness and resistance LED included in the CRISTALY® frame

Vetro sabbiato ad altissima luminosità e resistenza LED incorporato alla struttura in CRISTALY®

Sandgestrahltes Glas mit hoher Helligkeit und Beständigkeit LED im CRISTALY® Rahmen einbegriffen

Verre sablé avec luminosité et durabilité élevées LED incluse dans le cadre en CRISTALY®



1

Vetro extra chiaro
Extra clear glass
Extra klares Glas
Verre extra clair

2

Superficie trasparente
Transparent surface
Transparente Oberfläche
Surface transparente

3

Bordi smussati
Bevelled corner
Abgeschrägten Kanten
Bords biseautés

4

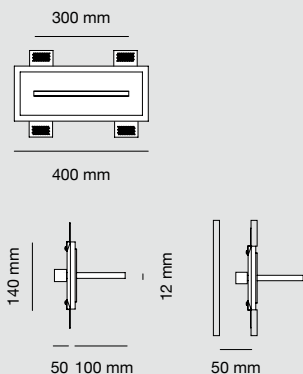
Superficie sabbiata
Sandblasted glass
Sandgestrahltes Glas
Verre sablé

5

Portata max: 2 Kg
Max load: 2 Kg
Max Belastung: 2 Kg
Charge max: 2 Kg



2484A GLAX SMALL



Article code / Codice articolo / Artikelnummer / Code de l'article

DRIVER not included / DRIVER non incluso / DRIVER nicht inbegriffen / DRIVER non inclus

2484A-3004 LED 5.5W-24Vdc-500lm-3000K-CRI85

2484A-2704 LED 5.5W-24Vdc-475lm-2700K-CRI85

2484A-4004 LED 5.5W-24Vdc-530lm-4000K-CRI85

Weight / Peso / Gewicht / Poids

3,5 Kg

Materials / Materiali / Materialien / Matériaux

CRISTALY® Paintable / Colorabile / Färbbar / Colorable

Plasterboard hole / Foro cartongesso / Bohrung im Gipskarton / Trou pour plaque de plâtre

405 x 145 mm

Compatible DRIVERS / DRIVERS compatibili / Kompatible DRIVER / DRIVER compatibles

026.258 DRIVER ON/OFF 12W 24Vdc

026.259 DRIVER ON/OFF 30W 24Vdc

026.260 DRIVER ON/OFF 60W 24Vdc

026.261 DRIVER ON/OFF 150W 24Vdc

026.262 DRIVER ON/OFF 240W 24Vdc

026.301 DRIVER DIM PUSH/0-10V/DALI 24W 24Vdc

026.209 DRIVER DIM PUSH/1-10V 60W 24Vdc

026.190 + 026.260 DRIVER DIM PUSH/0-10V/DALI 60W 24Vdc

026.190 + 026.261 DRIVER DIM PUSH/0-10V/DALI 150W 24Vdc

026.190 + 026.262 DRIVER DIM PUSH/0-10V/DALI 240W 24Vdc

Accessories / Accessori / Zubehöre / Accessoires

023.4003 Housing box for brickwork / Controcassa per muratura

Einbaugehäuse für Betonwand / Boîtier pour béton/briques

[Housing box / Controcassa / Gegengehäuses / Contre-caisse 405 x 145 x 80 mm]

[Hole / Foro / Bohrung / Trou 435 x 175 x 90 mm]

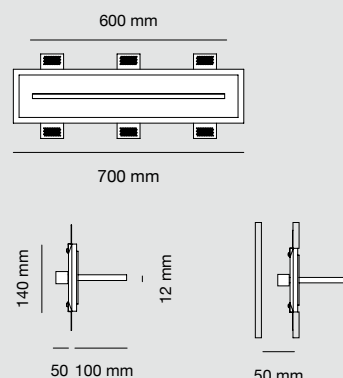
099.142 Emergency Kit / Kit emergenza / Notfall-Kit / Kit d'urgence (P.644)



IP20



2484B GLAX



Article code / Codice articolo / Artikelnummer / Code de l'article

DRIVER not included / DRIVER non incluso / DRIVER nicht inbegriffen / DRIVER non inclus

2484B-3004 LED 12W-24Vdc-1100lm-3000K-CRI85

2484B-2704 LED 12W-24Vdc-1050lm-2700K-CRI85

2484B-4004 LED 12W-24Vdc-1150lm-4000K-CRI85

Weight / Peso / Gewicht / Poids

6,5 Kg

Materials / Materiali / Materialien / Matériaux

CRISTALY® Paintable / Colorabile / Färbbar / Colorable

Plasterboard hole / Foro cartongesso / Bohrung im Gipskarton / Trou pour plaque de plâtre

705 x 145 mm

Compatible DRIVERS / DRIVERS compatibili / Kompatible DRIVER / DRIVER compatibles

026.259 DRIVER ON/OFF 30W 24Vdc

026.260 DRIVER ON/OFF 60W 24Vdc

026.261 DRIVER ON/OFF 150W 24Vdc

026.262 DRIVER ON/OFF 240W 24Vdc

026.301 DRIVER DIM PUSH/0-10V/DALI 24W 24Vdc

026.209 DRIVER DIM PUSH/1-10V 60W 24Vdc

026.190 + 026.260 DRIVER DIM PUSH/0-10V/DALI 60W 24Vdc

026.190 + 026.261 DRIVER DIM PUSH/0-10V/DALI 150W 24Vdc

026.190 + 026.262 DRIVER DIM PUSH/0-10V/DALI 240W 24Vdc

Accessories / Accessori / Zubehöre / Accessoires

023.4005 Housing box for brickwork / Controcassa per muratura

Einbaugehäuse für Betonwand / Boîtier pour béton/briques

[Housing box / Controcassa / Gegengehäuses / Contre-caisse 705 x 145 x 80 mm]

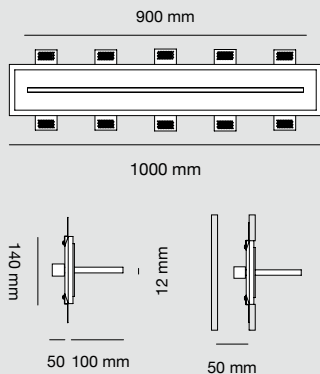
[Hole / Foro / Bohrung / Trou 735 x 175 x 90 mm]

099.142 Emergency Kit / Kit emergenza / Notfall-Kit / Kit d'urgence (P.644)



IP20





Article code / Codice articolo / Artikelnummer / Code de l'article

DRIVER not included / DRIVER non incluso / DRIVER nicht inbegriffen / DRIVER non inclus

2484C-3004 LED 19W-24Vdc-1700lm-3000K-CRI85

2484C-2704 LED 19W-24Vdc-1600lm-2700K-CRI85

2484C-4004 LED 19W-24Vdc-1800lm-4000K-CRI85

Weight / Peso / Gewicht / Poids

9,5 Kg

Materials / Materiali / Materialien / Matériaux

CRISTALY® Paintable / Colorabile / Färbbar / Colorable

Plasterboard hole / Foro cartongesso / Bohrung im Gipskarton / Trou pour plaque de plâtre

1005 x 145 mm

Compatible DRIVERS / DRIVERS compatibili / Kompatible DRIVER / DRIVER compatibles

- 026.259 DRIVER ON/OFF 30W 24Vdc
- 026.260 DRIVER ON/OFF 60W 24Vdc
- 026.261 DRIVER ON/OFF 150W 24Vdc
- 026.262 DRIVER ON/OFF 240W 24Vdc
- 026.301 DRIVER DIM PUSH/0-10V/DALI 24W 24Vdc
- 026.209 DRIVER DIM PUSH/1-10V 60W 24Vdc
- 026.190 + 026.260 DRIVER DIM PUSH/0-10V/DALI 60W 24Vdc
- 026.190 + 026.261 DRIVER DIM PUSH/0-10V/DALI 150W 24Vdc
- 026.190 + 026.262 DRIVER DIM PUSH/0-10V/DALI 240W 24Vdc

Accessories / Accessori / Zubehöre / Accessoires

- 023.4006 Housing box for brickwork / Controcassa per muratura
Einbaugehäuse für Betonwand / Boîtier pour béton/briques
[Housing box / Controcassa / Gegengehäuses / Contre-caisse 1005 x 145 x 65 mm]
[Hole / Foro / Bohrung / Trou 1035 x 175 x 75 mm]
- 099.142 Emergency Kit / Kit emergenza / Notfall-Kit / Kit d'urgence (P.644)



2486A ARCHO SMALL

2486B ARCHO

2486E ARCHO GENTILE

Designed by 9010novantadiecì


EN Thin protruding arches, without visible supports, spread indirect light and draw soft movements on the walls. The ALUMITE® and CRISTALY® LED lamps outline new interpretations of the traditional concept of light.

IT Sottili archi sporgenti, privi di supporti visibili, diffondono luce indiretta e disegnano morbidi movimenti sulle pareti. Le lampade a LED in ALUMITE® e CRISTALY® delineano nuove interpretazioni rispetto alla concezione di luce tradizionale.

DE Schmale vorspringende Bögen, ohne sichtbare Stützen, verbreiten indirektes Licht und zeichnen sanfte Bewegungen an die Wände. Die LED-Leuchten aus ALUMITE® und CRISTALY® stellen neue Interpretationen des traditionellen Beleuchtungskonzepts dar.

FR De fines arches en saillie, sans supports visibles, diffusent une lumière indirecte et dessinent des mouvements doux sur les murs. Les luminaires LED en ALUMITE® et CRISTALY® offrent de nouvelles interprétations des concepts d'éclairage traditionnels.

Wall recessed lighting
Incasso a parete
Wand-Einbauleuchten
Encastrés muraux

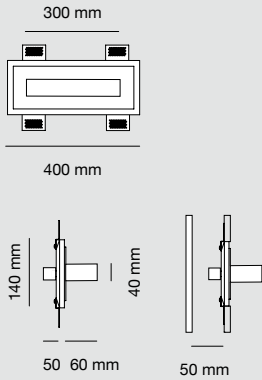


Art. 2486B

Rifugio Pranolz - Borgo Valbelluna (BL), Italy

Art. 2486E





Article code / Codice articolo / Artikelnummer / Code de l'article

DRIVER not included / DRIVER non incluso / DRIVER nicht inbegriffen / DRIVER non inclus

2486A-3003	LED 8W-24Vdc-900lm-3000K-CRI90
2486A-2703	LED 8W-24Vdc-850lm-2700K-CRI90
2486A-4003	LED 8W-24Vdc-950lm-4000K-CRI90

Weight / Peso / Gewicht / Poids

2,4 Kg

Materials / Materiali / Materialien / Matériaux

CRISTALY® Paintable / Colorabile / Färbbar / Colorable

ALUMITE® RAL 9010 matt / RAL 9010 opaco / RAL 9010 matt / RAL 9010 mat

On request other RAL / Su richiesta altri RAL / Auf Anfrage andere RAL / Autres couleurs RAL sur demande

Plasterboard hole / Foro cartongesso / Bohrung im Gipskarton / Trou pour plaque de plâtre

405 x 145 mm

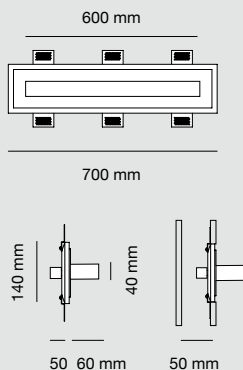
Compatible DRIVERS / DRIVERS compatibili / Kompatible DRIVER / DRIVER compatibles

026.258	DRIVER ON/OFF 12W 24Vdc
026.259	DRIVER ON/OFF 30W 24Vdc
026.260	DRIVER ON/OFF 60W 24Vdc
026.261	DRIVER ON/OFF 150W 24Vdc
026.262	DRIVER ON/OFF 240W 24Vdc
026.301	DRIVER DIM PUSH/0-10V/DALI 24W 24Vdc
026.209	DRIVER DIM PUSH/1-10V 60W 24Vdc
026.190 + 026.260	DRIVER DIM PUSH/0-10V/DALI 60W 24Vdc
026.190 + 026.261	DRIVER DIM PUSH/0-10V/DALI 150W 24Vdc
026.190 + 026.262	DRIVER DIM PUSH/0-10V/DALI 240W 24Vdc

Accessories / Accessori / Zubehöre / Accessoires

023.4003	Housing box for brickwork / Controcassa per muratura Einbaugehäuse für Betonwand / Boîtier pour béton/briques [Housing box / Controcassa / Gegengehäuses / Contre-caisse 405 x 145 x 80 mm] [Hole / Foro / Bohrung / Trou 435 x 175 x 90 mm]
099.142	Emergency Kit / Kit emergenza / Notfall-Kit / Kit d'urgence (P.644)



**Article code / Codice articolo / Artikelnummer / Code de l'article**

DRIVER not included / DRIVER non incluso / DRIVER nicht inbegriffen / DRIVER non inclus

2486B-3003 LED 16W-24Vdc-1800lm-3000K-CRI90

2486B-2703 LED 16W-24Vdc-1700lm-2700K-CRI90

2486B-4003 LED 16W-24Vdc-1900lm-4000K-CRI90

Weight / Peso / Gewicht / Poids

5,6 Kg

Materials / Materiali / Materialien / Matériaux

CRISTALY® Paintable / Colorabile / Färbbar / Colorable

ALUMITE® RAL 9010 matt / RAL 9010 opaco / RAL 9010 matt / RAL 9010 mat

On request other RAL / Su richiesta altri RAL / Auf Anfrage andere RAL / Autres couleurs RAL sur demande

Plasterboard hole / Foro cartongesso / Bohrung im Gipskarton / Trou pour plaque de plâtre

705 x 145 mm

Compatible DRIVERS / DRIVERS compatibili / Kompatible DRIVER / DRIVER compatibles

026.259 DRIVER ON/OFF 30W 24Vdc

026.260 DRIVER ON/OFF 60W 24Vdc

026.261 DRIVER ON/OFF 150W 24Vdc

026.262 DRIVER ON/OFF 240W 24Vdc

026.301 DRIVER DIM PUSH/0-10V/DALI 24W 24Vdc

026.209 DRIVER DIM PUSH/1-10V 60W 24Vdc

026.190 + 026.260 DRIVER DIM PUSH/0-10V/DALI 60W 24Vdc

026.190 + 026.261 DRIVER DIM PUSH/0-10V/DALI 150W 24Vdc

026.190 + 026.262 DRIVER DIM PUSH/0-10V/DALI 240W 24Vdc

Accessories / Accessori / Zubehöre / Accessoires

023.4005 Housing box for brickwork / Controcassa per muratura

Einbaugehäuse für Betonwand / Boîtier pour béton/briques

[Housing box / Controcassa / Gegengehäuses / Contre-caisse 705 x 145 x 80 mm]

[Hole / Foro / Bohrung / Trou 735 x 175 x 90 mm]

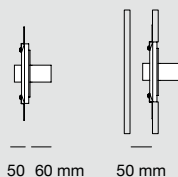

099.142 Emergency Kit / Kit emergenza / Notfall-Kit / Kit d'urgence (P.644)



IP20

C.V.
[V]

2486E ARCHO GENTILE



Article code / Codice articolo / Artikelnummer / Code de l'article

DRIVER not included / DRIVER non incluso / DRIVER nicht inbegriffen / DRIVER non inclus

2486E-3003 LED 39W-24Vdc-4500lm-3000K-CRI90

2486E-2703 LED 39W-24Vdc-4300lm-2700K-CRI90

2486E-4003 LED 39W-24Vdc-4700lm-4000K-CRI90

Weight / Peso / Gewicht / Poids

2,1 Kg

Materials / Materiali / Materialien / Matériaux

CRISTALY® Paintable / Colorabile / Färbbar / Colorable

ALUMITE® RAL 9010 matt / RAL 9010 opaco / RAL 9010 matt / RAL 9010 mat

On request other RAL / Su richiesta altri RAL / Auf Anfrage andere RAL / Autres couleurs RAL sur demande

Plasterboard hole / Foro cartongesso / Bohrung im Gipskarton / Trou pour plaque de plâtre

(2x) 140 x 140 mm

Compatible DRIVERS / DRIVERS compatibili / Kompatible DRIVER / DRIVER compatibles

026.260 DRIVER ON/OFF 60W 24Vdc

026.261 DRIVER ON/OFF 150W 24Vdc

026.262 DRIVER ON/OFF 240W 24Vdc

026.209 DRIVER DIM PUSH/1-10V 60W 24Vdc

026.190 + 026.260 DRIVER DIM PUSH/0-10V/DALI 60W 24Vdc

026.190 + 026.261 DRIVER DIM PUSH/0-10V/DALI 150W 24Vdc

026.190 + 026.262 DRIVER DIM PUSH/0-10V/DALI 240W 24Vdc

Accessories / Accessori / Zubehöre / Accessoires

(2x) 023.478

Housing box for brickwork / Controcassa per muratura

Einbaugehäuse für Betonwand / Boîtier pour béton/briques

[Housing box / Controcassa / Gegengehäuses / Contre-caisse 140 x 140 x 75 mm]

[Hole / Foro / Bohrung / Trou 170 x 170 x 85 mm]

099.142

Emergency Kit / Kit emergenza / Notfall-Kit / Kit d'urgence (P.644)



IP20



C.V.
[v]



2508A ATIK S

2508B ATIK

2508F BATIK S

2508G BATIK

Designed by 9010novantadiecì

EN A thin and elegant line with a high luminous yield becomes an expression of a minimal aesthetic. ATIK and BATIK are recessed lamps made of a combination of CRISTALY® and ALUMITE®, which are both colourable, proposed in two depths to create dynamic wall compositions.

IT Una sottile ed elegante linea dall'elevata resa luminosa diventa espressione di un'estetica minimale. ATIK e BATIK sono lampade ad incasso in un connubio di CRISTALY® e ALUMITE® entrambi colorabili, proposte in due misure di profondità per creare composizioni dinamiche a parete.

DE Eine feine und elegante Linie mit hoher Lichtausbeute, minimalistische Ästhetik pur. ATIK und BATIK sind Einbaulampen aus einer Verbindung von CRISTALY® und ALUMITE®, beide färbbar, und in zwei Tiefen erhältlich, um dynamische Wandkompositionen zu schaffen.

FR Une ligne subtile et élégante avec un rendu lumineux élevé devient l'expression d'une esthétique minimale. ATIK et BATIK sont des luminaires encastrés dans une combinaison de CRISTALY® et d'ALUMITE®, qui peuvent tous deux être colorés, et sont disponibles en deux profondeurs pour créer des compositions murales dynamiques.



Art. 2508A, 2508B

Private house - Asolo, Italy
AE_architects studio Pellizzer
Formidable Studio

Art. 2508B



HIGH IMPACT MINIMALISM
MINIMALISMO D'IMPATTO
MINIMALISMUS MIT GROSSER WIRKUNG
MINIMALISME PERCUTANT

EN The first thing the we see when we come into the world is light. 9010novantadiecici proposes a combination of CRISTALY® and ALUMITE® developing a series of recessed items with minimalist aesthetics: a slim and elegant 10 mm line with a high light output of up to 5,000 lumens. A line of products in perfect opaque white, paintable in other colours, which pour out light: solid technology with a daring, counterculture spirit, the minimalist line that gives an architectural ambience and a creative, evocative light, strictly Made in Italy. Different degrees of protrusion from the wall offer a choice between bold and impactful or soft and dreamy lighting, both perfectly evenly diffused thanks to 9010novantadiecici LEDs.

IT La prima cosa che vediamo al mondo è la luce. 9010 propone un connubio tra CRISTALY® ed ALUMITE® sviluppando una serie di articoli ad incasso dall'estetica minimale: una sottile ed elegante linea di 10 mm con un'elevata resa luminosa fino ad oltre 5000 lm. Una linea di bianco opaco perfetto, verniciabile a piacere con altri colori, da cui fuoriesce luce: tecnologia allo stato solido dallo spirito temerario e controcorrente, la linea minimale che crea uno scenario architettonico e una luce creativa e suggestiva, rigorosamente Made in Italy. Le diverse sporgenze da muro permettono la scelta tra una luce decisa e di impatto e una creativa e suggestiva, entrambe con una perfetta omogeneità grazie ai LED 9010.

DE Das erste, was wir auf der Welt sehen, ist Licht. Bei 9010novantadiecici entsteht aus der Verbindung zwischen CRISTALY® und ALUMITE® eine Reihe von Einbauleuchten mit minimalistischem Erscheinungsbild: eine schmale, elegante Linie bis zu 10 mm mit hoher Lichtausbeute bis über 5000 lm. Eine Linie aus perfektem undurchsichtigem Weiß, die nach Wunsch mit anderen Farben lackiert werden kann und aus der Licht austritt: Solide Technologie, unkonventionell und gegen den Strom laufend, die minimale Linie, die ein architektonisches Szenario und ein kreatives und suggestives Licht, ausschließlich Made in Italy, schafft. Die verschiedenen Stärken der Lampen, die sich von der Wand abheben, ermöglichen die Wahl zwischen einem starken und wirkungsvollen und einem kreativen und suggestiven Licht, beide dank der 9010novantadiecici-LEDs mit perfekter Homogenität.

FR La première chose que nous voyons au monde est la lumière. 9010novantadiecici propose une association entre CRISTALY® et ALUMITE® en développant une série d'articles à encastrer à l'aspect minimaliste: une ligne élégante et fine de 10 mm avec une grande intensité lumineuse jusqu'à plus de 5000 lm. Une ligne de blanc opaque parfait, à peindre à volonté avec d'autres couleurs, d'où sort la lumière: technologie à l'état solide à l'esprit téméraire et contre-courant, la ligne minimaliste qui crée un cadre architectonique et une lumière créative et suggestive, rigoureusement Made in Italy. Les différentes saillies murales permettent de faire son choix entre une lumière marquée et à impact et une lumière créative et suggestive, toutes deux avec une parfaite homogénéité grâce aux LED 9010novantadiecici.

2508B



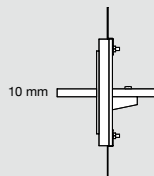
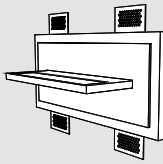
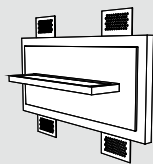
Wall recessed lighting
Incasso a parete
Wand-Einbauleuchten
Encastrés muraux



Art. 2508F, 2508G

Art. 2508A, 2508B

Art. 2508F, 2508G



1

Recessed CRISTALY® frame
Cornice in CRISTALY® ad incasso
Einbaurahmen aus CRISTALY®
Cadre encastré en CRISTALY®

2

Special ALUMITE® support painted RAL 9010
Speciale supporto ALUMITE® verniciato RAL 9010
Spezielle ALUMITE® Halterung lackiert RAL 9010
Support spécial en ALUMITE® peint RAL 9010

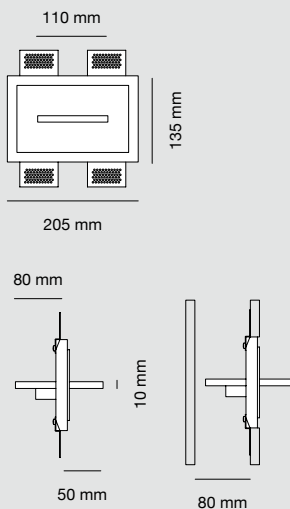
3

Minimal Thickness and two different depths
Spessore minimale e due misure di sporgenza
Minimale Dicke und zwei verschiedene Tiefe
Épaisseur minimale et deux mesures de saillie

4

Satin finish polycarbonate diffuser
Diffusore in pollicarbonato satinato
Abdeckung aus satiniertem Polycarbonat
Diffuseur en polycarbonate satiné

2508A ATIK S



Article code / Codice articolo / Artikelnummer / Code de l'article

DRIVER not included / DRIVER non incluso / DRIVER nicht inbegriffen / DRIVER non inclus

2508A-30135 LED 8.5W-700mA-1250lm-3000K-CRI85

2508A-27135 LED 8.5W-700mA-1200lm-2700K-CRI85

2508A-40135 LED 8.5W-700mA-1300lm-4000K-CRI85

Weight / Peso / Gewicht / Poids

1,4 Kg

Materials / Materiali / Materialien / Matériaux

CRISTALY® Paintable / Colorabile / Färbbar / Colorable

ALUMITE® RAL 9010 matt / RAL 9010 opaco / RAL 9010 matt / RAL 9010 mat

On request other RAL / Su richiesta altri RAL / Auf Anfrage andere RAL / Autres couleurs RAL sur demande

Plasterboard hole / Foro cartongesso / Bohrung im Gipskarton / Trou pour plaque de plâtre

210 x 140 mm

Compatible DRIVERS / DRIVERS compatibili / Kompatible DRIVER / DRIVER compatibles

026.173 DRIVER ON/OFF min7W max19,6W 700mA

026.256 DRIVER ON/OFF min25,2W max35,7W 700mA

026.300 DRIVER DIM PUSH/0-10V/DALI 28W 700mA

026.307 DRIVER DIM PUSH/1-10V/DALI 40.6W 700mA

Accessories / Accessori / Zubehöre / Accessoires

023.489 Housing box for brickwork / Controcassa per muratura

Einbaugehäuse für Betonwand / Boîtier pour béton/briques

[Housing box / Controcassa / Gegengehäuses / Contre-caisse 210 x 140 x 85 mm]

[Hole / Foro / Bohrung / Trou 240 x 170 x 95 mm]

099.142 Emergency Kit / Kit emergenza / Notfall-Kit / Kit d'urgence (P.644)



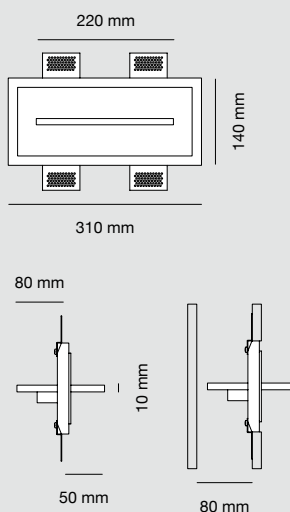
IP20



C.C.
[m.A.]



2508B ATIK



Article code / Codice articolo / Artikelnummer / Code de l'article

DRIVER not included / DRIVER non incluso / DRIVER nicht inbegriffen / DRIVER non inclus

2508B-30135 LED 17W-700mA-2500lm-3000K-CRI85

2508B-27135 LED 17W-700mA-2400lm-2700K-CRI85

2508B-40135 LED 17W-700mA-2600lm-4000K-CRI85

Weight / Peso / Gewicht / Poids

2,3 Kg

Materials / Materiali / Materialien / Matériaux

CRISTALY® Paintable / Colorabile / Färbbar / Colorable

ALUMITE® RAL 9010 matt / RAL 9010 opaco / RAL 9010 matt / RAL 9010 mat

On request other RAL / Su richiesta altri RAL / Auf Anfrage andere RAL / Autres couleurs RAL sur demande

Plasterboard hole / Foro cartongesso / Bohrung im Gipskarton / Trou pour plaque de plâtre

315 x 145 mm

Compatible DRIVERS / DRIVERS compatibili / Kompatible DRIVER / DRIVER compatibles

026.255 DRIVER ON/OFF min11,9W max18,2W 700mA

026.256 DRIVER ON/OFF min25,2W max35,7W 700mA

026.300 DRIVER DIM PUSH/0-10V/DALI 28W 700mA

026.307 DRIVER DIM PUSH/1-10V/DALI 40.6W 700mA

Accessories / Accessori / Zubehöre / Accessoires

023.4013 Housing box for brickwork / Controcassa per muratura

Einbaugehäuse für Betonwand / Boîtier pour béton/briques

[Housing box / Controcassa / Gegengehäuses / Contre-caisse 315 x 145 x 85 mm]

[Hole / Foro / Bohrung / Trou 345 x 175 x 95 mm]

099.142 Emergency Kit / Kit emergenza / Notfall-Kit / Kit d'urgence (P.644)



IP20

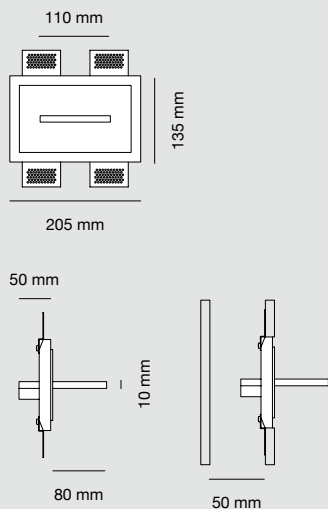


C.C.
[m.A.]



Wall recessed lighting
Incasso a parete
Wand-Einbauleuchten
Encastrés muraux

2508F BATIK S



Article code / Codice articolo / Artikelnummer / Code de l'article

DRIVER not included / DRIVER non incluso / DRIVER nicht inbegriffen / DRIVER non inclus

2508F-30135 LED 8.5W-700mA-1250lm-3000K-CRI85

2508F-27135 LED 8.5W-700mA-1200lm-2700K-CRI85

2508F-40135 LED 8.5W-700mA-1300lm-4000K-CRI85

Weight / Peso / Gewicht / Poids

1,4 Kg

Materials / Materiali / Materialien / Matériaux

CRISTALY® Paintable / Colorabile / Färbbar / Colorable

ALUMITE® RAL 9010 matt / RAL 9010 opaco / RAL 9010 matt / RAL 9010 mat

On request other RAL / Su richiesta altri RAL / Auf Anfrage andere RAL / Autres couleurs RAL sur demande

Plasterboard hole / Foro cartongesso / Bohrung im Gipskarton / Trou pour plaque de plâtre

210 x 140 mm

Compatible DRIVERS / DRIVERS compatibili / Kompatible DRIVER / DRIVER compatibles

026.173 DRIVER ON/OFF min7W max19,6W 700mA

026.256 DRIVER ON/OFF min25,2W max35,7W 700mA

026.300 DRIVER DIM PUSH/0-10V/DALI 28W 700mA

026.307 DRIVER DIM PUSH/1-10V/DALI 40.6W 700mA

Accessories / Accessori / Zubehöre / Accessoires

023.489 Housing box for brickwork / Controcassa per muratura

Einbaugehäuse für Betonwand / Boîtier pour béton/briques

[Housing box / Controcassa / Gegengehäuses / Contre-caisse 210 x 140 x 85 mm]

[Hole / Foro / Bohrung / Trou 240 x 170 x 95 mm]

099.142

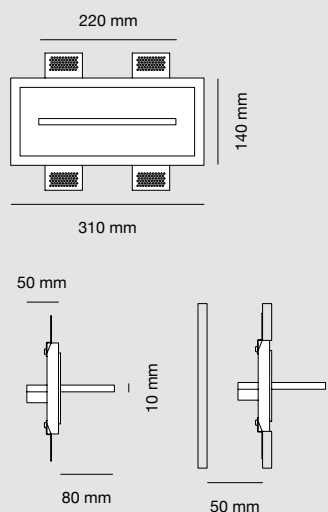
Emergency Kit / Kit emergenza / Notfall-Kit / Kit d'urgence (P.644)



IP20



2508G BATIK



Article code / Codice articolo / Artikelnummer / Code de l'article

DRIVER not included / DRIVER non incluso / DRIVER nicht inbegriffen / DRIVER non inclus

2508G-30135 LED 17W-700mA-2500lm-3000K-CRI85

2508G-27135 LED 17W-700mA-2400lm-2700K-CRI85

2508G-40135 LED 17W-700mA-2600lm-4000K-CRI85

Weight / Peso / Gewicht / Poids

2,3 Kg

Materials / Materiali / Materialien / Matériaux

CRISTALY® Paintable / Colorabile / Färbbar / Colorable

ALUMITE® RAL 9010 matt / RAL 9010 opaco / RAL 9010 matt / RAL 9010 mat

On request other RAL / Su richiesta altri RAL / Auf Anfrage andere RAL / Autres couleurs RAL sur demande

Plasterboard hole / Foro cartongesso / Bohrung im Gipskarton / Trou pour plaque de plâtre

315 x 145 mm

Compatible DRIVERS / DRIVERS compatibili / Kompatible DRIVER / DRIVER compatibles

026.255 DRIVER ON/OFF min11,9W max18,2W 700mA

026.256 DRIVER ON/OFF min25,2W max35,7W 700mA

026.300 DRIVER DIM PUSH/0-10V/DALI 28W 700mA

026.307 DRIVER DIM PUSH/1-10V/DALI 40.6W 700mA

Accessories / Accessori / Zubehöre / Accessoires

023.4013 Housing box for brickwork / Controcassa per muratura

Einbaugehäuse für Betonwand / Boîtier pour béton/briques

[Housing box / Controcassa / Gegengehäuses / Contre-caisse 315 x 145 x 85 mm]

[Hole / Foro / Bohrung / Trou 345 x 175 x 95 mm]

099.142

Emergency Kit / Kit emergenza / Notfall-Kit / Kit d'urgence (P.644)



IP20



2523A SEGNO SMALL

2523B SEGNO

2523C SEGNO BIG

Designed by Nava + Arosio Studio

EN The SEGNO collection features a design of refined lines that features an elegant CRISTALY® socket with rounded ends. A sphere of light that seems to float, creating a suspended effect of great visual impact.

IT La collezione SEGNO presenta un design dalle linee gentili, caratterizzato da un elegante incavo in CRISTALY® dalle estremità arrotondate. Una sfera di luce sembra fluttuare, creando un effetto sospeso di grande impatto visivo.

DE Die Kollektion SEGNO sticht durch ihr in sanften Linien verlaufendes Design und ihre elegante Mulde aus CRISTALY® mit abgerundeten Kanten hervor. Eine scheinbar schwebende Lichtkugel, die einen eindrucksvollen optischen Effekt erzeugt.

FR La collection SEGNO offre un design aux lignes douces, se distinguant par une élégante rainure CRISTALY® aux extrémités arrondies. Une sphère de lumière semble fluctuer, en créant un effet de suspension visuellement saisissant.



Art. 2523C



Art. 2523A, 2523B, 2523C

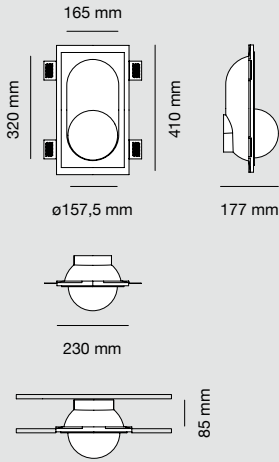


Art. 2523A, 2523B, 2523C



Art.
2523

Wall recessed lighting
Incasso a parete
Wand-Einbauleuchten
Encastrés muraux



Article code / Codice articolo / Artikelnummer / Code de l'article

DRIVER not included / DRIVER non incluso / DRIVER nicht inbegriffen / DRIVER non inclus

2523A-41 E27 MAX 20W-240V

Weight / Peso / Gewicht / Poids

4 Kg

Materials / Materiali / Materialien / Matériaux

CRISTALY® Paintable / Colorabile / Färbbar / Colorable

Plasterboard hole / Foro cartongesso / Bohrung im Gipskarton / Trou pour plaque de plâtre

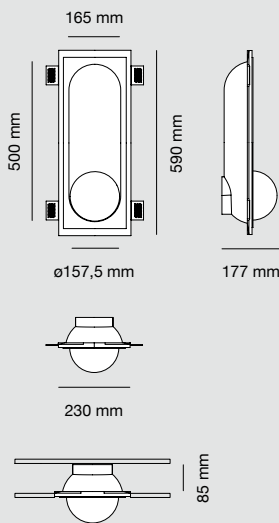
235 x 415 mm



2523B SEGNO

Designed by Nava + Arosio Studio

NEW



Article code / Codice articolo / Artikelnummer / Code de l'article

DRIVER not included / DRIVER non incluso / DRIVER nicht inbegriffen / DRIVER non inclus

2523B-41 E27 MAX 20W-240V

Weight / Peso / Gewicht / Poids

5 Kg

Materials / Materiali / Materialien / Matériaux

CRISTALY® Paintable / Colorabile / Färbbar / Colorable

Plasterboard hole / Foro cartongesso / Bohrung im Gipskarton / Trou pour plaque de plâtre

235 x 595 mm



**Article code / Codice articolo / Artikelnummer / Code de l'article**

DRIVER not included / DRIVER non incluso / DRIVER nicht inbegriffen / DRIVER non inclus
 2523C-41 E27 MAX 20W-240V

Weight / Peso / Gewicht / Poids

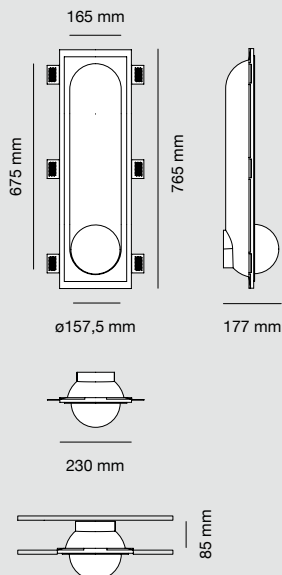
6,6 Kg

Materials / Materiali / Materialien / Matériaux

CRISTALY® Paintable / Colorabile / Färbbar / Colorable

Plasterboard hole / Foro cartongesso / Bohrung im Gipskarton / Trou pour plaque de plâtre

235 x 775 mm



2524A MICROCOSMI SQUARE

2524B MICROCOSMI LONG

2524C MICROCOSMI TALL

2524D MICROCOSMI MIRAGE

Designed by Nava + Arosio Studio

EN The MICROCOSMI series combines lighting properties and design in its purest form. Elegant LED light enhances the CRISTALY® niches, which can also accommodate objects and ornaments for an additional decorative effect. The lamps lend themselves to different configurations, allowing an even more surprising and engaging visual impact.

IT La serie MICROCOSMI unisce proprietà illuminotecniche e design nella sua forma più pura. L'elegante luce LED mette in risalto le nicchie in CRISTALY®, che possono anche ospitare oggetti e soprammobili per un ulteriore effetto decorativo. Le lampade si prestano a diverse configurazioni, consentendo un impatto visivo ancora più sorprendente e coinvolgente.

DE Die Serie MICROCOSMI vereint auf reinste Weise beleuchtungstechnische Eigenschaften und Design. Das elegante LED-Licht hebt die Nischen aus CRISTALY® hervor, die auch Gegenstände oder Nippfiguren unterbringen können, was die dekorative Wirkung noch verstärkt. Die Leuchten können unterschiedlich konfiguriert und zu immer überraschenderen und einnehmenderen Kompositionen zusammengefügt werden.

FR La série MICROCOSMI allie les propriétés d'éclairage et le design à l'état pur. L'élégant éclairage LED met en valeur les niches en CRISTALY®, qui peuvent également accueillir des objets et des bibelots pour un effet décoratif supplémentaire. Les lampes se prêtent à de nombreuses configurations, en offrant ainsi un impact visuel encore plus frappant et captivant.

Wall recessed lighting
Incasso a parete
Wand-Einbauleuchten
Encastrés muraux

Art.
2524

9010novantadieci Indoor



Art. 2524A, 2524B, 2524C, 2524D


Art. 2524D



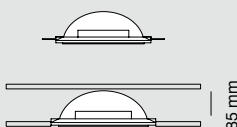
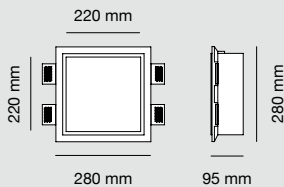
Art.
2524

Wall recessed lighting
Incasso a parete
Wand-Einbauleuchten
Encastrés muraux

9010novantadiecì Indoor



Art. 2524A, 2524B, 2524C, 2524D

**Article code / Codice articolo / Artikelnummer / Code de l'article**

DRIVER not included / DRIVER non incluso / DRIVER nicht inbegriffen / DRIVER non inclus

2524A-3003 LED 3W-24Vdc-340lm-3000K-CRI90

2524A-2703 LED 3W-24Vdc-320lm-2700K-CRI90

2524A-4003 LED 3W-24Vdc-360lm-4000K-CRI90

Weight / Peso / Gewicht / Poids

3 Kg

Materials / Materiali / Materialien / Matériaux

CRISTALY® Paintable / Colorabile / Färbbar / Colorable

Plasterboard hole / Foro cartongesso / Bohrung im Gipskarton / Trou pour plaque de plâtre

285 x 325 mm (285 x 285 mm)

Compatible DRIVERS / DRIVERS compatibili / Kompatible DRIVER / DRIVER compatibles

026.258 DRIVER ON/OFF 12W 24Vdc

026.259 DRIVER ON/OFF 30W 24Vdc

026.301 DRIVER DIM PUSH/0-10V/DALI 24W 24Vdc

Accessories / Accessori / Zubehöre / Accessoires

023.408 Housing box for brickwork / Controcassa per muratura

Einbaugehäuse für Betonwand / Boîtier pour béton/briques

[Housing box / Controcassa / Gegengehäuses / Contre-caisse 325 x 285 x 100 mm]

[Hole / Foro / Bohrung / Trou 355 x 315 x 110 mm]

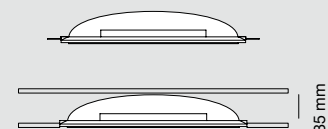
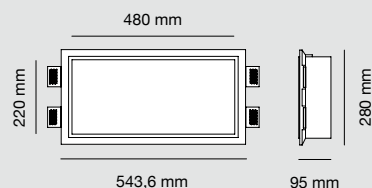
099.142 Emergency Kit / Kit emergenza / Notfall-Kit / Kit d'urgence (P.644)



2524B MICROCOSMI LONG

Designed by Nava + Arosio Studio

NEW

**Article code / Codice articolo / Artikelnummer / Code de l'article**

DRIVER not included / DRIVER non incluso / DRIVER nicht inbegriffen / DRIVER non inclus

2524B-3003 LED 6W-24Vdc-680lm-3000K-CRI90

2524B-2703 LED 6W-24Vdc-640lm-2700K-CRI90

2524B-4003 LED 6W-24Vdc-720lm-4000K-CRI90

Weight / Peso / Gewicht / Poids

4,8 Kg

Materials / Materiali / Materialien / Matériaux

CRISTALY® Paintable / Colorabile / Färbbar / Colorable

Plasterboard hole / Foro cartongesso / Bohrung im Gipskarton / Trou pour plaque de plâtre

285 x 565 mm

Compatible DRIVERS / DRIVERS compatibili / Kompatible DRIVER / DRIVER compatibles

026.258 DRIVER ON/OFF 12W 24Vdc

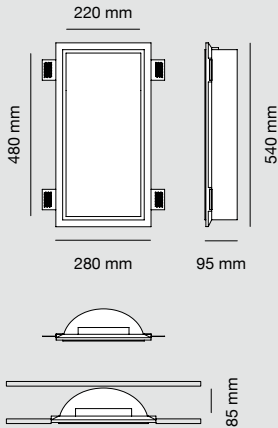
026.259 DRIVER ON/OFF 30W 24Vdc

026.301 DRIVER DIM PUSH/0-10V/DALI 24W 24Vdc

Accessories / Accessori / Zubehöre / Accessoires

099.142 Emergency Kit / Kit emergenza / Notfall-Kit / Kit d'urgence (P.644)



**Article code / Codice articolo / Artikelnummer / Code de l'article**

DRIVER not included / DRIVER non incluso / DRIVER nicht inbegriffen / DRIVER non inclus

2524C-3003 LED 3W-24Vdc-340lm-3000K-CRI90

2524C-2703 LED 3W-24Vdc-320lm-2700K-CRI90

2524C-4003 LED 3W-24Vdc-360lm-4000K-CRI90

Weight / Peso / Gewicht / Poids

4 Kg

Materials / Materiali / Materialien / Matériaux

CRISTALY® Paintable / Colorabile / Färbbar / Colorable

Plasterboard hole / Foro cartongesso / Bohrung im Gipskarton / Trou pour plaque de plâtre

565 x 285 mm

Compatible DRIVERS / DRIVERS compatibili / Kompatible DRIVER / DRIVER compatibles

026.258 DRIVER ON/OFF 12W 24Vdc

026.259 DRIVER ON/OFF 30W 24Vdc

026.301 DRIVER DIM PUSH/0-10V/DALI 24W 24Vdc

Accessories / Accessori / Zubehöre / Accessoires

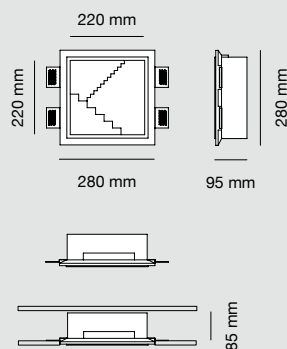
099.142 Emergency Kit / Kit emergenza / Notfall-Kit / Kit d'urgence (P.644)



2524D MICROCOSMI MIRAGE

Designed by Nava + Arosio Studio

NEW

**Article code / Codice articolo / Artikelnummer / Code de l'article**

DRIVER not included / DRIVER non incluso / DRIVER nicht inbegriffen / DRIVER non inclus

2524D-3003 LED 3W-24Vdc-340lm-3000K-CRI90

2524D-2703 LED 3W-24Vdc-320lm-2700K-CRI90

2524D-4003 LED 3W-24Vdc-360lm-4000K-CRI90

Weight / Peso / Gewicht / Poids

3 Kg

Materials / Materiali / Materialien / Matériaux

CRISTALY® Paintable / Colorabile / Färbbar / Colorable

Plasterboard hole / Foro cartongesso / Bohrung im Gipskarton / Trou pour plaque de plâtre

285 x 325 mm (285 x 285 mm)

Compatible DRIVERS / DRIVERS compatibili / Kompatible DRIVER / DRIVER compatibles

026.258 DRIVER ON/OFF 12W 24Vdc

026.259 DRIVER ON/OFF 30W 24Vdc

026.301 DRIVER DIM PUSH/0-10V/DALI 24W 24Vdc

Accessories / Accessori / Zubehöre / Accessoires

023.408 Housing box for brickwork / Controcassa per muratura

Einbaugehäuse für Betonwand / Boîtier pour béton/briques

[Housing box / Controcassa / Gegengehäuses / Contre-caisse 325 x 285 x 100 mm]

[Hole / Foro / Bohrung / Trou 355 x 315 x 110 mm]

099.142 Emergency Kit / Kit emergenza / Notfall-Kit / Kit d'urgence (P.644)



CEILING RECESSED LIGHTING
INCASSO A PLAFONE
DECKEN-EINBAULEUCHTEN
ENCASTRÉS PLAFONDS



4247A UNDICI
4249A UNDICI QUADRO
4248A UNDICI ROUND
4250A UNDICI SQUARE
4251A STAR FIVE
4252A STAR SEVEN

Designed by 9010novantadieci

EN This series of lighting points, with its 11 mm in diameter hole-lights, is ideal for designs with a minimal and refined style. These lighting solutions can be arranged according to personal taste in luminous compositions that give a pleasant scenic effect within the walls of your home.

IT La serie di punti luce da 11 mm di diametro foro-luce è ideale per progetti dallo stile minimale e raffinato. Queste soluzioni illuminotecniche possono essere disposte a seconda del gusto personale in composizioni luminose che regalano un piacevole effetto scenografico all'interno delle mura domestiche.

DE Diese Serie von Lichtpunkten mit einem Lichtlochdurchmesser von 11 mm ist ideal für raffiniert minimalistische Projekte. Diese beleuchtungstechnischen Lösungen können ganz nach persönlichem Geschmack in Beleuchtungskompositionen angeordnet werden, die einen angenehm malerischen Effekt im Wohnambiente schaffen.

FR La série de points lumineux de 11 mm de diamètre est idéale pour les projets au style minimaliste et raffiné. Ces solutions d'éclairage peuvent être agencées, selon les styles personnels, dans des compositions lumineuses qui créent un effet scénique agréable dans la maison.

Art.		Ceiling recessed lighting
4247A	4250A	Incasso a plafone
4249A	4251A	Decken-Einbauleuchten
4248A	4252A	Encastrés Plafonds



Art. 4249A

Art.		Ceiling recessed lighting
4247A	4250A	Incasso a plafone
4249A	4251A	Decken-Einbauleuchten
4248A	4252A	Encastrés Plafonds



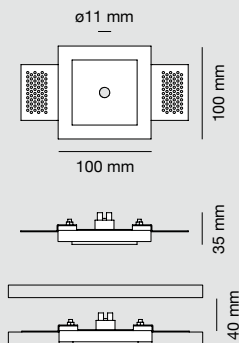
Art. 4250A

Art. 4247A



Art.
4247A 4250A
4249A 4251A
4248A 4252A

Ceiling recessed lighting
Incasso a plafone
Decken-Einbauleuchten
Encastrés Plafonds

**Article code / Codice articolo / Artikelnummer / Code de l'article**

DRIVER not included / DRIVER non incluso / DRIVER nicht inbegriffen / DRIVER non inclus

4247A-3000 LED 2W-24Vdc-200lm-3000K-CRI90

4247A-2700 LED 2W-24Vdc-190lm-2700K-CRI90

4247A-4000 LED 2W-24Vdc-210lm-4000K-CRI90

Weight / Peso / Gewicht / Poids

0,35 Kg

Materials / Materiali / Materialien / Matériaux

CRISTALY® Paintable / Colorabile / Färbbar / Colorable

Plasterboard hole / Foro cartongesso / Bohrung im Gipskarton / Trou pour plaque de plâtre

105 x 105 mm

Compatible DRIVERS / Driver compatibili / Kompatible DRIVER / DRIVERS compatibles

026.258 DRIVER ON/OFF 12W 24Vdc

026.259 DRIVER ON/OFF 30W 24Vdc

026.260 DRIVER ON/OFF 60W 24Vdc

026.301 DRIVER DIM PUSH/0-10V/DALI 24W 24Vdc

026.209 DRIVER DIM PUSH/1-10V 60W 24Vdc

026.190 + 026.260 DRIVER DIM PUSH/0-10V/DALI 60W 24Vdc

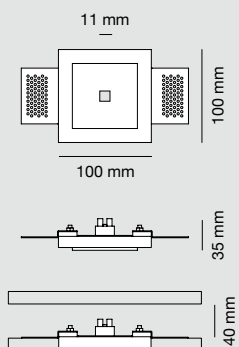
Accessories / Accessori / Zubehöre / Accessoires

023.450 Housing box for brickwork / Controcassa per muratura
 Einbaugehäuse für Betonwand / Boîtier pour béton/briques
 [Housing box / Controcassa / Gegengehäuses / Contre-caisse 105 x 105 x 65 mm]
 [Hole / Foro / Bohrung / Trou 135 x 135 x 75 mm]

099.142 Emergency Kit / Kit emergenza / Notfall-Kit / Kit d'urgence (P644)



4249A UNDICI QUADRO

**Article code / Codice articolo / Artikelnummer / Code de l'article**

DRIVER not included / DRIVER non incluso / DRIVER nicht inbegriffen / DRIVER non inclus

4249A-3000 LED 2W-24Vdc-200lm-3000K-CRI90

4249A-2700 LED 2W-24Vdc-190lm-2700K-CRI90

4249A-4000 LED 2W-24Vdc-210lm-4000K-CRI90

Weight / Peso / Gewicht / Poids

0,35 Kg

Materials / Materiali / Materialien / Matériaux

CRISTALY® Paintable / Colorabile / Färbbar / Colorable

Plasterboard hole / Foro cartongesso / Bohrung im Gipskarton / Trou pour plaque de plâtre

105 x 105 mm

Compatible DRIVERS / DRIVER compatibili / Kompatible DRIVER / DRIVERS compatibles

026.258 DRIVER ON/OFF 12W 24Vdc

026.259 DRIVER ON/OFF 30W 24Vdc

026.260 DRIVER ON/OFF 60W 24Vdc

026.301 DRIVER DIM PUSH/0-10V/DALI 24W 24Vdc

026.209 DRIVER DIM PUSH/1-10V 60W 24Vdc

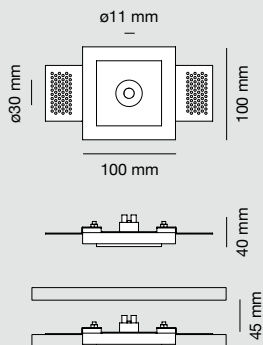
026.190 + 026.260 DRIVER DIM PUSH/0-10V/DALI 60W 24Vdc

Accessories / Accessori / Zubehöre / Accessoires

023.450 Housing box for brickwork / Controcassa per muratura
 Einbaugehäuse für Betonwand / Boîtier pour béton/briques
 [Housing box / Controcassa / Gegengehäuses / Contre-caisse 105 x 105 x 65 mm]
 [Hole / Foro / Bohrung / Trou 135 x 135 x 75 mm]

099.142 Emergency Kit / Kit emergenza / Notfall-Kit / Kit d'urgence (P644)



**Article code / Codice articolo / Artikelnummer / Code de l'article**

DRIVER not included / DRIVER non incluso / DRIVER nicht inbegriffen / DRIVER non inclus

4248A-3000 LED 2W-24Vdc-200lm-3000K-CRI90

4248A-2700 LED 2W-24Vdc-190lm-2700K-CRI90

4248A-4000 LED 2W-24Vdc-210lm-4000K-CRI90

Weight / Peso / Gewicht / Poids

0,35 Kg

Materials / Materiali / Materialien / Matériaux

CRISTALY® Paintable / Colorabile / Färbbar / Colorable

Plasterboard hole / Foro cartongesso / Bohrung im Gipskarton / Trou pour plaque de plâtre

105 x 105 mm

Compatible DRIVERS / DRIVER compatibili / Kompatible DRIVER / DRIVERS compatibles

026.258 DRIVER ON/OFF 12W 24Vdc

026.259 DRIVER ON/OFF 30W 24Vdc

026.260 DRIVER ON/OFF 60W 24Vdc

026.301 DRIVER DIM PUSH/0-10V/DALI 24W 24Vdc

026.209 DRIVER DIM PUSH/1-10V 60W 24Vdc

026.190 + 026.260 DRIVER DIM PUSH/0-10V/DALI 60W 24Vdc

Accessories / Accessori / Zubehöre / Accessoires

023.450 Housing box for brickwork / Controcassa per muratura

Einbaugehäuse für Betonwand / Boîtier pour béton/briques

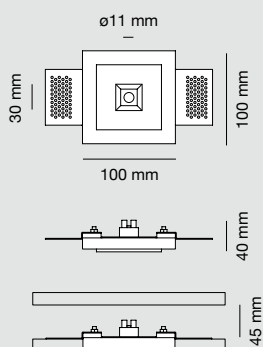
[Housing box / Controcassa / Gegengehäuses / Contre-caisse 105 x 105 x 65 mm]

[Hole / Foro / Bohrung / Trou 135 x 135 x 75 mm]

099.142 Emergency Kit / Kit emergenza / Notfall-Kit / Kit d'urgence (P.644)



4250A UNDICI SQUARE

**Article code / Codice articolo / Artikelnummer / Code de l'article**

DRIVER not included / DRIVER non incluso / DRIVER nicht inbegriffen / DRIVER non inclus

4250A-3000 LED 2W-24Vdc-200lm-3000K-CRI90

4250A-2700 LED 2W-24Vdc-190lm-2700K-CRI90

4250A-4000 LED 2W-24Vdc-210lm-4000K-CRI90

Weight / Peso / Gewicht / Poids

0,35 Kg

Materials / Materiali / Materialien / Matériaux

CRISTALY® Colorabile / Paintable / Färbbar / Colorable

Plasterboard hole / Foro cartongesso / Bohrung im Gipskarton / Trou pour plaque de plâtre

105 x 105 mm

Compatible DRIVERS / DRIVER compatibili / Kompatible DRIVER / DRIVERS compatibles

026.258 DRIVER ON/OFF 12W 24Vdc

026.259 DRIVER ON/OFF 30W 24Vdc

026.260 DRIVER ON/OFF 60W 24Vdc

026.301 DRIVER DIM PUSH/0-10V/DALI 24W 24Vdc

026.209 DRIVER DIM PUSH/1-10V 60W 24Vdc

026.190 + 026.260 DRIVER DIM PUSH/0-10V/DALI 60W 24Vdc

Accessories / Accessori / Zubehöre / Accessoires

023.450 Housing box for brickwork / Controcassa per muratura

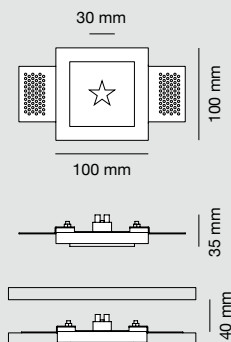
Einbaugehäuse für Betonwand / Boîtier pour béton/briques

[Housing box / Controcassa / Gegengehäuses / Contre-caisse 105 x 105 x 65 mm]

[Hole / Foro / Bohrung / Trou 135 x 135 x 75 mm]

099.142 Emergency Kit / Kit emergenza / Notfall-Kit / Kit d'urgence (P.644)



**Article code / Codice articolo / Artikelnummer / Code de l'article**

DRIVER not included / DRIVER non incluso / DRIVER nicht inbegriffen / DRIVER non inclus

4251A-3000 LED 2W-24Vdc-200lm-3000K-CRI90

4251A-2700 LED 2W-24Vdc-190lm-2700K-CRI90

4251A-4000 LED 2W-24Vdc-210lm-4000K-CRI90

Weight / Peso / Gewicht / Poids

0,35 Kg

Materials / Materiali / Materialien / Matériaux

CRISTALY® Paintable / Colorabile / Färbbar / Colorable

Plasterboard hole / Foro cartongesso / Bohrung im Gipskarton / Trou pour plaque de plâtre

105 x 105 mm

Compatible DRIVERS / DRIVER compatibili / Kompatible DRIVER / DRIVERS compatibles

026.258 DRIVER ON/OFF 12W 24Vdc

026.259 DRIVER ON/OFF 30W 24Vdc

026.260 DRIVER ON/OFF 60W 24Vdc

026.301 DRIVER DIM PUSH/0-10V/DALI 24W 24Vdc

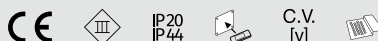
026.209 DRIVER DIM PUSH/1-10V 60W 24Vdc

026.190 + 026.260 DRIVER DIM PUSH/0-10V/DALI 60W 24Vdc

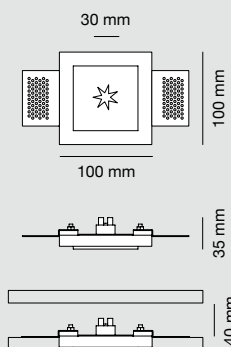
Accessories / Accessori / Zubehöre / Accessoires

023.450 Housing box for brickwork / Controcassa per muratura
 Einbaugehäuse für Betonwand / Boîtier pour béton/briques
 [Housing box / Controcassa / Gegengehäuses / Contre-caisse 105 x 105 x 65 mm]
 [Hole / Foro / Bohrung / Trou 135 x 135 x 75 mm]

099.142 Emergency Kit / Kit emergenza / Notfall-Kit / Kit d'urgence (P.644)



4252A STAR SEVEN

**Article code / Codice articolo / Artikelnummer / Code de l'article**

DRIVER not included / DRIVER non incluso / DRIVER nicht inbegriffen / DRIVER non inclus

4252A-3000 LED 2W-24Vdc-200lm-3000K-CRI90

4252A-2700 LED 2W-24Vdc-190lm-2700K-CRI90

4252A-4000 LED 2W-24Vdc-210lm-4000K-CRI90

Weight / Peso / Gewicht / Poids

0,35 Kg

Materials / Materiali / Materialien / Matériaux

CRISTALY® Colorabile / Paintable / Färbbar / Colorable

Plasterboard hole / Foro cartongesso / Bohrung im Gipskarton / Trou pour plaque de plâtre

105 x 105 mm

Compatible DRIVERS / DRIVER compatibili / Kompatible DRIVER / DRIVERS compatibles

026.258 DRIVER ON/OFF 12W 24Vdc

026.259 DRIVER ON/OFF 30W 24Vdc

026.260 DRIVER ON/OFF 60W 24Vdc

026.301 DRIVER DIM PUSH/0-10V/DALI 24W 24Vdc

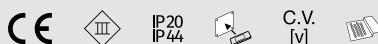
026.209 DRIVER DIM PUSH/1-10V 60W 24Vdc

026.190 + 026.260 DRIVER DIM PUSH/0-10V/DALI 60W 24Vdc

Accessories / Accessori / Zubehöre / Accessoires

023.450 Housing box for brickwork / Controcassa per muratura
 Einbaugehäuse für Betonwand / Boîtier pour béton/briques
 [Housing box / Controcassa / Gegengehäuses / Contre-caisse 105 x 105 x 65 mm]
 [Hole / Foro / Bohrung / Trou 135 x 135 x 75 mm]

099.142 Emergency Kit / Kit emergenza / Notfall-Kit / Kit d'urgence (P.644)



4247R MINILED
4250R MINILED SQUARE
4249R MINILED QUADRO
4249S MINILED DOQ
4248R MINILED ROUND
4248S MINILED DOR

Designed by 9010novantadiecì

EN The 16 mm MINILEDs represent a veritable concentration of technology, which can be installed in only 30 mm of space. The exceptional hole/lumen/volume ratio is a global one of a kind, and was created exclusively by 9010novantadiecì to ensure the best lighting and maximum energy savings.

IT I MINILED da 16 mm rappresentano un vero e proprio concentrato di tecnologia, che può essere installato in soli 30 mm di spazio. L'eccezionale rapporto diametro foro / lumen / ingombri è unico al mondo, creato in esclusiva da 9010 per garantire la miglior illuminazione ed il massimo risparmio energetico.

DE Die 16 mm MINILEDs sind ein regelrechtes Konzentrat aus Technologie und nehmen für ihre Installation nur 30 mm Platz in Anspruch. Das hervorragende Verhältnis zwischen Lochdurchmesser / Lumen / Platzbedarf ist weltweit einzigartig und wurde exklusiv von 9010novantadiecì geschaffen, um optimale Beleuchtung bei maximaler Energieeinsparung zu bieten.

FR Les MINILED de 16 mm représentent un véritable concentré de technologie qui peut être installé dans un espace de seulement 30 mm. Le rapport exceptionnel diamètre du trou / lumen / taille est unique au monde, créé exclusivement par 9010novantadiecì pour garantir le meilleur éclairage et une économie d'énergie maximale.



Art. 4248R

Private house - Milano, Italy
Yome - your tailored home



Art. 4247R

Private house - Vicenza, Italy
Arch. Stefano Lucato

Art.
4247R
4250R
4249 4248

Ceiling recessed lighting
Incasso a plafone
Decken-Einbauleuchten
Encastrés Plafonds

9010novantadiecì Indoor



Art. 4247R

Private house - Napoli, Italy
 Arch. Federicamielearchitetto
 ArchiStudio502
 Ph. Solèrte Studio

Art.
 4247R
 4250R
 4249 4248

Ceiling recessed lighting
 Incasso a plafone
 Decken-Einbauleuchten
 Encastrés Plafonds

EFFICIENCY IN Ø16
EFFICIENZA IN Ø16
EFFIZIENZ IN Ø16
EFFICACITÉ EN Ø16

EN The MINILED 9010novantadeci is equipped with cutting-edge technology that, thanks to its global one of a kind hole/lumen diameter ratio, guarantees unparalleled excellence. These energy-efficient products are distinguished by a modern design with easy maintenance and exceptionally compact dimensions. The MINILEDs feature four optics that produce different angles of light, and which are easily interchangeable. The 16 mm light hole can accommodate the latest generation high performance LEDs, offering excellent light output. The MINILEDs can be installed both with a masonry counter case and in an ultra-thin recess of only 30 mm, between the plasterboard panels and the ceiling.

The power of the 2023 version of MINILED has been reduced from 13W to 11W, achieving a higher real luminous flux than the previous version, and ensuring exceptional energy savings.

IT I MINILED 9010 sono dotati di una tecnologia all'avanguardia che, grazie al rapporto diametro foro/lumen unico al mondo, garantisce un'eccellenza senza eguali. Questi prodotti ad alta efficienza energetica si distinguono per un design moderno di facile manutenzione e ingombri minimi eccezionali. I MINILED presentano quattro ottiche che producono diverse angolazioni di luce e sono facilmente intercambiabili. Il foro luce da 16 mm può ospitare un LED di ultima generazione ad altissima performance, offre un'ottima resa luminosa. I MINILED possono essere installati sia con controcassa in muratura che in un incasso ultrasottile di soli 30 mm, tra i pannelli in cartongesso e il soffitto.

Nella versione MINILED 2023 è stata ridotta la potenza da 13W a 11W, raggiungendo un flusso luminoso reale maggiore rispetto alla versione precedente, e assicurando un risparmio energetico eccezionale.

DE Die MINILEDs 9010novantadeci sind mit einer neuen Technologie ausgestattet, die dank des weltweit einzigartigen Verhältnisses zwischen Lochdurchmesser und Lumen eine unvergleichliche Beleuchtungsqualität bietet. Diese hoch energieeffizienten Produkte stechen durch ein modernes, leicht instanzuhaltendes Design und einen außergewöhnlich geringen Platzbedarf hervor. Die MINILEDs weisen vier Optiken auf, die verschiedene Neigungswinkel produzieren und leicht und problemlos ausgewechselt werden können. Das 16 mm große Lichtloch kann ein Hochleistungs-LED der jüngsten Generation unterbringen und bietet eine ausgezeichnete Lichtausbeute. Die MINILEDs können sowohl mit einem gemauerten Gegengehäuse als auch mit einem ultrafeinen, nur 30 mm starken Einbaugeschäuse zwischen die Gipskartonplatten und die Decke installiert werden.

In der Version MINILED 2023 wurde die Leistung von 13W auf 11W reduziert, wobei im Vergleich zur vorhergehenden Version ein größerer Lichtstrom erzielt wurde, was eine hervorragende Energieeinsparung gewährleistet.

FR Les MINILED 9010novantadeci sont dotés d'une technologie de pointe qui, grâce à leur rapport diamètre de trou/lumen unique au monde, garantit une excellence inégalée. Ces produits à faible consommation d'énergie se distinguent par un design moderne, facile à entretenir et un encombrement réduit exceptionnel. Les MINILED sont dotés de quatre optiques qui produisent des angles de lumière différents et sont facilement interchangeables. Le trou de lumière de 16 mm peut accueillir une LED ultramoderne et performante, offrant un excellent rendu lumineux. Les MINILED peuvent être installés soit dans un boîtier en maçonnerie, soit dans une cavité ultra-fine de seulement 30 mm, entre les plaques de plâtre et le plafond.

Dans la version MINILED 2023, la puissance a été réduite de 13W à 11W, ce qui permet d'obtenir un flux lumineux réel supérieur à celui de la version précédente et de réaliser des économies d'énergie exceptionnelles.



1 Light hole \varnothing 16 mm
 Foro luce \varnothing 16 mm
 Bohrung \varnothing 16 mm
 Trou lumière \varnothing 16 mm

2 Installation in 30 mm space inside the plasterboard
 Installazione in 30 mm spazio interno al cartongesso
 Installation in 30 mm Abstand innerhalb der Gipsplatte
 Installation dans un espace de 30 mm à l'intérieur de la plaque de plâtre

3 Four 20°/30°/40°/50° beam angle
 Quattro fasci di apertura 20°/30°/40°/50°
 Vier Öffnungswinkel von 20°/30°/40°/50°
 Quatre angles de faisceau de 20°/30°/40°/50°

4 IP44 degree of Cover
 Grado di Schermo IP44
 Schutzart IP44
 Degré de Cover IP44

5 LED 1350lm (3000K) with CRI> 90 and new protective lens
 LED 1350lm (3000K) con CRI>90 e nuova lente protettiva
 LED 1350lm (3000K) mit CRI> 90 und Neu Schutzlinse
 LED 1350lm (3000K) avec CRI> 90 et nouvelle lentille de Cover

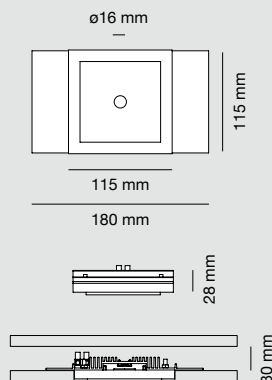


○ The MINILEDs have been designed to fit into any environment: the product is easily adaptable and can reach up to 11W driven at 900mA, or can be varied according to the current of the driver. The technical data pages contain convenient tables that can be used to identify the driver required according to the desired light intensity.

I MINILED sono stati studiati per inserirsi in ogni ambiente: il prodotto è facilmente adattabile e può arrivare fino a 11W guidati a 900mA, o può essere declinato a seconda della corrente del driver. Le pagine tecniche riportano delle comode tabelle con cui identificare il driver necessario a seconda dell'intensità luminosa desiderata.

Die MINILEDs wurden eigens entwickelt, um sich jedem Ambiente anpassen zu können: das Produkt ist sehr vielseitig verwendbar und kann eine Leistung von 11W bei einem Strom von 900mA erreichen oder je nach der Stromart des Drivers gesteuert werden. Auf den Technikseiten finden Sie praktische Tabellen, die Ihnen dabei helfen, den geeigneten Driver für die gewünschte Lichtintensität zu finden.

Les MINILED sont conçus pour s'intégrer dans n'importe quel environnement: le produit est facilement adaptable et peut aller jusqu'à 11W à 900mA, ou peut être réduit en fonction du courant du driver. Les pages techniques fournissent des tableaux pratiques permettant d'identifier le driver nécessaire en fonction de l'intensité lumineuse souhaitée.

**Article code / Codice articolo / Artikelnummer / Code de l'article**

DRIVER not included / DRIVER non incluso / DRIVER nicht inbegriffen / DRIVER non inclus

4247R-30187	LED 20°-350/500/700/900mA-3000K-CRI90
4247R-27187	LED 20°-350/500/700/900mA-2700K-CRI90
4247R-40187	LED 20°-350/500/700/900mA-4000K-CRI90
4247R-30188	LED 30°-350/500/700/900mA-3000K-CRI90
4247R-27188	LED 30°-350/500/700/900mA-2700K-CRI90
4247R-40188	LED 30°-350/500/700/900mA-4000K-CRI90
4247R-30189	LED 40°-350/500/700/900mA-3000K-CRI90
4247R-27189	LED 40°-350/500/700/900mA-2700K-CRI90
4247R-40189	LED 40°-350/500/700/900mA-4000K-CRI90
4247R-30190	LED 50°-350/500/700/900mA-3000K-CRI90
4247R-27190	LED 50°-350/500/700/900mA-2700K-CRI90
4247R-40190	LED 50°-350/500/700/900mA-4000K-CRI90

Weight / Peso / Gewicht / Poids

0,5 Kg

Materials / Materiali / Materialien / Matériaux

CRISTALY® Paintable / Colorabile / Färbbar / Colorable

Plasterboard hole / Foro cartongesso / Bohrung im Gipskarton / Trou pour plaque de plâtre

120 x 120 mm

Power supply / Alimentazione/ Speisung / Alimentation

Current Corrente Spannung Courant	Power Potenza Leistung Puissance	Source Lumens Lumen Sorgente Lumen Quelle Lumen à la source @3000K	Delivered Lumens Lumen Reali Reale Lumen Lumen réels @3000K
--	---	--	---

350mA	4W	480lm	380lm
500mA	6W	660lm	520lm
700mA	8,5W	850lm	680lm
900mA	11W	1050lm	850lm

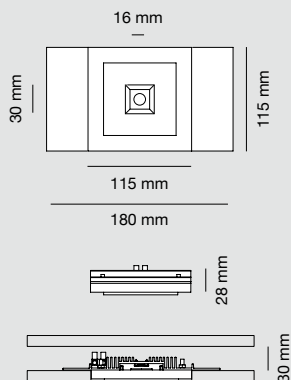
Compatible DRIVERS / DRIVERS compatibili / Kompatible DRIVER / DRIVER compatibles

Current Corrente Spannung Courant	Compatible DRIVERS DRIVERS compatibili Kompatible DRIVER DRIVER compatibles	N° of connectable items N° articoli collegabili N° anschließbaren Artikel N° d'éléments connectables
350mA	026.250: DRIVER ON/OFF min2,8W max4,2W	1
	026.251: DRIVER ON/OFF min6W max8,8W	2
	026.300: DRIVER DIM PUSH/0-10V/DALI 16,1W	1-3
500mA	026.238: DRIVER ON/OFF min5,5W max9W	1
	026.237: DRIVER ON/OFF min11W max18W	2
	026.300: DRIVER DIM PUSH/0-10V/DALI 16,1W	1-3
700mA	026.323: DRIVER ON/OFF min6,3 max11,2W	1
	026.255: DRIVER ON/OFF min11,9W max18,2W	2
	026.307: DRIVER DIM PUSH/1-10V/DALI 40.6W	1-4
900mA	026.216: DRIVER ON/OFF min9W max19,8W :	1
	026.307: DRIVER DIM PUSH/1-10V/DALI 40.6W	1-4

Accessories / Accessori / Zubehöre / Accessoires

023.4018	Housing box for brickwork / Controcassa per muratura Einbaugehäuse für Betonwand / Boîtier pour béton/briques [Housing box / Controcassa / Gegengehäuses / Contre-caisse 185 x 120 x 45 mm] [Hole / Foro / Bohrung / Trou 215 x 150 x 55 mm]
099.142	Emergency Kit / Kit emergenza / Notfall-Kit / Kit d'urgence (P.644)





Article code / Codice articolo / Artikelnummer / Code de l'article

DRIVER not included / DRIVER non incluso / DRIVER nicht inbegriffen / DRIVER non inclus

4250R-30187	LED 20°-350/500/700/900mA-3000K-CRI90
4250R-27187	LED 20°-350/500/700/900mA-2700K-CRI90
4250R-40187	LED 20°-350/500/700/900mA-4000K-CRI90
4250R-30188	LED 30°-350/500/700/900mA-3000K-CRI90
4250R-27188	LED 30°-350/500/700/900mA-2700K-CRI90
4250R-40188	LED 30°-350/500/700/900mA-4000K-CRI90
4250R-30189	LED 40°-350/500/700/900mA-3000K-CRI90
4250R-27189	LED 40°-350/500/700/900mA-2700K-CRI90
4250R-40189	LED 40°-350/500/700/900mA-4000K-CRI90
4250R-30190	LED 50°-350/500/700/900mA-3000K-CRI90
4250R-27190	LED 50°-350/500/700/900mA-2700K-CRI90
4250R-40190	LED 50°-350/500/700/900mA-4000K-CRI90

Weight / Peso / Gewicht / Poids

0,5 Kg

Materials / Materiali / Materialien / Matériaux

CRISTALY® Paintable / Colorabile / Färbbar / Colorable

Plasterboard hole / Foro cartongesso / Bohrung im Gipskarton / Trou pour plaque de plâtre

120 x 120 mm

Power supply / Alimentazione/ Speisung / Alimentation

Current Corrente Spannung Courant	Power Potenza Leistung Puissance	Source Lumens Lumen Sorgente Lumen Quelle Lumen à la source @3000K	Delivered Lumens Lumen Reali Reale Lumen Lumen réels @3000K
350mA	4W	480lm	380lm
500mA	6W	660lm	520lm
700mA	8,5W	850lm	680lm
900mA	11W	1050lm	850lm

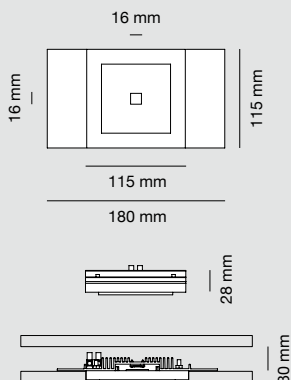
Compatible DRIVERS / DRIVERS compatibili / Kompatible DRIVER / DRIVER compatibles

Current Corrente Spannung Courant	Compatible DRIVERS DRIVERS compatibili Kompatible DRIVER DRIVER compatibles	N° of connectable items N° articoli collegabili N° anschließbaren Artikel N° d'éléments connectables
350mA	026.250: DRIVER ON/OFF min2,8W max4,2W 026.251: DRIVER ON/OFF min6W max8,8W 026.300: DRIVER DIM PUSH/0-10V/DALI 16,1W	1 2 1-3
500mA	026.238: DRIVER ON/OFF min5,5W max9W 026.237: DRIVER ON/OFF min11W max18W 026.300: DRIVER DIM PUSH/0-10V/DALI 16,1W	1 2 1-3
700mA	026.323: DRIVER ON/OFF min6,3 max11,2W 026.255: DRIVER ON/OFF min11,9W max18,2W 026.307: DRIVER DIM PUSH/1-10V/DALI 40.6W	1 2 1-4
900mA	026.216: DRIVER ON/OFF min9W max19,8W 026.246: DRIVER ON/OFF min17,1W max24,3W 026.307: DRIVER DIM PUSH/1-10V/DALI 40.6W	1 2 1-4

Accessories / Accessori / Zubehöre / Accessoires

023.4018	Housing box for brickwork / Controcassa per muratura Einbaugehäuse für Betonwand / Boîtier pour béton/briques [Housing box / Controcassa / Gegengehäuses / Contre-caisse 185 x 120 x 45 mm] [Hole / Foro / Bohrung / Trou 215 x 150 x 55 mm]
099.142	Emergency Kit / Kit emergenza / Notfall-Kit / Kit d'urgence (P.644)



**Article code / Codice articolo / Artikelnummer / Code de l'article**

DRIVER not included / DRIVER non incluso / DRIVER nicht inbegriffen / DRIVER non inclus

4249R-30187	LED 20°-350/500/700/900mA-3000K-CRI90
4249R-27187	LED 20°-350/500/700/900mA-2700K-CRI90
4249R-40187	LED 20°-350/500/700/900mA-4000K-CRI90
4249R-30188	LED 30°-350/500/700/900mA-3000K-CRI90
4249R-27188	LED 30°-350/500/700/900mA-2700K-CRI90
4249R-40188	LED 30°-350/500/700/900mA-4000K-CRI90
4249R-30189	LED 40°-350/500/700/900mA-3000K-CRI90
4249R-27189	LED 40°-350/500/700/900mA-2700K-CRI90
4249R-40189	LED 40°-350/500/700/900mA-4000K-CRI90
4249R-30190	LED 50°-350/500/700/900mA-3000K-CRI90
4249R-27190	LED 50°-350/500/700/900mA-2700K-CRI90
4249R-40190	LED 50°-350/500/700/900mA-4000K-CRI90

Weight / Peso / Gewicht / Poids

0,5 Kg

Materials / Materiali / Materialien / Matériaux

CRISTALY® Paintable / Colorabile / Färbbar / Colorable

Plasterboard hole / Foro cartongesso / Bohrung im Gipskarton / Trou pour plaque de plâtre

120 x 120 mm

Power supply / Alimentazione/ Speisung / Alimentation

Current Corrente Spannung Courant	Power Potenza Leistung Puissance	Source Lumens Lumen Sorgente Lumen Quelle Lumen à la source @3000K	Delivered Lumens Lumen Reali Reale Lumen Lumen réels @3000K
350mA	4W	480lm	380lm
500mA	6W	660lm	520lm
700mA	8,5W	850lm	680lm
900mA	11W	1050lm	850lm

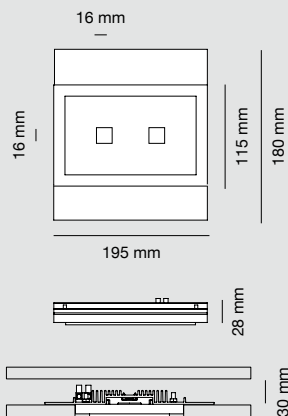
Compatible DRIVERS / DRIVERS compatibili / Kompatible DRIVER / DRIVER compatibles

Current Corrente Spannung Courant	Compatible DRIVERS DRIVERS compatibili Kompatible DRIVER DRIVER compatibles	N° of connectable items N° articoli collegabili N° anschließbaren Artikel N° d'éléments connectables
350mA	026.250: DRIVER ON/OFF min2,8W max4,2W	1
	026.251: DRIVER ON/OFF min6W max8,8W	2
	026.300: DRIVER DIM PUSH/0-10V/DALI 16,1W	1-3
500mA	026.238: DRIVER ON/OFF min5,5W max9W	1
	026.237: DRIVER ON/OFF min11W max18W	2
	026.300: DRIVER DIM PUSH/0-10V/DALI 16,1W	1-3
700mA	026.323: DRIVER ON/OFF min6,3 max11,2W	1
	026.255: DRIVER ON/OFF min11,9W max18,2W	2
	026.307: DRIVER DIM PUSH/1-10V/DALI 40.6W	1-4
900mA	026.216: DRIVER ON/OFF min9W max19,8W	1
	026.246: DRIVER ON/OFF min17,1W max24,3W	2
	026.307: DRIVER DIM PUSH/1-10V/DALI 40.6W	1-4

Accessories / Accessori / Zubehöre / Accessoires

023.4018	Housing box for brickwork / Controcassa per muratura Einbaugehäuse für Betonwand / Boîtier pour béton/briques [Housing box / Controcassa / Gegengehäuses / Contre-caisse 185 x 120 x 45 mm] [Hole / Foro / Bohrung / Trou 215 x 150 x 55 mm]
099.142	Emergency Kit / Kit emergenza / Notfall-Kit / Kit d'urgence (P.644)





Article code / Codice articolo / Artikelnummer / Code de l'article

DRIVER not included / DRIVER non incluso / DRIVER nicht inbegriffen / DRIVER non inclus

4249S-30187	LED 20°-350/500/700mA-3000K-CRI90
4249S-27187	LED 20°-350/500/700mA-2700K-CRI90
4249S-40187	LED 20°-350/500/700mA-4000K-CRI90
4249S-30188	LED 30°-350/500/700mA-3000K-CRI90
4249S-27188	LED 30°-350/500/700mA-2700K-CRI90
4249S-40188	LED 30°-350/500/700mA-4000K-CRI90
4249S-30189	LED 40°-350/500/700mA-3000K-CRI90
4249S-27189	LED 40°-350/500/700mA-2700K-CRI90
4249S-40189	LED 40°-350/500/700mA-4000K-CRI90
4249S-30190	LED 50°-350/500/700mA-3000K-CRI90
4249S-27190	LED 50°-350/500/700mA-2700K-CRI90
4249S-40190	LED 50°-350/500/700mA-4000K-CRI90

Weight / Peso / Gewicht / Poids

0,8 Kg

Materials / Materiali / Materialien / Matériaux

CRISTALY® Paintable / Colorabile / Färbbar / Colorable

Plasterboard hole / Foro cartongesso / Bohrung im Gipskarton / Trou pour plaque de plâtre

120 x 200 mm

Power supply / Alimentazione/ Speisung / Alimentation

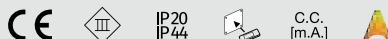
Current Corrente Spannung Courant	Power Potenza Leistung Puissance	Source Lumens Lumen Sorgente Lumen Quelle Lumen à la source @3000K	Delivered Lumens Lumen Reali Reale Lumen Lumen réels @3000K
350mA	2x4W	960lm	760lm
500mA	2x6W	1320lm	1040lm
700mA	2x8,5W	1700lm	1360lm

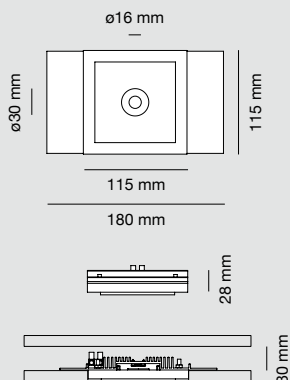
Compatible DRIVERS / DRIVERS compatibili / Kompatible DRIVER / DRIVER compatibles

Current Corrente Spannung Courant	Compatible DRIVERS DRIVERS compatibili Kompatible DRIVER DRIVER compatibles	N° of connectable items N° articoli collegabili N° anschließbaren Artikel N° d'éléments connectables
350mA	026.251: DRIVER ON/OFF min6W max8,8W	1
	026.300: DRIVER DIM PUSH/0-10V/DALI 16,1W	1
500mA	026.237: DRIVER ON/OFF min11W max18W	1
	026.300: DRIVER DIM PUSH/0-10V/DALI 16,1W	1
700mA	026.255: DRIVER ON/OFF min11,9W max18,2W	1
	026.307: DRIVER DIM PUSH/1-10V/DALI 40.6W	1-2

Accessories / Accessori / Zubehöre / Accessoires

- 023.4019 Housing box for brickwork / Controcassa per muratura
Einbaugehäuse für Betonwand / Boîtier pour béton/briques
[Housing box / Controcassa / Gegengehäuses / Contre-caisse 185 x 200 x 45 mm]
[Hole / Foro / Bohrung / Trou 215 x 230 x 55 mm]
- 099.142 Emergency Kit / Kit emergenza / Notfall-Kit / Kit d'urgence (P.644)



**Article code / Codice articolo / Artikelnummer / Code de l'article**

DRIVER not included / DRIVER non incluso / DRIVER nicht inbegriffen / DRIVER non inclus

4248R-30187	LED 20°-350/500/700/900mA-3000K-CRI90
4248R-27187	LED 20°-350/500/700/900mA-2700K-CRI90
4248R-40187	LED 20°-350/500/700/900mA-4000K-CRI90
4248R-30188	LED 30°-350/500/700/900mA-3000K-CRI90
4248R-27188	LED 30°-350/500/700/900mA-2700K-CRI90
4248R-40188	LED 30°-350/500/700/900mA-4000K-CRI90
4248R-30189	LED 40°-350/500/700/900mA-3000K-CRI90
4248R-27189	LED 40°-350/500/700/900mA-2700K-CRI90
4248R-40189	LED 40°-350/500/700/900mA-4000K-CRI90
4248R-30190	LED 50°-350/500/700/900mA-3000K-CRI90
4248R-27190	LED 50°-350/500/700/900mA-2700K-CRI90
4248R-40190	LED 50°-350/500/700/900mA-4000K-CRI90

Weight / Peso / Gewicht / Poids

0,5 Kg

Materials / Materiali / Materialien / Matériaux

CRISTALY® Paintable / Colorabile / Färbbar / Colorable

Plasterboard hole / Foro cartongesso / Bohrung im Gipskarton / Trou pour plaque de plâtre

120 x 120 mm

Power supply / Alimentazione/ Speisung / Alimentation

Current Corrente Spannung Courant	Power Potenza Leistung Puissance	Source Lumens Lumen Sorgente Lumen Quelle Lumen à la source @3000K	Delivered Lumens Lumen Reali Reale Lumen Lumen réels @3000K
350mA	4W	480lm	380lm
500mA	6W	660lm	520lm
700mA	8,5W	850lm	680lm
900mA	11W	1050lm	850lm

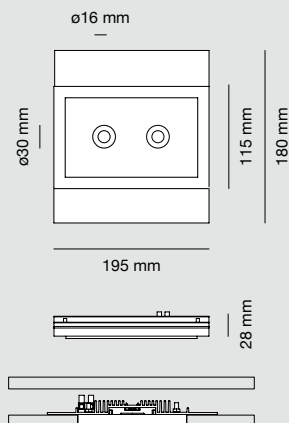
Compatible DRIVERS / DRIVERS compatibili / Kompatible DRIVER / DRIVER compatibles

Current Corrente Spannung Courant	Compatible DRIVERS DRIVERS compatibili Kompatible DRIVER DRIVER compatibles	N° of connectable items N° articoli collegabili N° anschließbaren Artikel N° d'éléments connectables
350mA	026.250: DRIVER ON/OFF min2,8W max4,2W	1
	026.251: DRIVER ON/OFF min6W max8,8W	2
	026.300: DRIVER DIM PUSH/0-10V/DALI 16,1W	1-3
500mA	026.238: DRIVER ON/OFF min5,5W max9W	1
	026.237: DRIVER ON/OFF min11W max18W	2
	026.300: DRIVER DIM PUSH/0-10V/DALI 16,1W	1-3
700mA	026.323: DRIVER ON/OFF min6,3 max11,2W	1
	026.255: DRIVER ON/OFF min11,9W max18,2W	2
	026.307: DRIVER DIM PUSH/1-10V/DALI 40.6W	1-4
900mA	026.216: DRIVER ON/OFF min9W max19,8W	1
	026.246: DRIVER ON/OFF min17,1W max24,3W	2
	026.307: DRIVER DIM PUSH/1-10V/DALI 40.6W	1-4

Accessories / Accessori / Zubehöre / Accessoires

023.4018	Housing box for brickwork / Controcassa per muratura Einbaugehäuse für Betonwand / Boîtier pour béton/briques [Housing box / Controcassa / Gegengehäuses / Contre-caisse 185 x 120 x 45 mm] [Hole / Foro / Bohrung / Trou 215 x 150 x 55 mm]
099.142	Emergency Kit / Kit emergenza / Notfall-Kit / Kit d'urgence (P.644)





Article code / Codice articolo / Artikelnummer / Code de l'article

DRIVER not included / DRIVER non incluso / DRIVER nicht inbegriffen / DRIVER non inclus

4248S-30187	LED 20°-350/500/700mA-3000K-CRI90
4248S-27187	LED 20°-350/500/700mA-2700K-CRI90
4248S-40187	LED 20°-350/500/700mA-4000K-CRI90
4248S-30188	LED 30°-350/500/700mA-3000K-CRI90
4248S-27188	LED 30°-350/500/700mA-2700K-CRI90
4248S-40188	LED 30°-350/500/700mA-4000K-CRI90
4248S-30189	LED 40°-350/500/700mA-3000K-CRI90
4248S-27189	LED 40°-350/500/700mA-2700K-CRI90
4248S-40189	LED 40°-350/500/700mA-4000K-CRI90
4248S-30190	LED 50°-350/500/700mA-3000K-CRI90
4248S-27190	LED 50°-350/500/700mA-2700K-CRI90
4248S-40190	LED 50°-350/500/700mA-4000K-CRI90

Weight / Peso / Gewicht / Poids

0,8 Kg

Materials / Materiali / Materialien / Matériaux

CRISTALY® Paintable / Colorabile / Färbbar / Colorable

Plasterboard hole / Foro cartongesso / Bohrung im Gipskarton / Trou pour plaque de plâtre

120 x 200 mm

Power supply / Alimentazione/ Speisung / Alimentation

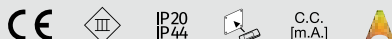
Current Corrente Spannung Courant	Power Potenza Leistung Puissance	Source Lumens Lumen Sorgente Lumen Quelle Lumen à la source @3000K	Delivered Lumens Lumen Reali Reale Lumen Lumen réels @3000K
350mA	2x4W	960lm	760lm
500mA	2x6W	1320lm	1040lm
700mA	2x8,5W	1700lm	1360lm

Compatible DRIVERS / DRIVERS compatibili / Kompatible DRIVER / DRIVER compatibles

Current Corrente Spannung Courant	Compatible DRIVERS DRIVERS compatibili Kompatible DRIVER DRIVER compatibles	N° of connectable items N° articoli collegabili N° anschließbaren Artikel N° d'éléments connectables
350mA	026.251: DRIVER ON/OFF min6W max8,8W	1
	026.300: DRIVER DIM PUSH/0-10V/DALI 16,1W	1
500mA	026.237: DRIVER ON/OFF min11W max18W	1
	026.300: DRIVER DIM PUSH/0-10V/DALI 16,1W	1
700mA	026.255: DRIVER ON/OFF min11,9W max18,2W	1
	026.307: DRIVER DIM PUSH/1-10V/DALI 40.6W	1-2

Accessories / Accessori / Zubehöre / Accessoires

023.4019	Housing box for brickwork / Controcassa per muratura Einbaugehäuse für Betonwand / Boîtier pour béton/briques [Housing box / Controcassa / Gegengehäuses / Contre-caisse 185 x 200 x 45 mm] [Hole / Foro / Bohrung / Trou 215 x 230 x 55 mm]
099.142	Emergency Kit / Kit emergenza / Notfall-Kit / Kit d'urgence (P.644)



5512R MINILED RITMO 5513R MINILED ASTRA 5514R MINILED FABRIC 5515R MINILED MANDALA 5516R MINILED CIMA

Designed by Formidable Studio

EN These ceiling lighting points transcend the essence of simple lighting complements. This collection combines MINILED technology with the decorative effect of CRISTALY® roses. For solutions with a refined design and low energetic impact.

IT I punti luce a plafone trascendono l'essenza del semplice complemento per l'illuminazione. La collezione combina la tecnologia dei MINILED con l'effetto decorativo dei rosoni in CRISTALY®. Per soluzioni dal design raffinato, a basso impatto energetico.

DE Die Decken-Lichtpunkte sind mehr als einfache Beleuchtungsobjekte. Die Kollektion kombiniert die MINILED-Technologie mit der dekorativen Wirkung der Rosetten aus CRISTALY®. Für raffinierte Designlösungen mit Energieeinsparung.

FR Les plafonniers transcendent l'essence du simple accessoire d'éclairage. La collection associe la technologie MINILED à l'effet décoratif des rosaces en CRISTALY®. Pour des solutions design raffinées à faible impact énergétique.

Art.	Ceiling recessed lighting
5512R	Incasso a plafone
5513R 5515R	Decken-Einbauleuchten
5514R 5516R	Encastrés Plafonds



Art. 5516R



Art. 5513R



Art. 5516R, 5513R

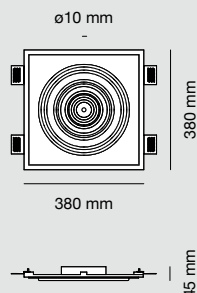
Art. 5516R



Art. 5515R



Art.
5512R Ceiling recessed lighting
5513R 5515R Incasso a plafone
5514R 5516R Decken-Einbauleuchten
5514R 5516R Encastrés Plafonds

**Article code / Codice articolo / Artikelnummer / Code de l'article**

DRIVER not included / DRIVER non incluso / DRIVER nicht inbegriffen / DRIVER non inclus

5512R-30187 LED 20°-350/500/700/900mA-3000K-CRI90

5512R-27187 LED 20°-350/500/700/900mA-2700K-CRI90

5512R-40187 LED 20°-350/500/700/900mA-4000K-CRI90

Weight / Peso / Gewicht / Poids

3,5 Kg

Materials / Materiali / Materialien / Matériaux

CRISTALY® Paintable / Colorabile / Färbbar / Colorable

Plasterboard hole / Foro cartongesso / Bohrung im Gipskarton / Trou pour plaque de plâtre

385 x 385 mm

Power supply / Alimentazione / Speisung / Alimentation

Current	Power	Source Lumens	Delivered Lumens
Corrente	Potenza	Lumen Sorgente	Lumen Reali
Spannung	Leistung	Lumen Quelle	Reale Lumen
Courant	Puissance	Lumen à la source	Lumen réels
		@3000K	@3000K

350mA	4W	480lm	380lm
-------	----	-------	-------

500mA	6W	660lm	520lm
-------	----	-------	-------

700mA	8,5W	850lm	680lm
-------	------	-------	-------

900mA	11W	1050lm	850lm
-------	-----	--------	-------

Compatible DRIVERS / DRIVERS compatibili / Kompatible DRIVER / DRIVER compatibles

Current	Compatible DRIVERS	N° of connectable items
Corrente	DRIVERS compatibili	N° articoli collegabili
Spannung	Kompatible DRIVER	N° anschließbaren Artikel
Courant	DRIVER compatibles	N° d'éléments connectables

350mA	026.250: DRIVER ON/OFF min2,8W max4,2W	1
	026.251: DRIVER ON/OFF min6W max8,8W	2
	026.300: DRIVER DIM PUSH/0-10V/DALI 16,1W	1-3

500mA	026.238: DRIVER ON/OFF min5,5W max9W	1
	026.237: DRIVER ON/OFF min11W max18W	2
	026.300: DRIVER DIM PUSH/0-10V/DALI 16,1W	1-3

700mA	026.323: DRIVER ON/OFF min6,3 max11,2W	1
	026.255: DRIVER ON/OFF min11,9W max18,2W	2
	026.307: DRIVER DIM PUSH/1-10V/DALI 40.6W	1-4

900mA	026.216: DRIVER ON/OFF min9W max19,8W	1
	026.246: DRIVER ON/OFF min17,1W max24,3W	2
	026.307: DRIVER DIM PUSH/1-10V/DALI 40.6W	1-4

Accessories / Accessori / Zubehöre / Accessoires

099.142 Emergency Kit / Kit emergenza / Notfall-Kit / Kit d'urgence (P.644)

Additional lenses: visit 9010.it / Lenti aggiuntive: visita il sito 9010.it

Zusätzliche Linsen: Besuchen Sie die Website 9010.it / Lentilles supplémentaires : visitez le site 9010.it



IP20

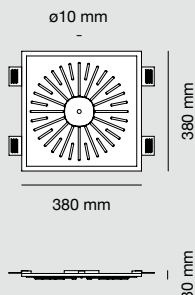
C.C.
[m.A.]

Lenses with opening angle of 30° 40° 50° available on request.

Lenti con angolo di apertura di 30° 40° 50° disponibili su richiesta.

Linsen mit Öffnungswinkeln von 30°, 40°, 50° auf Anfrage erhältlich.

Lentilles avec angle d'ouverture 30° 40° 50° disponibles sur demande.

**Article code / Codice articolo / Artikelnummer / Code de l'article**

DRIVER not included / DRIVER non incluso / DRIVER nicht inbegriffen / DRIVER non inclus

5513R-30187 LED 20°-350/500/700/900mA-3000K-CRI90

5513R-27187 LED 20°-350/500/700/900mA-2700K-CRI90

5513R-40187 LED 20°-350/500/700/900mA-4000K-CRI90

Weight / Peso / Gewicht / Poids

3,2 Kg

Materials / Materiali / Materialien / Matériaux

CRISTALY® Paintable / Colorabile / Färbbar / Colorable

Plasterboard hole / Foro cartongesso / Bohrung im Gipskarton / Trou pour plaque de plâtre

385 x 385 mm

Power supply / Alimentazione / Speisung / Alimentation

Current Corrente Spannung Courant	Power Potenza Leistung Puissance	Source Lumens Lumen Sorgente Lumen Quelle Lumen à la source @3000K	Delivered Lumens Lumen Reali Reale Lumen Lumen réels @3000K
350mA	4W	480lm	380lm
500mA	6W	660lm	520lm
700mA	8,5W	850lm	680lm
900mA	11W	1050lm	850lm

Compatible DRIVERS / DRIVERS compatibili / Kompatible DRIVER / DRIVER compatibles

Current Corrente Spannung Courant	Compatible DRIVERS DRIVERS compatibili Kompatible DRIVER DRIVER compatibles	N° of connectable items N° articoli collegabili N° anschließbaren Artikel N° d'éléments connectables
350mA	026.250: DRIVER ON/OFF min2,8W max4,2W	1
	026.251: DRIVER ON/OFF min6W max8,8W	2
	026.300: DRIVER DIM PUSH/0-10V/DALI 16,1W	1-3
500mA	026.238: DRIVER ON/OFF min5,5W max9W	1
	026.237: DRIVER ON/OFF min11W max18W	2
	026.300: DRIVER DIM PUSH/0-10V/DALI 16,1W	1-3
700mA	026.323: DRIVER ON/OFF min6,3 max11,2W	1
	026.255: DRIVER ON/OFF min11,9W max18,2W	2
	026.307: DRIVER DIM PUSH/1-10V/DALI 40.6W	1-4
900mA	026.216: DRIVER ON/OFF min9W max19,8W	1
	026.246: DRIVER ON/OFF min17,1W max24,3W	2
	026.307: DRIVER DIM PUSH/1-10V/DALI 40.6W	1-4

Accessories / Accessori / Zubehöre / Accessoires

099.142 Emergency Kit / Kit emergenza / Notfall-Kit / Kit d'urgence (P.644)

Additional lenses: visit 9010.it / Lenti aggiuntive: visita il sito 9010.it

Zusätzliche Linsen: Besuchen Sie die Website 9010.it / Lentilles supplémentaires : visitez le site 9010.it



IP20

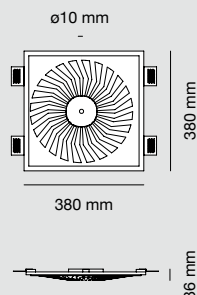
C.C.
[m.A.]

Lenses with opening angle of 30° 40° 50° available on request.

Lenti con angolo di apertura di 30° 40° 50° disponibili su richiesta.

Linsen mit Öffnungswinkeln von 30°, 40°, 50° auf Anfrage erhältlich.

Lentilles avec angle d'ouverture 30° 40° 50° disponibles sur demande.

**Article code / Codice articolo / Artikelnummer / Code de l'article**

DRIVER not included / DRIVER non incluso / DRIVER nicht inbegriffen / DRIVER non inclus

5514R-30187 LED 20°-350/500/700/900mA-3000K-CRI90

5514R-27187 LED 20°-350/500/700/900mA-2700K-CRI90

5514R-40187 LED 20°-350/500/700/900mA-4000K-CRI90

Weight / Peso / Gewicht / Poids

3,6 Kg

Materials / Materiali / Materialien / Matériaux

CRISTALY® Paintable / Colorabile / Färbbar / Colorable

Plasterboard hole / Foro cartongesso / Bohrung im Gipskarton / Trou pour plaque de plâtre

385 x 385 mm

Power supply / Alimentazione / Speisung / Alimentation

Current Corrente Spannung Courant	Power Potenza Leistung Puissance	Source Lumens Lumen Sorgente Lumen Quelle Lumen à la source @3000K	Delivered Lumens Lumen Reali Reale Lumen Lumen réels @3000K
--	---	--	---

350mA	4W	480lm	380lm
-------	----	-------	-------

500mA	6W	660lm	520lm
-------	----	-------	-------

700mA	8,5W	850lm	680lm
-------	------	-------	-------

900mA	11W	1050lm	850lm
-------	-----	--------	-------

Compatible DRIVERS / DRIVERS compatibili / Kompatible DRIVER / DRIVER compatibles

Current Corrente Spannung Courant	Compatible DRIVERS DRIVERS compatibili Kompatible DRIVER DRIVER compatibles	N° of connectable items N° articoli collegabili N° anschließbaren Artikel N° d'éléments connectables
--	--	---

350mA	026.250: DRIVER ON/OFF min2,8W max4,2W	1
	026.251: DRIVER ON/OFF min6W max8,8W	2
	026.300: DRIVER DIM PUSH/0-10V/DALI 16,1W	1-3

500mA	026.238: DRIVER ON/OFF min5,5W max9W	1
	026.237: DRIVER ON/OFF min11W max18W	2
	026.300: DRIVER DIM PUSH/0-10V/DALI 16,1W	1-3

700mA	026.323: DRIVER ON/OFF min6,3 max11,2W	1
	026.255: DRIVER ON/OFF min11,9W max18,2W	2
	026.307: DRIVER DIM PUSH/1-10V/DALI 40.6W	1-4

900mA	026.216: DRIVER ON/OFF min9W max19,8W	1
	026.246: DRIVER ON/OFF min17,1W max24,3W	2
	026.307: DRIVER DIM PUSH/1-10V/DALI 40.6W	1-4

Accessories / Accessori / Zubehöre / Accessoires

099.142 Emergency Kit / Kit emergenza / Notfall-Kit / Kit d'urgence (P.644)

Additional lenses: visit 9010.it / Lenti aggiuntive: visita il sito 9010.it

Zusätzliche Linsen: Besuchen Sie die Website 9010.it / Lentilles supplémentaires : visitez le site 9010.it



IP20

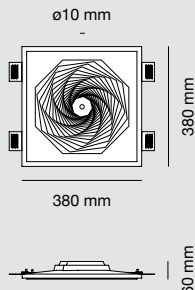
C.C.
[m.A.]

Lenses with opening angle of 30° 40° 50° available on request.

Lenti con angolo di apertura di 30° 40° 50° disponibili su richiesta.

Linsen mit Öffnungswinkeln von 30°, 40°, 50° auf Anfrage erhältlich.

Lentilles avec angle d'ouverture 30° 40° 50° disponibles sur demande.

**Article code / Codice articolo / Artikelnummer / Code de l'article**

DRIVER not included / DRIVER non incluso / DRIVER nicht inbegriffen / DRIVER non inclus

5515R-30187 LED 20°-350/500/700/900mA-3000K-CRI90

5515R-27187 LED 20°-350/500/700/900mA-2700K-CRI90

5515R-40187 LED 20°-350/500/700/900mA-4000K-CRI90

Weight / Peso / Gewicht / Poids

4,6 Kg

Materials / Materiali / Materialien / Matériaux

CRISTALY® Paintable / Colorabile / Färbbar / Colorable

Plasterboard hole / Foro cartongesso / Bohrung im Gipskarton / Trou pour plaque de plâtre

385 x 385 mm

Power supply / Alimentazione / Speisung / Alimentation

Current Corrente Spannung Courant	Power Potenza Leistung Puissance	Source Lumens Lumen Sorgente Lumen Quelle Lumen à la source @3000K	Delivered Lumens Lumen Reali Reale Lumen Lumen réels @3000K
--	---	--	---

350mA	4W	480lm	380lm
-------	----	-------	-------

500mA	6W	660lm	520lm
-------	----	-------	-------

700mA	8,5W	850lm	680lm
-------	------	-------	-------

900mA	11W	1050lm	850lm
-------	-----	--------	-------

Compatible DRIVERS / DRIVERS compatibili / Kompatible DRIVER / DRIVER compatibles

Current Corrente Spannung Courant	Compatible DRIVERS DRIVERS compatibili Kompatible DRIVER DRIVER compatibles	N° of connectable items N° articoli collegabili N° anschließbaren Artikel N° d'éléments connectables
--	--	---

350mA	026.250: DRIVER ON/OFF min2,8W max4,2W	1
	026.251: DRIVER ON/OFF min6W max8,8W	2
	026.300: DRIVER DIM PUSH/0-10V/DALI 16,1W	1-3

500mA	026.238: DRIVER ON/OFF min5,5W max9W	1
	026.237: DRIVER ON/OFF min11W max18W	2
	026.300: DRIVER DIM PUSH/0-10V/DALI 16,1W	1-3

700mA	026.323: DRIVER ON/OFF min6,3 max11,2W	1
	026.255: DRIVER ON/OFF min11,9W max18,2W	2
	026.307: DRIVER DIM PUSH/1-10V/DALI 40.6W	1-4

900mA	026.216: DRIVER ON/OFF min9W max19,8W	1
	026.246: DRIVER ON/OFF min17,1W max24,3W	2
	026.307: DRIVER DIM PUSH/1-10V/DALI 40.6W	1-4

Accessories / Accessori / Zubehöre / Accessoires

099.142 Emergency Kit / Kit emergenza / Notfall-Kit / Kit d'urgence (P.644)

Additional lenses: visit 9010.it / Lenti aggiuntive: visita il sito 9010.it

Zusätzliche Linsen: Besuchen Sie die Website 9010.it / Lentilles supplémentaires : visitez le site 9010.it



IP20

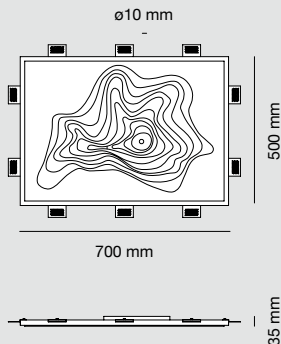
C.C.
[m.A.]

Lenses with opening angle of 30° 40° 50° available on request.

Lenti con angolo di apertura di 30° 40° 50° disponibili su richiesta.

Linsen mit Öffnungswinkeln von 30°, 40°, 50° auf Anfrage erhältlich.

Lentilles avec angle d'ouverture 30° 40° 50° disponibles sur demande.



Article code / Codice articolo / Artikelnummer / Code de l'article

DRIVER not included / DRIVER non incluso / DRIVER nicht inbegriffen / DRIVER non inclus

- 5516R-30187~ LED 20°-350/500/700/900mA-3000K-CRI90
- 5516R-27187~ LED 20°-350/500/700/900mA-2700K-CRI90
- 5516R-40187~ LED 20°-350/500/700/900mA-4000K-CRI90

Weight / Peso / Gewicht / Poids

7,1 Kg

Materials / Materiali / Materialien / Matériaux

CRISTALY® Paintable / Colorabile / Färbbar / Colorable

Plasterboard hole / Foro cartongesso / Bohrung im Gipskarton / Trou pour plaque de plâtre

705 x 505 mm

Power supply / Alimentazione / Speisung / Alimentation

Current Corrente Spannung Courant	Power Potenza Leistung Puissance	Source Lumens Lumen Sorgente Lumen Quelle Lumen à la source @3000K	Delivered Lumens Lumen Reali Reale Lumen Lumen réels @3000K
350mA	4W	480lm	380lm
500mA	6W	660lm	520lm
700mA	8,5W	850lm	680lm
900mA	11W	1050lm	850lm

Compatible DRIVERS / DRIVERS compatibili / Kompatible DRIVER / DRIVER compatibles

Current Corrente Spannung Courant	Compatible DRIVERS DRIVERS compatibili Kompatible DRIVER DRIVER compatibles	N° of connectable items N° articoli collegabili N° anschließbaren Artikel N° d'éléments connectables
350mA	026.250: DRIVER ON/OFF min2,8W max4,2W	1
	026.251: DRIVER ON/OFF min6W max8,8W	2
	026.300: DRIVER DIM PUSH/0-10V/DALI 16,1W	1-3
500mA	026.238: DRIVER ON/OFF min5,5W max9W	1
	026.237: DRIVER ON/OFF min11W max18W	2
	026.300: DRIVER DIM PUSH/0-10V/DALI 16,1W	1-3
700mA	026.323: DRIVER ON/OFF min6,3 max11,2W	1
	026.255: DRIVER ON/OFF min11,9W max18,2W	2
	026.307: DRIVER DIM PUSH/1-10V/DALI 40.6W	1-4
900mA	026.216: DRIVER ON/OFF min9W max19,8W	1
	026.246: DRIVER ON/OFF min17,1W max24,3W	2
	026.307: DRIVER DIM PUSH/1-10V/DALI 40.6W	1-4

Accessories / Accessori / Zubehöre / Accessoires

099.142 Emergency Kit / Kit emergenza / Notfall-Kit / Kit d'urgence (P.644)

Additional lenses: visit 9010.it / Lenti aggiuntive: visita il sito 9010.it

Zusätzliche Linsen: Besuchen Sie die Website 9010.it / Lentilles supplémentaires : visitez le site 9010.it



Lenses with opening angle of 30° 40° 50° available on request.
 Lenti con angolo di apertura di 30° 40° 50° disponibili su richiesta.
 Linsen mit Öffnungswinkeln von 30°, 40°, 50° auf Anfrage erhältlich.
 Lentilles avec angle d'ouverture 30° 40° 50° disponibles sur demande.

4193 MILLI
4193B MILLI BIG
4194 MILLI ROUND
4194B MILLI ROUND BIG
4193F MILLI DOUBLE
4193G MILLI TRIS

Designed by 9010novantadiecì

EN The MILLI collection has been specially designed with a patented fixing system that is able to fit into a recessed space of only 15 mm. The CRISTALY® spotlights, thanks to LED technology, guarantee long-lasting lighting and low energy consumption.

IT La collezione MILLI è stata appositamente studiata con un sistema di fissaggio brevettato capace di inserirsi in uno spazio di incasso di soli 15 mm. I faretti in CRISTALY®, grazie alla tecnologia LED, garantiscono un'illuminazione a lunga durata e un basso consumo energetico.

DE Die Kollektion MILLI wurde eigens mit einem patentierten Befestigungssystem entwickelt, mit dem die Leuchten in einen Einbauplatz von nur 15 mm eingesetzt werden können. Dank der LED-Technologie gewährleisten die Spots aus CRISTALY® eine langlebige Beleuchtung und einen niedrigen Energieverbrauch.

FR La collection MILLI a été spécialement conçue avec un système de fixation breveté en mesure de s'insérer dans un espace encastré de seulement 15 mm. Grâce à la technologie LED, les spots en CRISTALY® garantissent un éclairage durable et une faible consommation d'énergie.



Art. 4193B

Art. 4194



Art.
4193
4194

Ceiling recessed lighting
Incasso a plafone
Decken-Einbauleuchten
Encastrés Plafonds

IN JUST 15 MM
IN SOLI 15 MM
IN NUR 15 MM
EN SEULEMENT 15 MM

EN Simple, sophisticated designs that conceal a high-tech heart: in addition to the patented fixing system and minimum recessing, these stunning products offer IP44 cover, so they can also be installed in damp places, guaranteeing the wonderful light of 9010novantadieci LEDs. Even in just 15 mm, 9010novantadieci offers modern, functional models to complete any project.

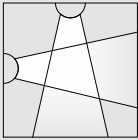
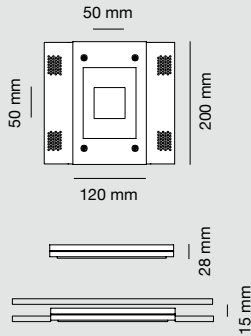
IT Design semplici e ricercati che nascondono un cuore tecnologico: oltre al sistema di fissaggio brevettato e allo spazio di incasso minimo, questi spettacolari prodotti presentano un grado di schermo IP44: possono quindi essere installati anche in ambienti umidi, garantendo la luce meravigliosa dei LED 9010. Anche in soli 15 mm, 9010 propone dei modelli moderni e funzionali che completano ogni progetto.

DE Einfaches und raffiniertes design, das ein technologisches herz verbirgt: Neben dem patentierten Befestigungssystem und dem minimalen Aussparungsraum haben diese spektakulären Produkte die schutzart IP44: Sie können daher auch in feuchten Umgebungen installiert werden und garantieren das wunderbare Licht der 9010novantadieci-LEDs. Selbst in nur 15 mm bietet 9010novantadieci moderne und funktionale Modelle, die jedes Projekt vervollständigen.

FR Des designs simples et recherchés qui cachent un cœur technologique: outre le système de fixation breveté et l'espace d'encastrement minimum, ces produits spectaculaires présentent un degré de cover IP44: ils peuvent donc être installés dans des pièces humides et garantir la merveilleuse lumière des LED 9010novantadieci. Dans 15 mm seulement, 9010novantadieci propose des modèles modernes et fonctionnels qui complètent chaque projet.



- 1** CRISTALY® frame with metal wings for stable and precise fixing
Corpo in CRISTALY® con alette per un fissaggio preciso e stabile
Körper aus CRISTALY® mit kleinen Platten zur präzisen und stabilen Befestigung
Boîtier CRISTALY® avec ailettes pour une fixation précise et stable
- 2** Aluminium plate heat diffuser
Piastra in alluminio con funzione di dissipazione del calore
Aluminiumplatte zur Wärmeableitung
Plaque en aluminium avec fonction de dissipation de la chaleur
- 3** High performance LEDs
LED dalle elevate caratteristiche illuminotecniche
LED-Leuchten mit ausgezeichneten beleuchtungstechnischen Eigenschaften
LED aux caractéristiques d'éclairage élevées
- 4** In just 15 mm thickness!
In soli 15 mm di spessore!
In nur 15 mm Stärke!
Seulement 15 mm d'épaisseur!

**Article code / Codice articolo / Artikelnummer / Code de l'article**

DRIVER not included / DRIVER non incluso / DRIVER nicht inbegriffen / DRIVER non inclus

4193-3006 LED 6.5W-350mA-850lm-3000K-CRI90

4193-2706 LED 6.5W-350mA-800lm-2700K-CRI90

4193-4006 LED 6.5W-350mA-900lm-4000K-CRI90

4193-3008 LED 13W-700mA-1600lm-3000K-CRI90

4193-2708 LED 13W-700mA-1500lm-2700K-CRI90

4193-4008 LED 13W-700mA-1700lm-4000K-CRI90

Weight / Peso / Gewicht / Poids

0,7 Kg

Materials / Materiali / Materialien / Matériaux

CRISTALY® Paintable / Colorabile / Färbbar / Colorable

Cover / Schermo / Schutzschirm aus / Écran

Glass diffuser (included) / Diffusore in vetro (incluso) / Glasdiffusor (inbegriffen) / Diffuseur en verre (inclus)

Plasterboard hole / Foro cartongesso / Bohrung im Gipskarton / Trou pour plaque de plâtre

205 x 125 mm

Compatible DRIVERS / DRIVER compatibili / Kompatible DRIVER / DRIVERS compatibles

Electrical part / Parte elettrica / Elektrischer Teil / Partie électrique: 6.5W-350mA

026.251 DRIVER ON/OFF min6W max8,8W 350mA

026.252 DRIVER ON/OFF min12,6W max18,2W 350mA

026.221 DRIVER ON/OFF min9,8W max35W 350mA

026.300 DRIVER DIM PUSH/0-10V/DALI 16,1W 350mA

026.187 DRIVER DIM 0-10V 35W 350mA

026.185 DRIVER DIM PUSH/DALI 35W 350mA

Electrical part / Parte elettrica / Elektrischer Teil / Partie électrique: 13W-700mA

026.255 DRIVER ON/OFF min11,9W max18,2W 700mA

026.256 DRIVER ON/OFF min25,2W max35,7W 700mA

026.300 DRIVER DIM PUSH/0-10V/DALI 28W 700mA

026.307 DRIVER DIM PUSH/1-10V/DALI 40.6W 700mA

Accessories / Accessori / Zubehöre / Accessoires

023.492 Housing box for brickwork / Controcassa per muratura

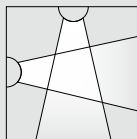
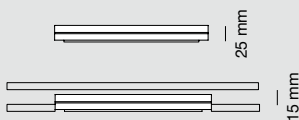
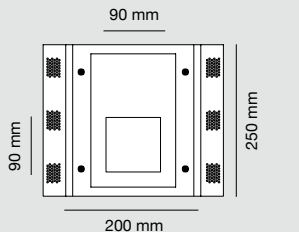
Einbaugehäuse für Betonwand / Boîtier pour béton/briques

[Housing box / Controcassa / Gegengehäuses / Contre-caisse 210 x 220 x 30 mm]

[Hole / Foro / Bohrung / Trou 240 x 250 x 40 mm]

099.142 Emergency Kit / Kit emergenza / Notfall-Kit / Kit d'urgence (P.644)



**Article code / Codice articolo / Artikelnummer / Code de l'article**

DRIVER not included / DRIVER non incluso / DRIVER nicht inbegriffen / DRIVER non inclus

4193B-3024 LED 8W-350mA-1100lm-3000K-CRI85

4193B-2724 LED 8W-350mA-1050lm-2700K-CRI85

4193B-4024 LED 8W-350mA-1160lm-4000K-CRI85

4193B-3025 LED 16W-700mA-2200lm-3000K-CRI85

4193B-2725 LED 16W-700mA-2090lm-2700K-CRI85

4193B-4025 LED 16W-700mA-2330lm-4000K-CRI85

Weight / Peso / Gewicht / Poids

1,3 Kg

Materials / Materiali / Materialien / Matériaux

CRISTALY® Paintable / Colorabile / Färbbar / Colorable

Cover / Schermo / Schutzschirm aus / Écran

Glass diffuser (included) / Diffusore in vetro (incluso) / Glasdiffusor (inbegriffen) / Diffuseur en verre (inclus)

Plasterboard hole / Foro cartongesso / Bohrung im Gipskarton / Trou pour plaque de plâtre

205 x 255 mm

Compatible DRIVERS / DRIVER compatibili / Kompatible DRIVER / DRIVERS compatibles

Electrical part / Parte elettrica / Elektrischer Teil / Partie électrique: 8W-350mA

026.251 DRIVER ON/OFF min6W max8,8W 350mA

026.252 DRIVER ON/OFF min12,6W max18,2W 350mA

026.221 DRIVER ON/OFF min9,8W max35W 350mA

026.300 DRIVER DIM PUSH/0-10V/DALI 16,1W 350mA

026.187 DRIVER DIM 0-10V 35W 350mA

026.185 DRIVER DIM PUSH/DALI 35W 350mA

Electrical part / Parte elettrica / Elektrischer Teil / Partie électrique: 16W-700mA

026.255 DRIVER ON/OFF min11,9W max18,2W 700mA

026.256 DRIVER ON/OFF min25,2W max35,7W 700mA

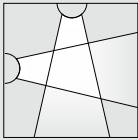
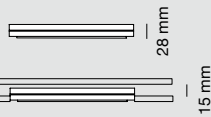
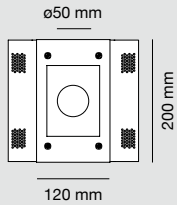
026.300 DRIVER DIM PUSH/0-10V/DALI 28W 700mA

026.307 DRIVER DIM PUSH/1-10V/DALI 40.6W 700mA

Accessories / Accessori / Zubehöre / Accessoires

099.142 Emergency Kit / Kit emergenza / Notfall-Kit / Kit d'urgence (P.644)



**Article code / Codice articolo / Artikelnummer / Code de l'article**

DRIVER not included / DRIVER non incluso / DRIVER nicht inbegriffen / DRIVER non inclus

4194-3006 LED 6.5W-350mA-850lm-3000K-CRI90

4194-2706 LED 6.5W-350mA-800lm-2700K-CRI90

4194-4006 LED 6.5W-350mA-900lm-4000K-CRI90

4194-3008 LED 13W-700mA-1600lm-3000K-CRI90

4194-2708 LED 13W-700mA-1500lm-2700K-CRI90

4194-4008 LED 13W-700mA-1700lm-4000K-CRI90

Weight / Peso / Gewicht / Poids

0,7 Kg

Materials / Materiali / Materialien / Matériaux

CRISTALY® Paintable / Colorabile / Färbbar / Colorable

Cover / Schermo / Schutzschirm aus / Écran

Glass diffuser (included) / Diffusore in vetro (incluso) / Glasdiffusor (inbegriffen) / Diffuseur en verre (inclus)

Plasterboard hole / Foro cartongesso / Bohrung im Gipskarton / Trou pour plaque de plâtre

205 x 125 mm

Compatible DRIVERS / DRIVER compatibili / Kompatible DRIVER / DRIVERS compatibles

Electrical part / Parte elettrica / Elektrischer Teil / Partie électrique: 6.5W-350mA

026.251 DRIVER ON/OFF min6W max8,8W 350mA

026.252 DRIVER ON/OFF min12,6W max18,2W 350mA

026.221 DRIVER ON/OFF min9,8W max35W 350mA

026.300 DRIVER DIM PUSH/0-10V/DALI 16,1W 350mA

026.187 DRIVER DIM 0-10V 35W 350mA

026.185 DRIVER DIM PUSH/DALI 35W 350mA

Electrical part / Parte elettrica / Elektrischer Teil / Partie électrique: 13W-700mA

026.255 DRIVER ON/OFF min11,9W max18,2W 700mA

026.256 DRIVER ON/OFF min25,2W max35,7W 700mA

026.300 DRIVER DIM PUSH/0-10V/DALI 28W 700mA

026.307 DRIVER DIM PUSH/1-10V/DALI 40.6W 700mA

Accessories / Accessori / Zubehöre / Accessoires

023.492 Housing box for brickwork / Controcassa per muratura

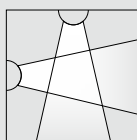
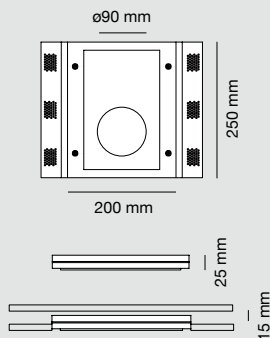
Einbaugehäuse für Betonwand / Boîtier pour béton/briques

[Housing box / Controcassa / Gegengehäuses / Contre-caisse 210 x 220 x 30 mm]

[Hole / Foro / Bohrung / Trou 240 x 250 x 40 mm]

099.142 Emergency Kit / Kit emergenza / Notfall-Kit / Kit d'urgence (P.644)



**Article code / Codice articolo / Artikelnummer / Code de l'article**

DRIVER not included / DRIVER non incluso / DRIVER nicht inbegriffen / DRIVER non inclus

4194B-3006 LED 6.5W-350mA-850lm-3000K-CRI90

4194B-2706 LED 6.5W-350mA-800lm-2700K-CRI90

4194B-4006 LED 6.5W-350mA-900lm-4000K-CRI90

4194B-3008 LED 13W-700mA-1600lm-3000K-CRI90

4194B-2708 LED 13W-700mA-1500lm-2700K-CRI90

4194B-4008 LED 13W-700mA-1700lm-4000K-CRI90

Weight / Peso / Gewicht / Poids

1,35 Kg

Materials / Materiali / Materialien / Matériaux

CRISTALY® Paintable / Colorabile / Färbbar / Colorable

Cover / Schermo / Schutzschirm aus / Écran

Glass diffuser (included) / Diffusore in vetro (incluso) / Glasdiffusor (inbegriffen) / Diffuseur en verre (inclus)

Plasterboard hole / Foro cartongesso / Bohrung im Gipskarton / Trou pour plaque de plâtre

205 x 255 mm

Compatible DRIVERS / DRIVER compatibili / Kompatible DRIVER / DRIVERS compatibles

Electrical part / Parte elettrica / Elektrischer Teil / Partie électrique: 6.5W-350mA

026.251 DRIVER ON/OFF min6W max8,8W 350mA

026.252 DRIVER ON/OFF min12,6W max18,2W 350mA

026.221 DRIVER ON/OFF min9,8W max35W 350mA

026.300 DRIVER DIM PUSH/0-10V/DALI 16,1W 350mA

026.187 DRIVER DIM 0-10V 35W 350mA

026.185 DRIVER DIM PUSH/DALI 35W 350mA

Electrical part / Parte elettrica / Elektrischer Teil / Partie électrique: 13W-700mA

026.255 DRIVER ON/OFF min11,9W max18,2W 700mA

026.256 DRIVER ON/OFF min25,2W max35,7W 700mA

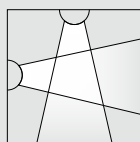
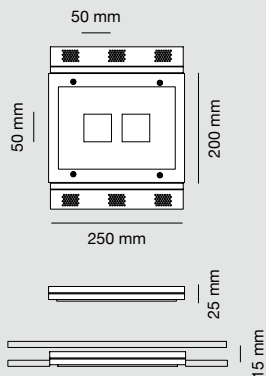
026.300 DRIVER DIM PUSH/0-10V/DALI 28W 700mA

026.307 DRIVER DIM PUSH/1-10V/DALI 40.6W 700mA

Accessories / Accessori / Zubehöre / Accessoires

099.142 Emergency Kit / Kit emergenza / Notfall-Kit / Kit d'urgence (P.644)



**Article code / Codice articolo / Artikelnummer / Code de l'article**

DRIVER not included / DRIVER non incluso / DRIVER nicht inbegriffen / DRIVER non inclus

4193F-3006 LED 2x6.5W-350mA-1700lm-3000K-CRI90

4193F-2706 LED 2x6.5W-350mA-1600lm-2700K-CRI90

4193F-4006 LED 2x6.5W-350mA-1800lm-4000K-CRI90

Weight / Peso / Gewicht / Poids

1,5 Kg

Materials / Materiali / Materialien / Matériaux

CRISTALY® Paintable / Colorabile / Färbbar / Colorable

Cover / Schermo / Schutzschirm aus / Écran

Glass diffuser (included) / Diffusore in vetro (incluso) / Glasdiffusor (inbegriffen) / Diffuseur en verre (inclus)

Plasterboard hole / Foro cartongesso / Bohrung im Gipskarton / Trou pour plaque de plâtre

255 x 205 mm

Compatible DRIVERS / DRIVER compatibili / Kompatible DRIVER / DRIVERS compatibles

026.252 DRIVER ON/OFF min12,6W max18,2W 350mA

026.221 DRIVER ON/OFF min9,8W max35W 350mA

026.300 DRIVER DIM PUSH/0-10V/DALI 16,1W 350mA

026.187 DRIVER DIM 0-10V 35W 350mA

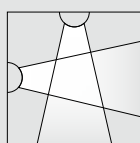
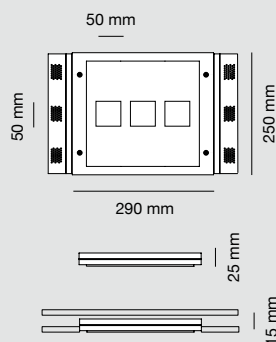
026.185 DRIVER DIM PUSH/DALI 35W 350mA

Accessories / Accessori / Zubehöre / Accessoires

099.142 Emergency Kit / Kit emergenza / Notfall-Kit / Kit d'urgence (P.644)



4193G MILLI TRIS

**Article code / Codice articolo / Artikelnummer / Code de l'article**

DRIVER not included / DRIVER non incluso / DRIVER nicht inbegriffen / DRIVER non inclus

4193G-3006 LED 3x6.5W-350mA-2550lm-3000K-CRI90

4193G-2706 LED 3x6.5W-350mA-2400lm-2700K-CRI90

4193G-4006 LED 3x6.5W-350mA-2700lm-4000K-CRI90

Weight / Peso / Gewicht / Poids

2,05 Kg

Materials / Materiali / Materialien / Matériaux

CRISTALY® Paintable / Colorabile / Färbbar / Colorable

Cover / Schermo / Schutzschirm aus / Écran

Glass diffuser (included) / Diffusore in vetro (incluso) / Glasdiffusor (inbegriffen) / Diffuseur en verre (inclus)

Plasterboard hole / Foro cartongesso / Bohrung im Gipskarton / Trou pour plaque de plâtre

295 x 255 mm

Compatible DRIVERS / DRIVER compatibili / Kompatible DRIVER / DRIVERS compatibles

026.221 DRIVER ON/OFF min9,8W max35W 350mA

026.187 DRIVER DIM 0-10V 35W 350mA

026.185 DRIVER DIM PUSH/DALI 35W 350mA

Accessories / Accessori / Zubehöre / Accessoires

099.142 Emergency Kit / Kit emergenza / Notfall-Kit / Kit d'urgence (P.644)



4044B MODILLION

4177 CEFEO

4039B AQUILA

4045B REGOLO

4045C GLINDA

Designed by 9010novantadieci

EN A versatile solution must be able to meet different decorative needs, visual comfort and energy efficiency. Recessed CRISTALY® LED ceiling spotlights allow one to minimize the impact on architecture, maximizing the properties of the light.

IT Una soluzione versatile deve essere capace di soddisfare diverse esigenze di allestimento, comfort visivo ed efficienza energetica. I faretti a LED in CRISTALY® da incasso per il soffitto consentono di ridurre al minimo l'impatto sull'architettura, valorizzando al massimo le proprietà della luce.

DE Eine vielseitige Lösung muss imstande sein, verschiedensten Gestaltungsanforderungen zu entsprechen sowie Sichtkomfort und Energieeffizienz zu bieten. Die LED-Einbaudeckenspots aus CRISTALY® haben einen minimalen Einfluss auf die Architektur und bringen zugleich die Eigenschaften des Lichts optimal zur Geltung.

FR Une solution polyvalente doit pouvoir répondre à différentes exigences en termes de design, de confort visuel et d'efficacité énergétique. Les spots plafonniers encastrés à LED en CRISTALY® minimisent l'impact sur l'architecture tout en maximisant les propriétés de la lumière.



Art. 4039B

Private house - London, UK



Art. 4045B

Private house - London, UK
Arch. Francesco Stimamiglio



Art. 4177

Private house "Casa Nicoletta" - Roma, Italy
 Studio Diele Kerciku Architetture
 Ph. Chiara Pasqualini

Art. 4044B



Art.
 4044B
 4177
 4039B 4045

Ceiling recessed lighting
 Incasso a plafone
 Decken-Einbauleuchten
 Encastrés Plafonds



Art. 4044B

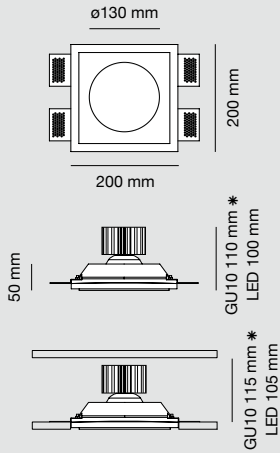


Art. 4039B

Adjustable spotlight 30°
Lampadina orientabile di 30°
Schwenkbares Leuchtmittel 30°
Ampoule pivotante 30°

Art.
4044B
4177
4039B 4045

Ceiling recessed lighting
Incasso a plafone
Decken-Einbauleuchten
Encastrés Plafonds



Article code / Codice articolo / Artikelnummer / Code de l'article

Bulb not included / Lampadina non inclusa / Leuchtmittel nicht inbegriffen / Ampoule non incluse
4044B-35 GU10 ø111 MAX 20W-240V

DRIVER not included / DRIVER non incluso / DRIVER nicht inbegriffen / DRIVER non inclus

4044B-3006 LED 6.5W-350mA-850lm-3000K-CRI90
4044B-2706 LED 6.5W-350mA-800lm-2700K-CRI90
4044B-4006 LED 6.5W-350mA-900lm-4000K-CRI90

4044B-3008 LED 13W-700mA-1600lm-3000K-CRI90
4044B-2708 LED 13W-700mA-1500lm-2700K-CRI90
4044B-4008 LED 13W-700mA-1700lm-4000K-CRI90

Weight / Peso / Gewicht / Poids

1,8 Kg

Materials / Materiali / Materialien / Matériaux

CRISTALY® Paintable / Colorabile / Färbbar / Colorable

Cover / Schermo / Schutzschirm aus / Écran

Glass diffuser (included) / Diffusore in vetro (incluso) / Glasdiffusor (inbegriffen) / Diffuseur en verre (inclus)

Plasterboard hole / Foro cartongesso / Bohrung im Gipskarton / Trou pour plaque de plâtre
 205 x 205 mm

Compatible DRIVERS / DRIVER compatibili / Kompatible DRIVER / DRIVERS compatibles

Electrical part / Parte elettrica / Elektrischer Teil / Partie électrique: 6.5W-350mA

026.251 DRIVER ON/OFF min6W max8,8W 350mA
 026.252 DRIVER ON/OFF min12,6W max18,2W 350mA
 026.221 DRIVER ON/OFF min9,8W max35W 350mA
 026.300 DRIVER DIM PUSH/0-10V/DALI 16,1W 350mA
 026.187 DRIVER DIM 0-10V 35W 350mA
 026.185 DRIVER DIM PUSH/DALI 35W 350mA

Electrical part / Parte elettrica / Elektrischer Teil / Partie électrique: 13W-700mA

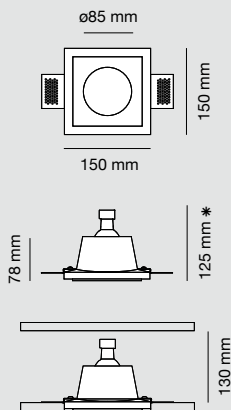
026.255 DRIVER ON/OFF min11,9W max18,2W 700mA
 026.256 DRIVER ON/OFF min25,2W max35,7W 700mA
 026.300 DRIVER DIM PUSH/0-10V/DALI 28W 700mA
 026.307 DRIVER DIM PUSH/1-10V/DALI 40.6W 700mA

Accessories / Accessori / Zubehöre / Accessoires

023.447 Housing box for brickwork / Controcassa per muratura
 Einbaugehäuse für Betonwand / Boîtier pour béton/briques
 [Housing box / Controcassa / Gegengehäuses / Contre-caisse 200 x 200 x 120 mm]
 [Hole / Foro / Bohrung / Trou 230 x 230 x 130 mm]
 099.142 Emergency Kit / Kit emergenza / Notfall-Kit / Kit d'urgence (P.644)



* Height including H75 mm lamp and lampholder
 Altezza inclusa lampadina H75 mm e portalampada
 Höhe inkl. H75 mm Lampe und Fassung
 Hauteur compris ampoule H75 mm et source

**Article code / Codice articolo / Artikelnummer / Code de l'article**

DRIVER not included / DRIVER non incluso / DRIVER nicht inbegriffen / DRIVER non inclus
 Bulb not included / Lampadina non inclusa / Leuchtmittel nicht inbegriffen / Ampoule non incluse
 4177-35 GU10 ø50 MAX 35W-240V

Weight / Peso / Gewicht / Poids

0,9 Kg

Materials / Materiali / Materialien / Matériaux

CRISTALY® Paintable / Colorabile / Färbbar / Colorable

Cover / Schermo / Schutzschirm aus / Écran

Glass diffuser (included) / Diffusore in vetro (incluso) / Glasdiffusor (inbegriffen) / Diffuseur en verre (inclus)

Plasterboard hole / Foro cartongesso / Bohrung im Gipskarton / Trou pour plaque de plâtre

155 x 155 mm

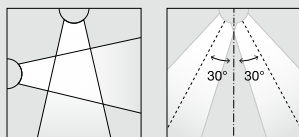
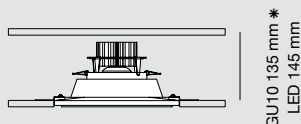
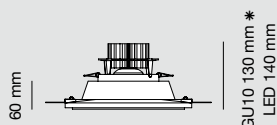
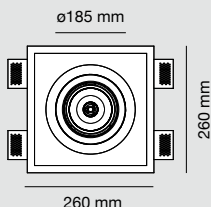
Accessories / Accessori / Zubehöre / Accessoires

023.416 Housing box for brickwork / Controcassa per muratura
 Einbaugehäuse für Betonwand / Boîtier pour béton/briques
 [Housing box / Controcassa / Gegengehäuses / Contre-caisse 155 x 155 x 130 mm]
 [Hole / Foro / Bohrung / Trou 185 x 185 x 140 mm]

L011-30161 LED 7W 220-240V 3000K 60°
 L012-30163 LED 9W 220-240V 3000K 60°
 L014-30161 LED 7W 220-240V 3000K 30°
 L015-30163 LED 9W 220-240V 3000K 30°

P20
P44

* Height including OSRAM GU10 H52 mm lamp and lampholder
 Altezza inclusa lampadina OSRAM GU10 H52 mm e portalampada
 Höhe inkl. OSRAM GU10 H52 mm Lampe und Fassung
 Hauteur compris ampoule OSRAM GU10 H52 mm et source



Article code / Codice articolo / Artikelnummer / Code de l'article

Bulb not included / Lampadina non inclusa / Leuchtmittel nicht inbegriffen / Ampoule non incluse
 4039B-35 GU10 ø111 MAX 35W-240V

DRIVER not included / DRIVER non incluso / DRIVER nicht inbegriffen / DRIVER non inclus

- 4039B-3006 LED 6.5W-350mA-850lm-3000K-CRI90
- 4039B-2706 LED 6.5W-350mA-800lm-2700K-CRI90
- 4039B-4006 LED 6.5W-350mA-900lm-4000K-CRI90

- 4039B-3008 LED 13W-700mA-1600lm-3000K-CRI90
- 4039B-2708 LED 13W-700mA-1500lm-2700K-CRI90
- 4039B-4008 LED 13W-700mA-1700lm-4000K-CRI90

Weight / Peso / Gewicht / Poids

2,35 Kg

Materials / Materiali / Materialien / Matériaux

CRISTALY® Paintable / Colorabile / Färbbar / Colorable

Plasterboard hole / Foro cartongesso / Bohrung im Gipskarton / Trou pour plaque de plâtre

265 x 265 mm

Compatible DRIVERS / DRIVER compatibili / Kompatible DRIVER / DRIVERS compatibles

Electrical part / Parte elettrica / Elektrischer Teil / Partie électrique: 6.5W-350mA

- 026.251 DRIVER ON/OFF min6W max8,8W 350mA
- 026.252 DRIVER ON/OFF min12,6W max18,2W 350mA
- 026.221 DRIVER ON/OFF min9,8W max35W 350mA
- 026.300 DRIVER DIM PUSH/0-10V/DALI 16,1W 350mA
- 026.187 DRIVER DIM 0-10V 35W 350mA
- 026.185 DRIVER DIM PUSH/DALI 35W 350mA

Electrical part / Parte elettrica / Elektrischer Teil / Partie électrique: 13W-700mA

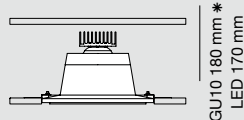
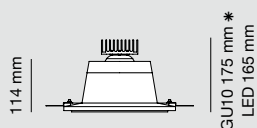
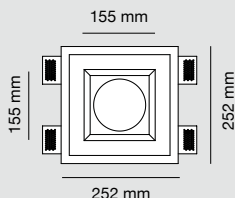
- 026.255 DRIVER ON/OFF min11,9W max18,2W 700mA
- 026.256 DRIVER ON/OFF min25,2W max35,7W 700mA
- 026.300 DRIVER DIM PUSH/0-10V/DALI 28W 700mA
- 026.307 DRIVER DIM PUSH/1-10V/DALI 40.6W 700mA

Accessories / Accessori / Zubehöre / Accessoires

- 023.475 Housing box for brickwork / Controcassa per muratura
 Einbaugehäuse für Betonwand / Boîtier pour béton/briques
 [Housing box / Controcassa / Gegengehäuses / Contre-caisse 265 x 265 x 150 mm]
 [Hole / Foro / Bohrung / Trou 295 x 295 x 160 mm]
- 099.142 Emergency Kit / Kit emergenza / Notfall-Kit / Kit d'urgence (P.644)



* Height including GU10 H75 mm lamp and lampholder
 Altezza inclusa lampadina GU10 H75 mm e portalampada
 Höhe inkl. GU10 H75mm Lampe und Fassung
 Hauteur compris ampoule GU10 H75mm et source

**Article code / Codice articolo / Artikelnummer / Code de l'article**

Bulb not included / Lampadina non inclusa / Leuchtmittel nicht inbegriffen / Ampoule non incluse
 4045B-35 GU10 ø111 MAX 20W-240V

DRIVER not included / DRIVER non incluso / DRIVER nicht inbegriffen / DRIVER non inclus

4045B-3006 LED 6.5W-350mA-850lm-3000K-CRI90

4045B-2706 LED 6.5W-350mA-800lm-2700K-CRI90

4045B-4006 LED 6.5W-350mA-900lm-4000K-CRI90

4045B-3008 LED 13W-700mA-1600lm-3000K-CRI90

4045B-2708 LED 13W-700mA-1500lm-2700K-CRI90

4045B-4008 LED 13W-700mA-1700lm-4000K-CRI90

Weight / Peso / Gewicht / Poids

2,55 Kg

Materials / Materiali / Materialien / Matériaux

CRISTALY® Paintable / Colorabile / Färbbar / Colorable

Cover / Schermo / Schutzschirm aus / Écran

Satin finish polycarbonate diffuser (included) / Diffusore in polycarbonato satinato (incluso)
 Diffusor aus mattem Polycarbonat (inbegriffen) / Diffuseur en polycarbonate satiné (inclus)

Plasterboard hole / Foro cartongesso / Bohrung im Gipskarton / Trou pour plaque de plâtre
 255 x 255 mm

Compatible DRIVERS / DRIVER compatibili / Kompatible DRIVER / DRIVERS compatibles

Electrical part / Parte elettrica / Elektrischer Teil / Partie électrique: 6.5W-350mA

026.251 DRIVER ON/OFF min6W max8,8W 350mA

026.252 DRIVER ON/OFF min12,6W max18,2W 350mA

026.221 DRIVER ON/OFF min9,8W max35W 350mA

026.300 DRIVER DIM PUSH/0-10V/DALI 16,1W 350mA

026.187 DRIVER DIM 0-10V 35W 350mA

026.185 DRIVER DIM PUSH/DALI 35W 350mA

Electrical part / Parte elettrica / Elektrischer Teil / Partie électrique: 13W-700mA

026.255 DRIVER ON/OFF min11,9W max18,2W 700mA

026.256 DRIVER ON/OFF min25,2W max35,7W 700mA

026.300 DRIVER DIM PUSH/0-10V/DALI 28W 700mA

026.307 DRIVER DIM PUSH/1-10V/DALI 40.6W 700mA

Accessories / Accessori / Zubehöre / Accessoires

023.477 Housing box for brickwork / Controcassa per muratura

Einbauehäuse für Betonwand / Boîtier pour béton/briques

[Housing box / Controcassa / Gegengehäuses / Contre-caisse 255 x 255 x 170 mm]

[Hole / Foro / Bohrung / Trou 285 x 285 x 180 mm]

099.142 Emergency Kit / Kit emergenza / Notfall-Kit / Kit d'urgence (P.644)



(GU10)



(LED)

IP20



(LED)

C.C.

[m.A.] (LED)

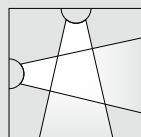
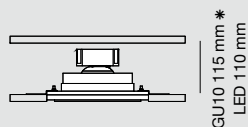
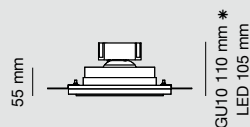
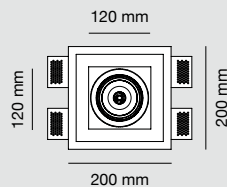


(LED)



(LED)

* Height including GU10 H75 mm lamp and lampholder
 Altezza inclusa lampadina GU10 H75 mm e portalampada
 Höhe inkl. GU10 H75mm Lampe und Fassung
 Hauteur compris ampoule GU10 H75mm et source



Article code / Codice articolo / Artikelnummer / Code de l'article

Bulb not included / Lampadina non inclusa / Leuchtmittel nicht inbegriffen / Ampoule non incluse
 4045C-35 GU10 ø111 MAX 20W-240V

DRIVER not included / DRIVER non incluso / DRIVER nicht inbegriffen / DRIVER non inclus

- 4045C-3006 LED 6.5W-350mA-850lm-3000K-CRI90
- 4045C-2706 LED 6.5W-350mA-800lm-2700K-CRI90
- 4045C-4006 LED 6.5W-350mA-900lm-4000K-CRI90
- 4045C-3008 LED 13W-700mA-1600lm-3000K-CRI90
- 4045C-2708 LED 13W-700mA-1500lm-2700K-CRI90
- 4045C-4008 LED 13W-700mA-1700lm-4000K-CRI90

Weight / Peso / Gewicht / Poids

1,65 Kg

Materials / Materiali / Materialien / Matériaux

CRISTALY® Paintable / Colorabile / Färbbar / Colorable

Plasterboard hole / Foro cartongesso / Bohrung im Gipskarton / Trou pour plaque de plâtre

205 x 205 mm

Compatible DRIVERS / DRIVER compatibili / Kompatible DRIVER / DRIVERS compatibles

Electrical part / Parte elettrica / Elektrischer Teil / Partie électrique: 6.5W-350mA

- 026.251 DRIVER ON/OFF min6W max8,8W 350mA
- 026.252 DRIVER ON/OFF min12,6W max18,2W 350mA
- 026.221 DRIVER ON/OFF min9,8W max35W 350mA
- 026.300 DRIVER DIM PUSH/0-10V/DALI 16,1W 350mA
- 026.187 DRIVER DIM 0-10V 35W 350mA
- 026.185 DRIVER DIM PUSH/DALI 35W 350mA

Electrical part / Parte elettrica / Elektrischer Teil / Partie électrique: 13W-700mA

- 026.255 DRIVER ON/OFF min11,9W max18,2W 700mA
- 026.256 DRIVER ON/OFF min25,2W max35,7W 700mA
- 026.300 DRIVER DIM PUSH/0-10V/DALI 28W 700mA
- 026.307 DRIVER DIM PUSH/1-10V/DALI 40.6W 700mA

Accessories / Accessori / Zubehöre / Accessoires

- 023.477 Housing box for brickwork / Controcassa per muratura
 Einbaugehäuse für Betonwand / Boîtier pour béton/briques
 [Housing box / Controcassa / Gegengehäuses / Contre-caisse 200 x 200 x 120 mm]
 [Hole / Foro / Bohrung / Trou 230 x 230 x 130 mm]
- 099.142 Emergency Kit / Kit emergenza / Notfall-Kit / Kit d'urgence (P.644)



* Height including GU10 H75 mm lamp and lampholder
 Altezza inclusa lampadina GU10 H75 mm e portalamпада
 Höhe inkl. GU10 H75mm Lampe und Fassung
 Hauteur compris ampoule GU10 H75mm et source

4046 ORIONE BIG 4105 ORIONE SMALL 4053 ORIONE 4052 ORIONE DOUBLE 4054 ORIONE TRIS

Designed by 9010novantadiecì

EN The ORIONE collection, with its essential design, proves to be a perfect point of light to be used alone or in effect-creating compositions. Its glass diffuser, combined with its CRISTALY® recessed body, guarantees an excellent luminous yield.

IT La collezione ORIONE, con il suo design essenziale, si dimostra un perfetto punto luce ad uso singolo o per composizioni d'effetto. Il diffusore in vetro combinato al corpo ad incasso in CRISTALY® garantisce un'ottima resa luminosa.

DE Die Leuchten der Kollektion ORIONE stellen mit ihrem essentiellen Design perfekte Lichtpunkte dar und können sowohl einzeln als auch für effektvolle Kompositionen verwendet werden. Der Glasdiffusor, kombiniert mit einem Einbaukörper aus CRISTALY®, gewährleistet eine ausgezeichnete Lichtausbeute.

FR La collection ORIONE, avec son design essentiel, s'avère être un point d'éclairage parfait s'il est seul ou pour des compositions fascinantes. Le diffuseur en verre combiné au corps encastré en CRISTALY® garantit un excellent rendu lumineux.

Art.		Ceiling recessed lighting
4046		Incasso a plafone
4105	4052	Decken-Einbauleuchten
4053	4054	Encastrés Plafonds



Art. 4053

Private house - Vicenza, Italy

Art.
4046
4105 4052
4053 4054

Ceiling recessed lighting
Incasso a plafone
Decken-Einbauleuchten
Encastrés Plafonds



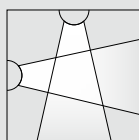
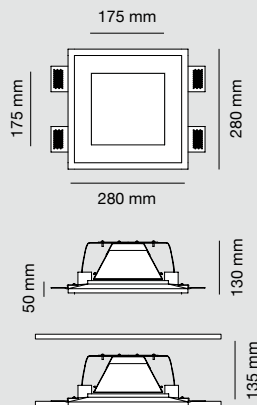
Art. 4105

Private house - Barcellona Pozzo Di Gotto, Italy
Arch. Biagio Giarrizzo

Art.
4046
4105 4052
4053 4054

Ceiling recessed lighting
Incasso a plafone
Decken-Einbauleuchten
Encastrés Plafonds

9010novantadiecì Indoor



Article code / Codice articolo / Artikelnummer / Code de l'article

DRIVER not included / DRIVER non incluso / DRIVER nicht inbegriffen / DRIVER non inclus

4046-3025 LED 16W-700mA-2200lm-3000K-CRI85

4046-2725 LED 16W-700mA-2090lm-2700K-CRI85

4046-4025 LED 16W-700mA-2330lm-4000K-CRI85

Weight / Peso / Gewicht / Poids

3 Kg

Materials / Materiali / Materialien / Matériaux

CRISTALY® Paintable / Colorabile / Färbbar / Colorable

Cover / Schermo / Schutzschirm aus / Écran

Glass diffuser (included) / Diffusore in vetro (incluso) / Glasdiffusor (inbegriffen) / Diffuseur en verre (inclus)

Plasterboard hole / Foro cartongesso / Bohrung im Gipskarton / Trou pour plaque de plâtre

285 x 285 mm

Compatible DRIVERS / DRIVER compatibili / Kompatible DRIVER / DRIVERS compatibles

026.255 DRIVER ON/OFF min11,9W max18,2W 700mA

026.256 DRIVER ON/OFF min25,2W max35,7W 700mA

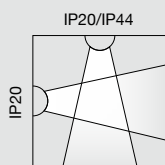
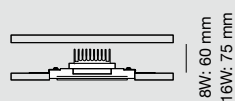
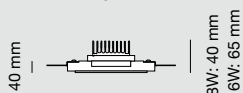
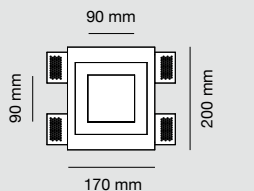
026.300 DRIVER DIM PUSH/0-10V/DALI 28W 700mA

026.307 DRIVER DIM PUSH/1-10V/DALI 40.6W 700mA

Accessories / Accessori / Zubehöre / Accessoires

099.142 Emergency Kit / Kit emergenza / Notfall-Kit / Kit d'urgence (P.644)



**Article code / Codice articolo / Artikelnummer / Code de l'article**

DRIVER not included / DRIVER non incluso / DRIVER nicht inbegriffen / DRIVER non inclus

4105-3024 LED 8W-350mA-1100lm-3000K-CRI85

4105-2724 LED 8W-350mA-1050lm-2700K-CRI85

4105-4024 LED 8W-350mA-1160lm-4000K-CRI85

4105-3025 LED 16W-700mA-2200lm-3000K-CRI85

4105-2725 LED 16W-700mA-2090lm-2700K-CRI85

4105-4025 LED 16W-700mA-2330lm-4000K-CRI85

Weight / Peso / Gewicht / Poids

1,2 Kg

Materials / Materiali / Materialien / Matériaux

CRISTALY® Paintable / Colorabile / Färbbar / Colorable

Cover / Schermo / Schutzschirm aus / Écran

Glass diffuser (included) / Diffusore in vetro (incluso) / Glasdiffusor (inbegriffen) / Diffuseur en verre (inclus)

Plasterboard hole / Foro cartongesso / Bohrung im Gipskarton / Trou pour plaque de plâtre

205 x 175 mm

Compatible DRIVERS / DRIVER compatibili / Kompatible DRIVER / DRIVERS compatibles

Electrical part / Parte elettrica / Elektrischer Teil / Partie électrique: 8W-350mA

026.251 DRIVER ON/OFF min6W max8,8W 350mA

026.252 DRIVER ON/OFF min12,6W max18,2W 350mA

026.221 DRIVER ON/OFF min9,8W max35W 350mA

026.300 DRIVER DIM PUSH/0-10V/DALI 16,1W 350mA

026.187 DRIVER DIM 0-10V 35W 350mA

026.185 DRIVER DIM PUSH/DALI 35W 350mA

Electrical part / Parte elettrica / Elektrischer Teil / Partie électrique: 16W-700mA

026.255 DRIVER ON/OFF min11,9W max18,2W 700mA

026.256 DRIVER ON/OFF min25,2W max35,7W 700mA

026.300 DRIVER DIM PUSH/0-10V/DALI 28W 700mA

026.307 DRIVER DIM PUSH/1-10V/DALI 40.6W 700mA

Accessories / Accessori / Zubehör / Accessoires

023.471 Housing box for brickwork / Controcassa per muratura

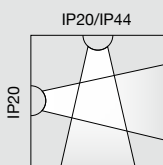
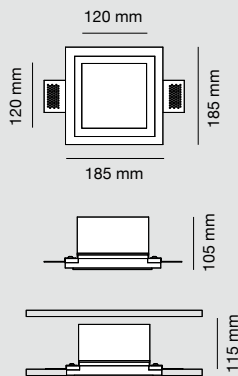
Einbaugehäuse für Betonwand / Boîtier pour béton/briques

[Housing box / Controcassa / Gegengehäuses / Contre-caisse 175 x 140 x 75 mm]

[Hole / Foro / Bohrung / Trou 205 x 170 x 85 mm]

099.142 Emergency Kit / Kit emergenza / Notfall-Kit / Kit d'urgence (P.644)

IP20
IP44



Article code / Codice articolo / Artikelnummer / Code de l'article

DRIVER not included / DRIVER non incluso / DRIVER nicht inbegriffen / DRIVER non inclus

4053-3006 LED 6.5W-350mA-850lm-3000K-CRI90

4053-2706 LED 6.5W-350mA-800lm-2700K-CRI90

4053-4006 LED 6.5W-350mA-900lm-4000K-CRI90

Weight / Peso / Gewicht / Poids

1,65 Kg

Materials / Materiali / Materialien / Matériaux

CRISTALY® Paintable / Colorabile / Färbbar / Colorable

Cover / Schermo / Schutzschirm aus / Écran

Glass diffuser (included) / Diffusore in vetro (incluso) / Glasdiffusor (inbegriffen) / Diffuseur en verre (inclus)

Plasterboard hole / Foro cartongesso / Bohrung im Gipskarton / Trou pour plaque de plâtre

190 x 190 mm

Compatible DRIVERS / DRIVER compatibili / Kompatible DRIVER / DRIVERS compatibles

026.251 DRIVER ON/OFF min6W max8,8W 350mA

026.252 DRIVER ON/OFF min12,6W max18,2W 350mA

026.221 DRIVER ON/OFF min9,8W max35W 350mA

026.300 DRIVER DIM PUSH/0-10V/DALI 16,1W 350mA

026.187 DRIVER DIM 0-10V 35W 350mA

026.185 DRIVER DIM PUSH/DALI 35W 350mA

Accessories / Accessori / Zubehöre / Accessoires

023.414 Housing box for brickwork / Controcassa per muratura

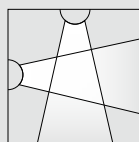
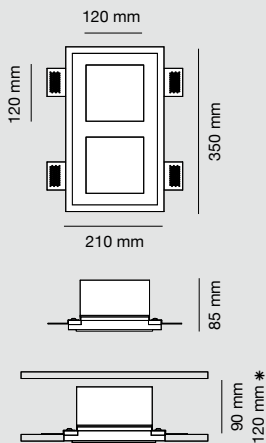
Einbaugehäuse für Betonwand / Boîtier pour béton/briques

[Housing box / Controcassa / Gegengehäuses / Contre-caisse 185 x 205 x 105 mm]

[Hole / Foro / Bohrung / Trou 215 x 235 x 115 mm]

099.142 Emergency Kit / Kit emergenza / Notfall-Kit / Kit d'urgence (P.644)





Article code / Codice articolo / Artikelnummer / Code de l'article

DRIVER not included / DRIVER non incluso / DRIVER nicht inbegriffen / DRIVER non inclus

4052-3003 LED 13.5W-24Vdc-1500lm-3000K-CRI90

4052-2703 LED 13.5W-24Vdc-1400lm-2700K-CRI90

4052-4003 LED 13.5W-24Vdc-1575lm-4000K-CRI90

Weight / Peso / Gewicht / Poids

3,9 Kg

Materials / Materiali / Materialien / Matériaux

CRISTALY® Paintable / Colorabile / Färbbar / Colorable

Cover / Schermo / Schutzschirm aus / Écran

Glass diffuser (included) / Diffusore in vetro (incluso) / Glasdiffusor (inbegriffen) / Diffuseur en verre (inclus)

Plasterboard hole / Foro cartongesso / Bohrung im Gipskarton / Trou pour plaque de plâtre

355 x 215 mm

Compatible DRIVERS / DRIVER compatibili / Kompatible DRIVER / DRIVERS compatibles

026.259 DRIVER ON/OFF 30W 24Vdc

026.260 DRIVER ON/OFF 60W 24Vdc

026.261 DRIVER ON/OFF 150W 24Vdc

026.301 DRIVER DIM PUSH/0-10V/DALI 24W 24Vdc

026.209 DRIVER DIM PUSH/1-10V 60W 24Vdc

026.190 + 026.260 DRIVER DIM PUSH/0-10V/DALI 60W 24Vdc

026.190 + 026.261 DRIVER DIM PUSH/0-10V/DALI 150W 24Vdc

Accessories / Accessori / Zubehöre / Accessoires

023.454 Housing box for brickwork / Controcassa per muratura

Einbaugeschäule für Betonwand / Boîtier pour béton/briques

[Housing box / Controcassa / Gegengehäuses / Contre-caisse 335 x 185 x 115 mm]

[Hole / Foro / Bohrung / Trou 365 x 215 x 125 mm]

099.142 Emergency Kit / Kit emergenza / Notfall-Kit / Kit d'urgence (P.644)



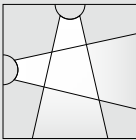
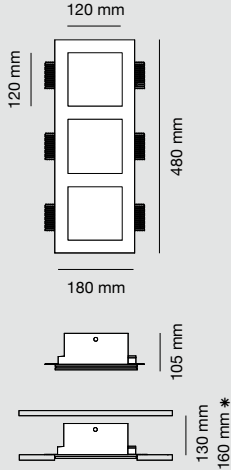
IP20



C.V.
[V]



* Measure with driver in counterceiling
Misura con alimentatore in controsoffitto
Abmessung mit Betriebsgerät in der Zwischendecke
Mesure avec alimentation en contre-plafond



Article code / Codice articolo / Artikelnummer / Code de l'article

DRIVER not included / DRIVER non incluso / DRIVER nicht inbegriffen / DRIVER non inclus

- 4054-3003 LED 21W-24Vdc-2500lm-3000K-CRI90
- 4054-2703 LED 21W-24Vdc-2400lm-2700K-CRI90
- 4054-4003 LED 21W-24Vdc-2600lm-4000K-CRI90

Weight / Peso / Gewicht / Poids

3,4 Kg

Materials / Materiali / Materialien / Matériaux

CRISTALY® Paintable / Colorabile / Färbbar / Colorable

Cover / Schermo / Schutzschirm aus / Écran

Glass diffuser (included) / Diffusore in vetro (incluso) / Glasdiffusor (inbegriffen) / Diffuseur en verre (inclus)

Plasterboard hole / Foro cartongesso / Bohrung im Gipskarton / Trou pour plaque de plâtre

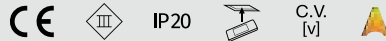
485 x 185 mm

Compatible DRIVERS / DRIVER compatibili / Kompatible DRIVER / DRIVERS compatibles

- 026.259 DRIVER ON/OFF 30W 24Vdc
- 026.260 DRIVER ON/OFF 60W 24Vdc
- 026.261 DRIVER ON/OFF 150W 24Vdc
- 026.301 DRIVER DIM PUSH/0-10V/DALI 24W 24Vdc
- 026.209 DRIVER DIM PUSH/1-10V 60W 24Vdc
- 026.190 + 026.260 DRIVER DIM PUSH/0-10V/DALI 60W 24Vdc
- 026.190 + 026.261 DRIVER DIM PUSH/0-10V/DALI 150W 24Vdc

Accessories / Accessori / Zubehöre / Accessoires

- 023.415 Housing box for brickwork / Controcassa per muratura
Einbaugehäuse für Betonwand / Boîtier pour béton/briques
[Housing box / Controcassa / Gegengehäuses / Contre-caisse 485 x 185 x 115 mm]
[Hole / Foro / Bohrung / Trou 515 x 215 x 125 mm]
- 099.142 Emergency Kit / Kit emergenza / Notfall-Kit / Kit d'urgence (P.644)



* Measure with driver in counterceiling
Misura con alimentatore in controsoffitto
Abmessung mit Betriebsgerät in der Zwischendecke
Mesure avec alimentation en contre-plafond

4174 AURIGA
4175 GRU
4176 LYRA
4178 ANDROMEDA
4179 PEGASO
4180 CASSIOPEA
4181 PERSEO
4183 OFIUCO
4210 IDRA
4215 ARA
4216 ARA ROUND
4218 QUIRK
4218A QUARK
4275 GRU SMALL
4276 LYRA SMALL
4277 CEFEO SMALL
4278 ANDROMEDA SMALL
4280 CASSIOPEA SMALL
4281 PERSEO SMALL

Designed by 9010novantadiecì

EN In increasingly fluid environments, where domestic and work needs meet, lighting becomes a fundamental element in the regulation of psychophysical well being. CRISTALY® recessed ceiling spotlights are points of light that are multifaceted, functional and easy to install.

IT In ambienti sempre più fluidi, in cui esigenze domestiche e lavorative si incontrano, la luce diventa elemento fondamentale per regolare il benessere psicofisico. I faretti da incasso in CRISTALY® sono punti a luce diffusa poliedrici, funzionali e facili da installare.

DE In einem Ambiente, in dem Wohn- und Arbeitsanforderungen immer mehr ineinander fließen, wird Licht zu einem zentralen Element zur Erhaltung des geistigen und körperlichen Wohlbefindens. Die Einbauspots aus CRISTALY® sind vielseitige, funktionale und einfach zu installierende Lichtpunkte, die diffuses Licht verbreiten.

FR La lumière devient un élément fondamental dans la régulation du bien-être psychophysique, dans des environnements de plus en plus fluides, où les exigences domestiques et professionnelles se rencontrent. Les spots encastrés en CRISTALY® sont des points d'éclairage diffus, polyvalents, fonctionnels et faciles à installer.





Art. 4280

Private house - Brescia, Italy

Art. 4180

Private house - Roma, Italy
Arch. Antonio Matarrese





Art. 4277



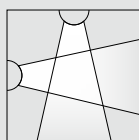
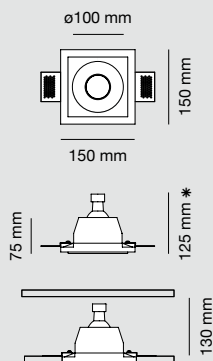
Art. 4218



Art. 4183, 4215, 4216

Adjustable spotlight 30°
Lampadina orientabile di 30°
Schwenkbares Leuchtmittel 30°
Ampoule pivotante 30°

4174 AURIGA



Article code / Codice articolo / Artikelnummer / Code de l'article

Bulb not included / Lampadina non inclusa / Leuchtmittel nicht inbegriffen / Ampoule non incluse
4174-35 GU10 ø50 MAX 35W-240V

Weight / Peso / Gewicht / Poids

0,85 Kg

Materials / Materiali / Materialien / Matériaux

CRISTALY® Paintable / Colorabile / Färbbar / Colorable

Plasterboard hole / Foro cartongesso / Bohrung im Gipskarton / Trou pour plaque de plâtre
155 x 155 mm

Accessories / Accessori / Zubehöre / Accessoires

023.416 Housing box for brickwork / Controcassa per muratura
Einbauehäuse für Betonwand / Boîtier pour béton/briques
[Housing box / Controcassa / Gegengehäuses / Contre-caisse 155 x 155 x 130 mm]
[Hole / Foro / Bohrung / Trou 185 x 185 x 140 mm]

L011-30161 LED 7W 220-240V 3000K 60°

L012-30163 LED 9W 220-240V 3000K 60°

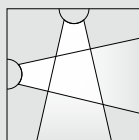
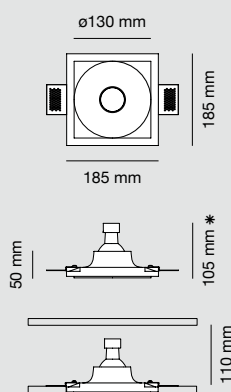
L014-30161 LED 7W 220-240V 3000K 30°

L015-30163 LED 9W 220-240V 3000K 30°



* Height including OSRAM GU10 H52 mm lamp and lampholder
Altezza inclusa lampadina OSRAM GU10 H52 mm e portalampada
Höhe inkl. OSRAM GU10 H52 mm Lampe und Fassung
Hauteur compris ampoule OSRAM GU10 H52 mm et source

4175 GRU



Article code / Codice articolo / Artikelnummer / Code de l'article

Bulb not included / Lampadina non inclusa / Leuchtmittel nicht inbegriffen / Ampoule non incluse
4175-35 GU10 ø50 MAX 35W-240V

Weight / Peso / Gewicht / Poids

1,1 Kg

Materials / Materiali / Materialien / Matériaux

CRISTALY® Paintable / Colorabile / Färbbar / Colorable

Plasterboard hole / Foro cartongesso / Bohrung im Gipskarton / Trou pour plaque de plâtre
190 x 190 mm

Accessories / Accessori / Zubehöre / Accessoires

023.448 Housing box for brickwork / Controcassa per muratura
Einbauehäuse für Betonwand / Boîtier pour béton/briques
[Housing box / Controcassa / Gegengehäuses / Contre-caisse 190 x 190 x 125 mm]
[Hole / Foro / Bohrung / Trou 220 x 220 x 135 mm]

L011-30161 LED 7W 220-240V 3000K 60°

L012-30163 LED 9W 220-240V 3000K 60°

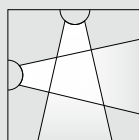
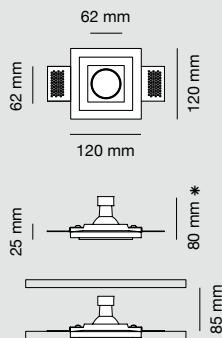
L014-30161 LED 7W 220-240V 3000K 30°

L015-30163 LED 9W 220-240V 3000K 30°



* Height including OSRAM GU10 H52 mm lamp and lampholder
Altezza inclusa lampadina OSRAM GU10 H52 mm e portalampada
Höhe inkl. OSRAM GU10 H52 mm Lampe und Fassung
Hauteur compris ampoule OSRAM GU10 H52 mm et source

4176 LYRA



Article code / Codice articolo / Artikelnummer / Code de l'article

Bulb not included / Lampadina non inclusa / Leuchtmittel nicht inbegriffen / Ampoule non incluse
4176-35 GU10 ø50 MAX 35W-240V

Weight / Peso / Gewicht / Poids

0,45 Kg

Materials / Materiali / Materialien / Matériaux

CRISTALY® Paintable / Colorabile / Färbbar / Colorable

Plasterboard hole / Foro cartongesso / Bohrung im Gipskarton / Trou pour plaque de plâtre
125 x 125 mm

Accessories / Accessori / Zubehöre / Accessoires

023.402 Housing box for brickwork / Controcassa per muratura
Einbauehäuse für Betonwand / Boîtier pour béton/briques
[Housing box / Controcassa / Gegengehäuses / Contre-caisse 125 x 125 x 130 mm]
[Hole / Foro / Bohrung / Trou 155 x 155 x 140 mm]

L011-30161 LED 7W 220-240V 3000K 60°

L012-30163 LED 9W 220-240V 3000K 60°

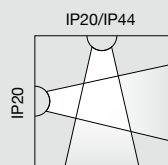
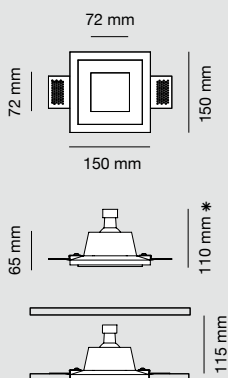
L014-30161 LED 7W 220-240V 3000K 30°

L015-30163 LED 9W 220-240V 3000K 30°



* Height including OSRAM GU10 H52 mm lamp and lampholder
Altezza inclusa lampadina OSRAM GU10 H52 mm e portalampada
Höhe inkl. OSRAM GU10 H52 mm Lampe und Fassung
Hauteur compris ampoule OSRAM GU10 H52 mm et source

4178 ANDROMEDA



Article code / Codice articolo / Artikelnummer / Code de l'article

Bulb not included / Lampadina non inclusa / Leuchtmittel nicht inbegriffen / Ampoule non incluse
4178-35 GU10 ø50 MAX 35W-240V

Weight / Peso / Gewicht / Poids

0,9 Kg

Materials / Materiali / Materialien / Matériaux

CRISTALY® Paintable / Colorabile / Färbbar / Colorable

Cover / Schermo / Schutzschirm aus / Écran

Glass diffuser (included) / Diffusore in vetro (incluso) / Glasdiffusor (inbegriffen) / Diffuseur en verre (inclus)

Plasterboard hole / Foro cartongesso / Bohrung im Gipskarton / Trou pour plaque de plâtre
155 x 155 mm

Accessories / Accessori / Zubehöre / Accessoires

023.416 Housing box for brickwork / Controcassa per muratura
Einbauehäuse für Betonwand / Boîtier pour béton/briques
[Housing box / Controcassa / Gegengehäuses / Contre-caisse 155 x 155 x 130 mm]
[Hole / Foro / Bohrung / Trou 185 x 185 x 140 mm]

L011-30161 LED 7W 220-240V 3000K 60°

L012-30163 LED 9W 220-240V 3000K 60°

L014-30161 LED 7W 220-240V 3000K 30°

L015-30163 LED 9W 220-240V 3000K 30°



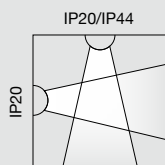
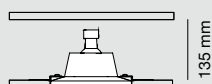
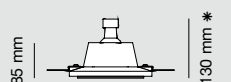
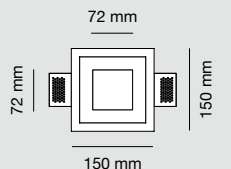
* Height including OSRAM GU10 H52 mm lamp and lampholder
Altezza inclusa lampadina OSRAM GU10 H52 mm e portalampada
Höhe inkl. OSRAM GU10 H52 mm Lampe und Fassung
Hauteur compris ampoule OSRAM GU10 H52 mm et source

Ceiling recessed lighting
Incasso a plafone
Decken-Einbauleuchten
Encastrés Plafonds

Art.
4174 [...] 4281

9010novantadieci Indoor

4178B ANDROMEDA R



Article code / Codice articolo / Artikelnummer / Code de l'article

Bulb not included / Lampadina non inclusa / Leuchtmittel nicht inbegriffen / Ampoule non incluse
4178B-35 GU10 ø50 MAX 35W-240V

Weight / Peso / Gewicht / Poids

1,4 Kg

Materials / Materiali / Materialien / Matériaux

CRISTALY® Paintable / Colorabile / Färbbar / Colorable

Plasterboard hole / Foro cartongesso / Bohrung im Gipskarton / Trou pour plaque de plâtre
155 x 155 mm

Accessories / Accessori / Zubehöre / Accessoires

023.416 Housing box for brickwork / Controcassa per muratura
Einbaugehäuse für Betonwand / Boîtier pour béton/briques
[Housing box / Controcassa / Gegengehäuses / Contre-caisse 155 x 155 x 130 mm]
[Hole / Foro / Bohrung / Trou 185 x 185 x 140 mm]

L011-30161 LED 7W 220-240V 3000K 60°

L012-30163 LED 9W 220-240V 3000K 60°

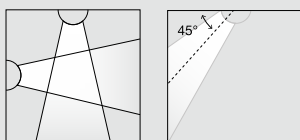
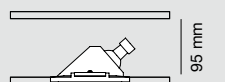
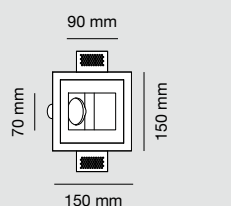
L014-30161 LED 7W 220-240V 3000K 30°

L015-30163 LED 9W 220-240V 3000K 30°



* Height including OSRAM GU10 H52 mm lamp and lampholder
Altezza inclusa lampadina OSRAM GU10 H52 mm e portalampada
Höhe inkl. OSRAM GU10 H52 mm Lampe und Fassung
Hauteur compris ampoule OSRAM GU10 H52 mm et source

4179 PEGASO



Article code / Codice articolo / Artikelnummer / Code de l'article

Bulb not included / Lampadina non inclusa / Leuchtmittel nicht inbegriffen / Ampoule non incluse
4179-35 GU10 ø50 MAX 35W-240V

Weight / Peso / Gewicht / Poids

0,85 Kg

Materials / Materiali / Materialien / Matériaux

CRISTALY® Paintable / Colorabile / Färbbar / Colorable

Plasterboard hole / Foro cartongesso / Bohrung im Gipskarton / Trou pour plaque de plâtre
155 x 155 mm

Accessories / Accessori / Zubehöre / Accessoires

023.416 Housing box for brickwork / Controcassa per muratura
Einbaugehäuse für Betonwand / Boîtier pour béton/briques
[Housing box / Controcassa / Gegengehäuses / Contre-caisse 155 x 190 x 130 mm]
[Hole / Foro / Bohrung / Trou 185 x 220 x 140 mm]

L011-30161 LED 7W 220-240V 3000K 60°

L012-30163 LED 9W 220-240V 3000K 60°

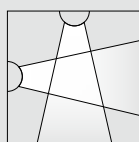
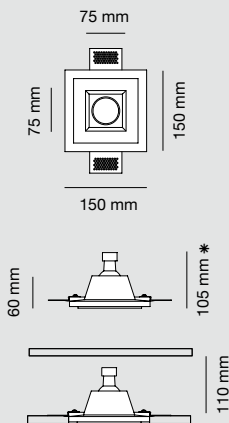
L014-30161 LED 7W 220-240V 3000K 30°

L015-30163 LED 9W 220-240V 3000K 30°



* Height including OSRAM GU10 H52 mm lamp and lampholder
Altezza inclusa lampadina OSRAM GU10 H52 mm e portalampada
Höhe inkl. OSRAM GU10 H52 mm Lampe und Fassung
Hauteur compris ampoule OSRAM GU10 H52 mm et source

4180 CASSIOPEA



Article code / Codice articolo / Artikelnummer / Code de l'article

Bulb not included / Lampadina non inclusa / Leuchtmittel nicht inbegriffen / Ampoule non incluse
4180-35 GU10 ø50 MAX 35W-240V

Weight / Peso / Gewicht / Poids

0,75 Kg

Materials / Materiali / Materialien / Matériaux

CRISTALY® Paintable / Colorabile / Färbbar / Colorable

Plasterboard hole / Foro cartongesso / Bohrung im Gipskarton / Trou pour plaque de plâtre
155 x 155 mm

Accessories / Accessori / Zubehöre / Accessoires


023.416 Housing box for brickwork / Controcassa per muratura
Einbauehäuse für Betonwand / Boîtier pour béton/briques
[Housing box / Controcassa / Gegengehäuses / Contre-caisse 155 x 155 x 130 mm]
[Hole / Foro / Bohrung / Trou 185 x 185 x 140 mm]

L011-30161 LED 7W 220-240V 3000K 60°

L012-30163 LED 9W 220-240V 3000K 60°

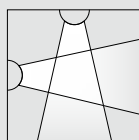
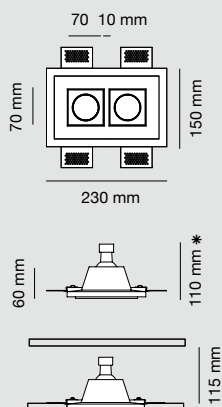
L014-30161 LED 7W 220-240V 3000K 30°

L015-30163 LED 9W 220-240V 3000K 30°



* Height including OSRAM GU10 H52 mm lamp and lampholder
Altezza inclusa lampadina OSRAM GU10 H52 mm e portalampada
Höhe inkl. OSRAM GU10 H52 mm Lampe und Fassung
Hauteur compris ampoule OSRAM GU10 H52 mm et source

4180A CASSIOPEA DOUBLE



Article code / Codice articolo / Artikelnummer / Code de l'article

Bulb not included / Lampadina non inclusa / Leuchtmittel nicht inbegriffen / Ampoule non incluse
4180A-35 GU10 ø50 MAX 2x35W-240V

Weight / Peso / Gewicht / Poids

1,5 Kg

Materials / Materiali / Materialien / Matériaux

CRISTALY® Paintable / Colorabile / Färbbar / Colorable

Plasterboard hole / Foro cartongesso / Bohrung im Gipskarton / Trou pour plaque de plâtre
235 x 155 mm

Accessories / Accessori / Zubehöre / Accessoires

023.456 Housing box for brickwork / Controcassa per muratura
Einbauehäuse für Betonwand / Boîtier pour béton/briques
[Housing box / Controcassa / Gegengehäuses / Contre-caisse 235 x 155 x 115 mm]
[Hole / Foro / Bohrung / Trou 265 x 185 x 125 mm]

L011-30161 LED 7W 220-240V 3000K 60°

L012-30163 LED 9W 220-240V 3000K 60°

L014-30161 LED 7W 220-240V 3000K 30°

L015-30163 LED 9W 220-240V 3000K 30°

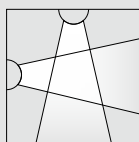
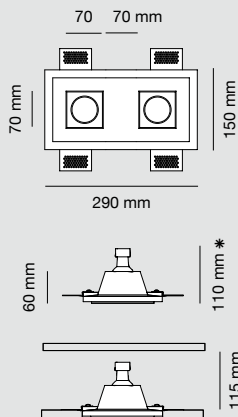


* Height including OSRAM GU10 H52 mm lamp and lampholder
Altezza inclusa lampadina OSRAM GU10 H52 mm e portalampada
Höhe inkl. OSRAM GU10 H52 mm Lampe und Fassung
Hauteur compris ampoule OSRAM GU10 H52 mm et source

Ceiling recessed lighting
Incasso a plafone
Decken-Einbauleuchten
Encastrés Plafonds

Art.
4174 [...] 4281

4180B CASSIOPEA LARGE



Article code / Codice articolo / Artikelnummer / Code de l'article

Bulb not included / Lampadina non inclusa / Leuchtmittel nicht inbegriffen / Ampoule non incluse
4180B-35 GU10 ø50 MAX 2x35W-240V

Weight / Peso / Gewicht / Poids

1,7 Kg

Materials / Materiali / Materialien / Matériaux

CRISTALY® Paintable / Colorabile / Färbbar / Colorable

Plasterboard hole / Foro cartongesso / Bohrung im Gipskarton / Trou pour plaque de plâtre
 295 x 155 mm

Accessories / Accessori / Zubehöre / Accessoires

023.457 Housing box for brickwork / Controcassa per muratura
 Einbaugehäuse für Betonwand / Boîtier pour béton/briques
 [Housing box / Controcassa / Gegengehäuses / Contre-caisse 295 x 155 x 115 mm]
 [Hole / Foro / Bohrung / Trou 325 x 185 x 125 mm]

L011-30161 LED 7W 220-240V 3000K 60°

L012-30163 LED 9W 220-240V 3000K 60°

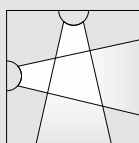
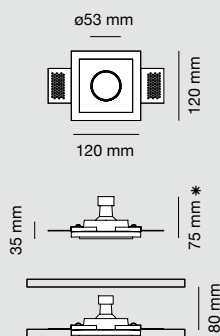
L014-30161 LED 7W 220-240V 3000K 30°

L015-30163 LED 9W 220-240V 3000K 30°



* Height including OSRAM GU10 H52 mm lamp and lampholder
 Altezza inclusa lampadina OSRAM GU10 H52 mm e portalampada
 Höhe inkl. OSRAM GU10 H52 mm Lampe und Fassung
 Hauteur compris ampoule OSRAM GU10 H52 mm et source

4181 PERSEO



Article code / Codice articolo / Artikelnummer / Code de l'article

Bulb not included / Lampadina non inclusa / Leuchtmittel nicht inbegriffen / Ampoule non incluse
4181-35 GU10 ø50 MAX 35W-240V

Weight / Peso / Gewicht / Poids

0,45 Kg

Materials / Materiali / Materialien / Matériaux

CRISTALY® Paintable / Colorabile / Färbbar / Colorable

Plasterboard hole / Foro cartongesso / Bohrung im Gipskarton / Trou pour plaque de plâtre
 125 x 125 mm

Accessories / Accessori / Zubehöre / Accessoires

023.402 Housing box for brickwork / Controcassa per muratura
 Einbaugehäuse für Betonwand / Boîtier pour béton/briques
 [Housing box / Controcassa / Gegengehäuses / Contre-caisse 125 x 125 x 130 mm]
 [Hole / Foro / Bohrung / Trou 155 x 155 x 140 mm]

L011-30161 LED 7W 220-240V 3000K 60°

L012-30163 LED 9W 220-240V 3000K 60°

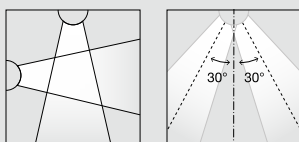
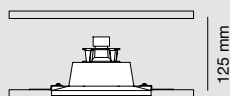
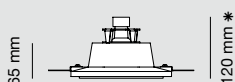
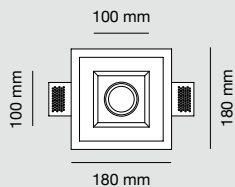
L014-30161 LED 7W 220-240V 3000K 30°

L015-30163 LED 9W 220-240V 3000K 30°



* Height including OSRAM GU10 H52 mm lamp and lampholder
 Altezza inclusa lampadina OSRAM GU10 H52 mm e portalampada
 Höhe inkl. OSRAM GU10 H52 mm Lampe und Fassung
 Hauteur compris ampoule OSRAM GU10 H52 mm et source

4183 OFIUCO



Article code / Codice articolo / Artikelnummer / Code de l'article

Bulb not included / Lampadina non inclusa / Leuchtmittel nicht inbegriffen / Ampoule non incluse
4183-35 GU10 ø50 MAX 35W-240V

Weight / Peso / Gewicht / Poids

1,15 Kg

Materials / Materiali / Materialien / Matériaux

CRISTALY® Paintable / Colorabile / Färbbar / Colorable

Plasterboard hole / Foro cartongesso / Bohrung im Gipskarton / Trou pour plaque de plâtre

185 x 185 mm

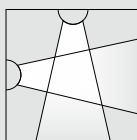
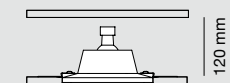
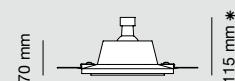
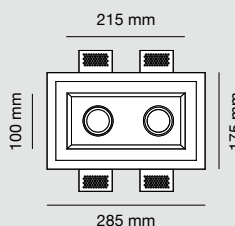
Accessories / Accessori / Zubehöre / Accessoires

023.448 Housing box for brickwork / Controcassa per muratura
 Einbaugehäuse für Betonwand / Boîtier pour béton/briques
 [Housing box / Controcassa / Gegengehäuses / Contre-caisse 190 x 190 x 125 mm]
 [Hole / Foro / Bohrung / Trou 220 x 220 x 135 mm]



* Height including OSRAM GU10 H52 mm lamp and lampholder
 Altezza inclusa lampadina OSRAM GU10 H52 mm e portalampada
 Höhe inkl. OSRAM GU10 H52 mm Lampe und Fassung
 Hauteur compris ampoule OSRAM GU10 H52 mm et source

4210 IDRA



Article code / Codice articolo / Artikelnummer / Code de l'article

Bulb not included / Lampadina non inclusa / Leuchtmittel nicht inbegriffen / Ampoule non incluse
4210-35 GU10 ø50 MAX 2x35W-240V

Weight / Peso / Gewicht / Poids

1,9 Kg

Materials / Materiali / Materialien / Matériaux

CRISTALY® Paintable / Colorabile / Färbbar / Colorable

Plasterboard hole / Foro cartongesso / Bohrung im Gipskarton / Trou pour plaque de plâtre

290 x 180 mm

Accessories / Accessori / Zubehöre / Accessoires

023.458 Housing box for brickwork / Controcassa per muratura
 Einbaugehäuse für Betonwand / Boîtier pour béton/briques
 [Housing box / Controcassa / Gegengehäuses / Contre-caisse 290 x 180 x 120 mm]
 [Hole / Foro / Bohrung / Trou 320 x 210 x 130 mm]

L011-30161 LED 7W 220-240V 3000K 60°

L012-30163 LED 9W 220-240V 3000K 60°

L014-30161 LED 7W 220-240V 3000K 30°

L015-30163 LED 9W 220-240V 3000K 30°



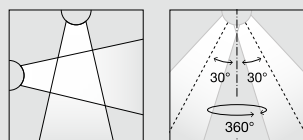
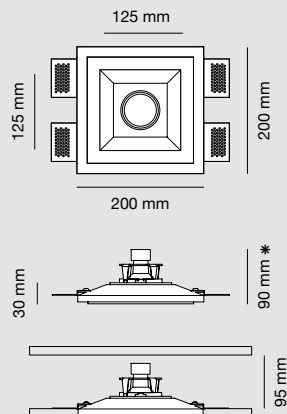
* Height including OSRAM GU10 H52 mm lamp and lampholder
 Altezza inclusa lampadina OSRAM GU10 H52 mm e portalampada
 Höhe inkl. OSRAM GU10 H52 mm Lampe und Fassung
 Hauteur compris ampoule OSRAM GU10 H52 mm et source

Ceiling recessed lighting
 Incasso a plafone
 Decken-Einbauleuchten
 Encastrés Plafonds

Art.
 4174 [...] 4281

9010novantadieci Indoor

4215 ARA



Article code / Codice articolo / Artikelnummer / Code de l'article

Bulb not included / Lampadina non inclusa / Leuchtmittel nicht inbegriffen / Ampoule non incluse
4215-35 GU10 ø50 MAX 35W-240V

Weight / Peso / Gewicht / Poids

1,2 Kg

Materials / Materiali / Materialien / Matériaux

CRISTALY® Paintable / Colorabile / Färbbar / Colorable

Plasterboard hole / Foro cartongesso / Bohrung im Gipskarton / Trou pour plaque de plâtre
205 x 205 mm

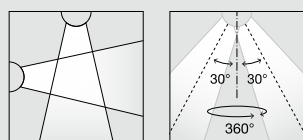
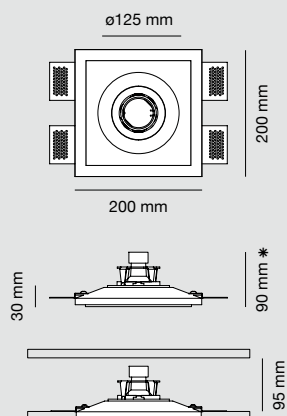
Accessories / Accessori / Zubehöre / Accessoires

023.447 Housing box for brickwork / Controcassa per muratura
Einbaugehäuse für Betonwand / Boîtier pour béton/briques
[Housing box / Controcassa / Gegengehäuses / Contre-caisse 200 x 200 x 120 mm]
[Hole / Foro / Bohrung / Trou 230 x 230 x 130 mm]



* Height including OSRAM GU10 H52 mm lamp and lampholder
Altezza inclusa lampadina OSRAM GU10 H52 mm e portalampada
Höhe inkl. OSRAM GU10 H52 mm Lampe und Fassung
Hauteur compris ampoule OSRAM GU10 H52 mm et source

4216 ARA ROUND



Article code / Codice articolo / Artikelnummer / Code de l'article

Bulb not included / Lampadina non inclusa / Leuchtmittel nicht inbegriffen / Ampoule non incluse
4216-35 GU10 ø50 MAX 35W-240V

Weight / Peso / Gewicht / Poids

1,3 Kg

Materials / Materiali / Materialien / Matériaux

CRISTALY® Paintable / Colorabile / Färbbar / Colorable

Plasterboard hole / Foro cartongesso / Bohrung im Gipskarton / Trou pour plaque de plâtre
205 x 205 mm

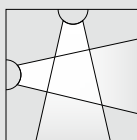
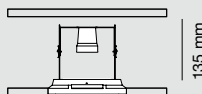
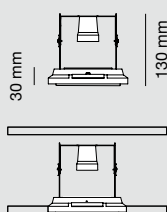
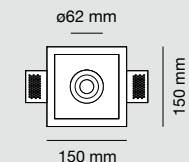
Accessories / Accessori / Zubehöre / Accessoires

023.447 Housing box for brickwork / Controcassa per muratura
Einbaugehäuse für Betonwand / Boîtier pour béton/briques
[Housing box / Controcassa / Gegengehäuses / Contre-caisse 200 x 200 x 120 mm]
[Hole / Foro / Bohrung / Trou 230 x 230 x 130 mm]



* Height including OSRAM GU10 H52 mm lamp and lampholder
Altezza inclusa lampadina OSRAM GU10 H52 mm e portalampada
Höhe inkl. OSRAM GU10 H52 mm Lampe und Fassung
Hauteur compris ampoule OSRAM GU10 H52 mm et source

4218 QUIRK



Article code / Codice articolo / Artikelnummer / Code de l'article

Bulb not included / Lampadina non inclusa / Leuchtmittel nicht inbegriffen / Ampoule non incluse
4218-39 E27 MAX 20W-240V

Weight / Peso / Gewicht / Poids

1 Kg


Materials / Materiali / Materialien / Matériaux

CRISTALY® Paintable / Colorabile / Färbbar / Colorable

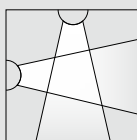
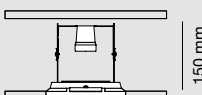
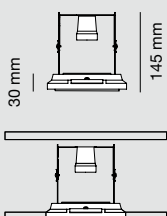
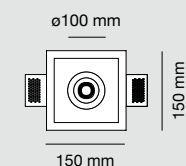
Plasterboard hole / Foro cartongesso / Bohrung im Gipskarton / Trou pour plaque de plâtre
155 x 155 mm

Accessories / Accessori / Zubehöre / Accessoires

023.416 Housing box for brickwork / Controcassa per muratura
Einbaugehäuse für Betonwand / Boîtier pour béton/briques
[Housing box / Controcassa / Gegengehäuses / Contre-caisse 155 x 155 x 130 mm]
[Hole / Foro / Bohrung / Trou 185 x 185 x 140 mm]



4218A QUARK



Article code / Codice articolo / Artikelnummer / Code de l'article

Bulb not included / Lampadina non inclusa / Leuchtmittel nicht inbegriffen / Ampoule non incluse
4218A-39 E27 MAX 20W-240V

Weight / Peso / Gewicht / Poids

1 Kg


Materials / Materiali / Materialien / Matériaux

CRISTALY® Paintable / Colorabile / Färbbar / Colorable

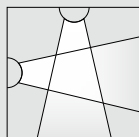
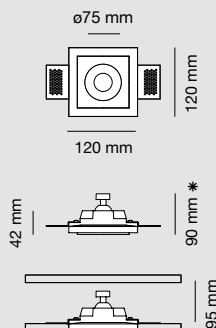
Plasterboard hole / Foro cartongesso / Bohrung im Gipskarton / Trou pour plaque de plâtre
155 x 155 mm

Accessories / Accessori / Zubehöre / Accessoires

023.416 Housing box for brickwork / Controcassa per muratura
Einbaugehäuse für Betonwand / Boîtier pour béton/briques
[Housing box / Controcassa / Gegengehäuses / Contre-caisse 155 x 155 x 130 mm]
[Hole / Foro / Bohrung / Trou 185 x 185 x 140 mm]



4275 GRU SMALL



Article code / Codice articolo / Artikelnummer / Code de l'article

Bulb not included / Lampadina non inclusa / Leuchtmittel nicht inbegriffen / Ampoule non incluse
4275-35 GU10 ø35 MAX 20W-240V

Weight / Peso / Gewicht / Poids

0,6 Kg

Materials / Materiali / Materialien / Matériaux

CRISTALY® Paintable / Colorabile / Färbbar / Colorable

Plasterboard hole / Foro cartongesso / Bohrung im Gipskarton / Trou pour plaque de plâtre
125 x 125 mm

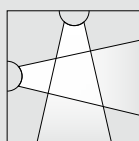
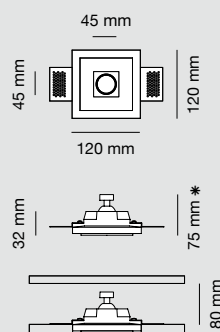
Accessories / Accessori / Zubehöre / Accessoires

023.451 Housing box for brickwork / Controcassa per muratura
Einbaugehäuse für Betonwand / Boîtier pour béton/briques
[Housing box / Controcassa / Gegengehäuses / Contre-caisse 125 x 125 x 100 mm]
[Hole / Foro / Bohrung / Trou 155 x 155 x 110 mm]
L007 GU10 ø35 mm LED 4W-220-240V



* Height including 9010 GU10 H45 mm lamp and lampholder
Altezza inclusa lampadina 9010 GU10 H45 mm e portalampada
Höhe inkl. 9010 GU10 H45 mm Lampe und Fassung
Hauteur compris ampoule 9010 GU10 H45 mm et source

4276 LYRA SMALL



Article code / Codice articolo / Artikelnummer / Code de l'article

Bulb not included / Lampadina non inclusa / Leuchtmittel nicht inbegriffen / Ampoule non incluse
4276-35 GU10 ø35 MAX 20W-240V

Weight / Peso / Gewicht / Poids

0,55 Kg

Materials / Materiali / Materialien / Matériaux

CRISTALY® Paintable / Colorabile / Färbbar / Colorable

Plasterboard hole / Foro cartongesso / Bohrung im Gipskarton / Trou pour plaque de plâtre
125 x 125 mm

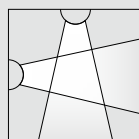
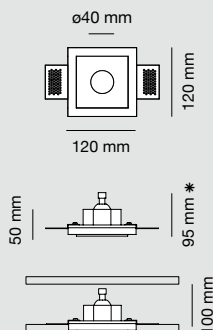
Accessories / Accessori / Zubehöre / Accessoires

023.451 Housing box for brickwork / Controcassa per muratura
Einbaugehäuse für Betonwand / Boîtier pour béton/briques
[Housing box / Controcassa / Gegengehäuses / Contre-caisse 125 x 125 x 100 mm]
[Hole / Foro / Bohrung / Trou 155 x 155 x 110 mm]
L007 GU10 ø35 mm LED 4W-220-240V



* Height including 9010 GU10 H45 mm lamp and lampholder
Altezza inclusa lampadina 9010 GU10 H45 mm e portalampada
Höhe inkl. 9010 GU10 H45 mm Lampe und Fassung
Hauteur compris ampoule 9010 GU10 H45 mm et source

4277 CEFEO SMALL



Article code / Codice articolo / Artikelnummer / Code de l'article

Bulb not included / Lampadina non inclusa / Leuchtmittel nicht inbegriffen / Ampoule non incluse
4277-35 GU10 ø35 MAX 20W-240V

Weight / Peso / Gewicht / Poids

0,6 Kg

Materials / Materiali / Materialien / Matériaux

CRISTALY® Paintable / Colorabile / Färbbar / Colorable

Cover / Schermo / Schutzschirm aus / Écran

Glass diffuser (included) / Diffusore in vetro (incluso) / Glasdiffusor (inbegriffen) / Diffuseur en verre (inclus)

Plasterboard hole / Foro cartongesso / Bohrung im Gipskarton / Trou pour plaque de plâtre

125 x 125 mm

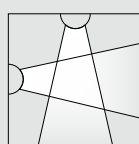
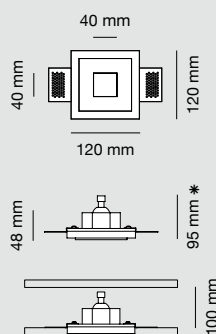
Accessories / Accessori / Zubehöre / Accessoires

023.451 Housing box for brickwork / Controcassa per muratura
Einbauehäuse für Betonwand / Boîtier pour béton/briques
[Housing box / Controcassa / Gegengehäuses / Contre-caisse 125 x 125 x 100 mm]
[Hole / Foro / Bohrung / Trou 155 x 155 x 110 mm]



* Height including 9010 GU10 H45 mm lamp and lampholder
Altezza inclusa lampadina 9010 GU10 H45 mm e portalampada
Höhe inkl. 9010 GU10 H45 mm Lampe und Fassung
Hauteur compris ampoule 9010 GU10 H45 mm et source

4278 ANDROMEDA SMALL



Article code / Codice articolo / Artikelnummer / Code de l'article

Bulb not included / Lampadina non inclusa / Leuchtmittel nicht inbegriffen / Ampoule non incluse
4278-35 GU10 ø35 MAX 20W-240V

Weight / Peso / Gewicht / Poids

0,6 Kg

Materials / Materiali / Materialien / Matériaux

CRISTALY® Paintable / Colorabile / Färbbar / Colorable

Cover / Schermo / Schutzschirm aus / Écran

Glass diffuser (included) / Diffusore in vetro (incluso) / Glasdiffusor (inbegriffen) / Diffuseur en verre (inclus)

Plasterboard hole / Foro cartongesso / Bohrung im Gipskarton / Trou pour plaque de plâtre

125 x 125 mm

Accessories / Accessori / Zubehöre / Accessoires

023.451 Housing box for brickwork / Controcassa per muratura
Einbauehäuse für Betonwand / Boîtier pour béton/briques
[Housing box / Controcassa / Gegengehäuses / Contre-caisse 125 x 125 x 100 mm]
[Hole / Foro / Bohrung / Trou 155 x 155 x 110 mm]

L007 GU10 ø35 mm LED 4W-220-240V



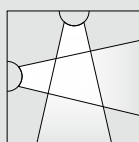
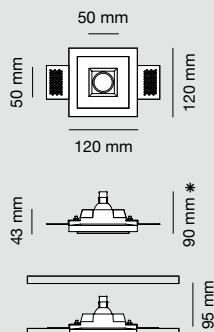
* Height including 9010 GU10 H45 mm lamp and lampholder
Altezza inclusa lampadina 9010 GU10 H45 mm e portalampada
Höhe inkl. 9010 GU10 H45 mm Lampe und Fassung
Hauteur compris ampoule 9010 GU10 H45 mm et source

Ceiling recessed lighting
Incasso a plafone
Decken-Einbauleuchten
Encastrés Plafonds

Art.
4174 [...] 4281

9010novantadieci Indoor

4280 CASSIOPEA SMALL



Article code / Codice articolo / Artikelnummer / Code de l'article

Bulb not included / Lampadina non inclusa / Leuchtmittel nicht inbegriffen / Ampoule non incluse
4280-35 GU10 ø35 MAX 20W-240V

Weight / Peso / Gewicht / Poids

0,55 Kg

Materials / Materiali / Materialien / Matériaux

CRISTALY® Paintable / Colorabile / Färbbar / Colorable

Plasterboard hole / Foro cartongesso / Bohrung im Gipskarton / Trou pour plaque de plâtre
125 x 125 mm

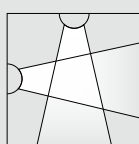
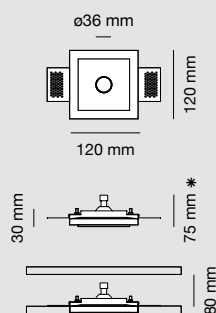
Accessories / Accessori / Zubehöre / Accessoires

023.451 Housing box for brickwork / Controcassa per muratura
Einbaugehäuse für Betonwand / Boîtier pour béton/briques
[Housing box / Controcassa / Gegengehäuses / Contre-caisse 125 x 125 x 100 mm]
[Hole / Foro / Bohrung / Trou 155 x 155 x 110 mm]
L007 GU10 ø35 mm LED 4W-220-240V



* Height including 9010 GU10 H45 mm lamp and lampholder
Altezza inclusa lampadina 9010 GU10 H45 mm e portalampada
Höhe inkl. 9010 GU10 H45 mm Lampe und Fassung
Hauteur compris ampoule 9010 GU10 H45 mm et source

4281 PERSEO SMALL



Article code / Codice articolo / Artikelnummer / Code de l'article

Bulb not included / Lampadina non inclusa / Leuchtmittel nicht inbegriffen / Ampoule non incluse
4281-35 GU10 ø35 MAX 20W-240V

Weight / Peso / Gewicht / Poids

0,55 Kg

Materials / Materiali / Materialien / Matériaux

CRISTALY® Paintable / Colorabile / Färbbar / Colorable

Plasterboard hole / Foro cartongesso / Bohrung im Gipskarton / Trou pour plaque de plâtre
125 x 125 mm

Accessories / Accessori / Zubehöre / Accessoires

023.451 Housing box for brickwork / Controcassa per muratura
Einbaugehäuse für Betonwand / Boîtier pour béton/briques
[Housing box / Controcassa / Gegengehäuses / Contre-caisse 125 x 125 x 100 mm]
[Hole / Foro / Bohrung / Trou 155 x 155 x 110 mm]
L007 GU10 ø35 mm LED 4W-220-240V



* Height including 9010 GU10 H45 mm lamp and lampholder
Altezza inclusa lampadina 9010 GU10 H45 mm e portalampada
Höhe inkl. 9010 GU10 H45 mm Lampe und Fassung
Hauteur compris ampoule 9010 GU10 H45 mm et source

4191C FRECCIA
4191F FRECCIA BIG
4192I FRECCIA BLIND
4196D DAMASK
4196H DAMASK BIG

Designed by 9010novantadiecì

EN CRISTALY® recessed ceiling lights ensure balanced ceiling lighting. This extremely dynamic and decisive product offers the possibility of creating single-emission multiple light compositions for heterogeneous architectural situations.

IT Le plafoniere ad incasso in CRISTALY® garantiscono un'illuminazione a soffitto bilanciata. Questo prodotto estremamente dinamico e risolutivo offre la possibilità di creare composizioni a luce multipla monoemissione per situazioni architettoniche eterogenee.

DE Die Einbau-Deckenleuchten aus CRISTALY® gewährleisten eine ausgeglichene Deckenbeleuchtung. Dieses extrem dynamische und vielseitige Produkt ermöglicht die Kreation von Kompositionen mehrerer einflamiger Lichter für diverse architektonische Situationen.

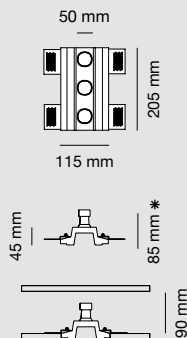
FR Les plafonniers encastrés en CRISTALY® assurent un éclairage équilibré du plafond. Ce produit extrêmement dynamique et décisif offre la possibilité de créer de multiples compositions lumineuses à émission unique pour des situations architecturales hétérogènes.





Art. 4196D, 4196H

4191C FRECCIA



Article code / Codice articolo / Artikelnummer / Code de l'article

Bulb not included / Lampadina non inclusa / Leuchtmittel nicht inbegriffen / Ampoule non incluse

4191C-35 GU10 ø35 MAX 3x5W-240V

Weight / Peso / Gewicht / Poids

1 Kg

Materials / Materiali / Materialien / Matériaux

CRISTALY® Paintable / Colorabile / Färbbar / Colorable

Plasterboard hole / Foro cartongesso / Bohrung im Gipskarton / Trou pour plaque de plâtre

120 x 210 mm

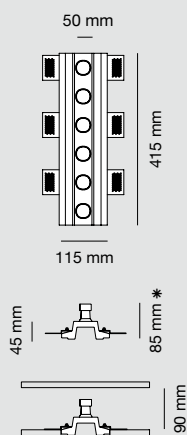
Accessories / Accessori / Zubehöre / Accessoires

4191T-00 Couple of end caps / Coppia testate di chiusura / 2 Endkappen / 2 tête de terminaux
L007 GU10 ø35 mm LED 4W-220-240V



* Height including 9010 GU10 ø35 mm H45 mm lamp and lampholder
Altezza inclusa lampadina 9010 GU10 ø35 mm H45 mm e portalampada
Höhe inkl. 9010 GU10 ø35 mm H45 mm Lampe und Fassung
Hauteur compris ampoule ø35 mm 9010 GU10 H45 mm et source

4191F FRECCIA BIG



Article code / Codice articolo / Artikelnummer / Code de l'article

Bulb not included / Lampadina non inclusa / Leuchtmittel nicht inbegriffen / Ampoule non incluse

4191F-35 GU10 ø35 MAX 6x5W-240V

Weight / Peso / Gewicht / Poids

1,9 Kg

Materials / Materiali / Materialien / Matériaux

CRISTALY® Paintable / Colorabile / Färbbar / Colorable

Plasterboard hole / Foro cartongesso / Bohrung im Gipskarton / Trou pour plaque de plâtre

120 x 420 mm

Accessories / Accessori / Zubehöre / Accessoires

4191T-00 Couple of end caps / Coppia testate di chiusura / 2 Endkappen / 2 tête de terminaux
L007 GU10 ø35 mm LED 4W-220-240V



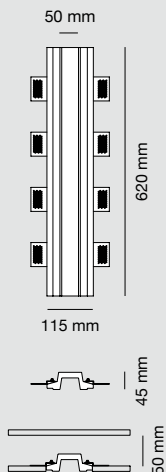
* Height including 9010 GU10 ø35 mm H45 mm lamp and lampholder
Altezza inclusa lampadina 9010 GU10 ø35 mm H45 mm e portalampada
Höhe inkl. 9010 GU10 ø35 mm H45 mm Lampe und Fassung
Hauteur compris ampoule ø35 mm 9010 GU10 H45 mm et source

Art.
4191
41921
4196

Ceiling recessed lighting
Incasso a plafone
Decken-Einbauleuchten
Encastrés Plafonds

9010novantadiecì Indoor

4192I FRECCIA BLIND



Article code / Codice articolo / Artikelnummer / Code de l'article

Bulb not included / Lampadina non inclusa / Leuchtmittel nicht inbegriffen / Ampoule non incluse
 4192I-00 Without electrical part / Senza parte elettrica / Ohne elektrischen Teil / Sans partie électrique

Weight / Peso / Gewicht / Poids

2,35 Kg

Materials / Materiali / Materialien / Matériaux

CRISTALY® Paintable / Colorabile / Färbbar / Colorable

Plasterboard hole / Foro cartongesso / Bohrung im Gipskarton / Trou pour plaque de plâtre

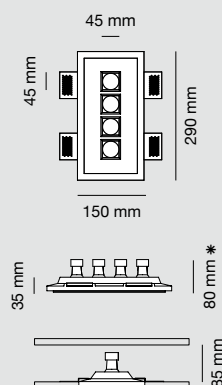
120 x 625 mm

Accessories / Accessori / Zubehöre / Accessoires

4191T-00 Couple of end caps / Coppia testate di chiusura / 2 Endkappen / 2 tête de terminaux



4196D DAMASK



Article code / Codice articolo / Artikelnummer / Code de l'article

Bulb not included / Lampadina non inclusa / Leuchtmittel nicht inbegriffen / Ampoule non incluse
 4196D-35 GU10 ø35 MAX 4x5W-240V

Weight / Peso / Gewicht / Poids

1,7 Kg

Materials / Materiali / Materialien / Matériaux

CRISTALY® Paintable / Colorabile / Färbbar / Colorable

Plasterboard hole / Foro cartongesso / Bohrung im Gipskarton / Trou pour plaque de plâtre

295 x 155 mm

Accessories / Accessori / Zubehöre / Accessoires

023.457 Housing box for brickwork / Controcassa per muratura
 Einbaugehäuse für Betonwand / Boîtier pour béton/briques
 [Housing box / Controcassa / Gegengehäuses / Contre-caisse 295 x 155 x 115 mm]
 [Hole / Foro / Bohrung / Trou 325 x 185 x 125 mm]

L007 GU10 ø35 mm LED 4W-220-240V



* Height including 9010 GU10 ø35 mm H45 mm lamp and lampholder
 Altezza inclusa lampadina 9010 GU10 ø35 mm H45 mm e portalampada
 Höhe inkl. 9010 GU10 ø35 mm H45 mm Lampe und Fassung
 Hauteur compris ampoule ø35 mm 9010 GU10 H45 mm et source

4196H DAMASK BIG



Article code / Codice articolo / Artikelnummer / Code de l'article

Bulb not included / Lampadina non inclusa / Leuchtmittel nicht inbegriffen / Ampoule non incluse

4196H-35 GU10 ø35 MAX 8x5W-240V

Weight / Peso / Gewicht / Poids

2,8 Kg

Materials / Materiali / Materialien / Matériaux

CRISTALY® Paintable / Colorabile / Färbbar / Colorable

Plasterboard hole / Foro cartongesso / Bohrung im Gipskarton / Trou pour plaque de plâtre

555 x 145 mm

Accessories / Accessori / Zubehöre / Accessoires

023.4004

Housing box for brickwork / Controcassa per muratura

Einbaugehäuse für Betonwand / Boîtier pour béton/briques

[Housing box / Controcassa / Gegengehäuses / Contre-caisse 555 x 145 x 80 mm]

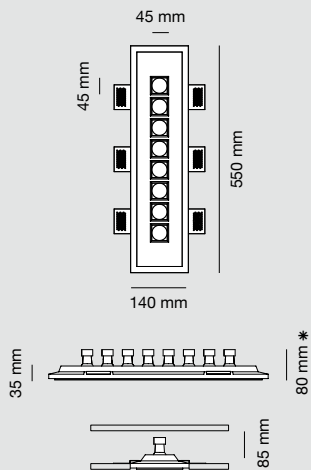
[Hole / Foro / Bohrung / Trou 585 x 175 x 90 mm]

L007

GU10 ø35 mm LED 4W-220-240V



IP20



* Height including 9010 GU10 ø35 mm H45 mm lamp and lampholder
Altezza inclusa lampadina 9010 GU10 ø35 mm H45 mm e portalampada
Höhe inkl. 9010 GU10 ø35 mm H45 mm Lampe und Fassung
Hauteur compris ampoule ø35 mm 9010 GU10 H45 mm et source

4256 PRISMA

4256B PRISMA LINE

4256C PRISMA EXTRA

Designed by 9010novantadiecì

EN The PRISMA collection combines maximum functionality with minimum volume thanks to an essential design that meets every furnishing need. These recessed CRISTALY® ceiling lights with black interior offer excellent lighting performance and a simple and intuitive mounting system.

IT La collezione PRISMA coniuga la massima funzionalità con il minimo ingombro grazie al design essenziale che soddisfa ogni esigenza di arredo. Le luci da incasso a plafone in CRISTALY®, con interno di colore nero, offrono un'ottima resa illuminotecnica e un sistema di fissaggio semplice ed intuitivo.

DE Die Kollektion PRISMA verbindet dank ihres essentiellen Designs maximale Funktionalitat mit minimalem Platzbedarf und kann allen Einrichtungsanforderungen entsprechen. Die Einbau-Deckenleuchten aus CRISTALY® mit schwarzer Innenseite bieten eine ausgezeichnete Lichtausbeute und ein einfaches, intuitives Befestigungssystem.

FR La collection PRISMA allie une fonctionnalite maximale a un encombrement minimal grace a son design sobre qui repond a toutes les exigences en matiere d'ameublement. Les plafonniers encastres en CRISTALY®, avec l'interieur noir, offrent d'excellentes performances d'eclairage et un systeme de fixation simple et intuitif.


Ceiling recessed lighting
Incasso a plafone
Decken-Einbauleuchten
Encastres Plafonds



Art. 4256C

Art. 4256

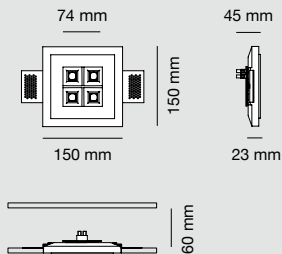




Art. 4256

Art. 4256B, 4256C





Article code / Codice articolo / Artikelnummer / Code de l'article

DRIVER not included / DRIVER non incluso / DRIVER nicht inbegriffen / DRIVER non inclus

4256-30169 LED 8W-350mA-1000lm-3000K-CRI90

4256-27169 LED 8W-350mA-950lm-2700K-CRI90

4256-40169 LED 8W-350mA-1050lm-4000K-CRI90

Weight / Peso / Gewicht / Poids

0,7 Kg

Materials / Materiali / Materialien / Matériaux

CRISTALY® Paintable / Colorabile / Färbbar / Colorable

Plasterboard hole / Foro cartongesso / Bohrung im Gipskarton / Trou pour plaque de plâtre

155 x 155 mm

Compatible DRIVERS / DRIVER compatibili / Kompatible DRIVER / DRIVERS compatibles

026.251 DRIVER ON/OFF min6W max8,8W 350mA

026.252 DRIVER ON/OFF min12,6W max18,2W 350mA

026.221 DRIVER ON/OFF min9,8W max35W 350mA

026.300 DRIVER DIM PUSH/0-10V/DALI 16,1W 350mA

026.187 DRIVER DIM 0-10V 35W 350mA

026.185 DRIVER DIM PUSH/DALI 35W 350mA

Accessories / Accessori / Zubehöre / Accessoires

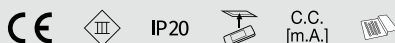
023.416 Housing box for brickwork / Controcassa per muratura

Einbaugeschäuse für Betonwand / Boîtier pour béton/briques

[Housing box / Controcassa / Gegengehäuses / Contre-caisse 155 x 155 x 130 mm]

[Hole / Foro / Bohrung / Trou 185 x 185 x 140 mm]

099.142 Emergency Kit / Kit emergenza / Notfall-Kit / Kit d'urgence (P.644)

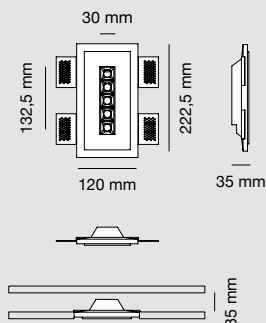


Range Collection / Collezione / Range-Kollektion / Collection Range



Art. 8947

(P.437)

**Article code / Codice articolo / Artikelnummer / Code de l'article**

DRIVER not included / DRIVER non incluso / DRIVER nicht inbegriffen / DRIVER non inclus

4256B-30184 BLACK - LED 5W-24Vdc-500lm-3000K-CRI90

4256B-27184 BLACK - LED 5W-24Vdc-470lm-2700K-CRI90

4256B-40184 BLACK - LED 5W-24Vdc-520lm-4000K-CRI90

4256B-30185 WHITE - LED 5W-24Vdc-500lm-3000K-CRI90

4256B-27185 WHITE - LED 5W-24Vdc-470lm-2700K-CRI90

4256B-40185 WHITE - LED 5W-24Vdc-520lm-4000K-CRI90

Weight / Peso / Gewicht / Poids

1 Kg

Materials / Materiali / Materialien / Matériaux

CRISTALY® Paintable / Colorabile / Färbbar / Colorable

Plasterboard hole / Foro cartongesso / Bohrung im Gipskarton / Trou pour plaque de plâtre

230 x 125 mm

Compatible DRIVERS / DRIVER compatibili / Kompatible DRIVER / DRIVERS compatibles

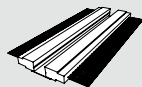
026.258 DRIVER ON/OFF 12W 24Vdc

026.259 DRIVER ON/OFF 30W 24Vdc

026.301 DRIVER DIM PUSH/0-10V/DALI 24W 24Vdc

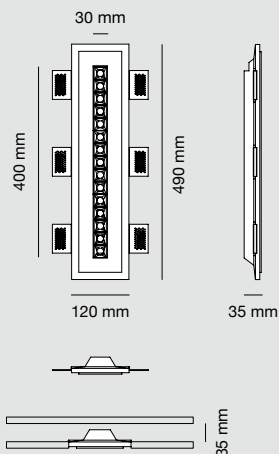


IP20

C.V.
[V]**Range Collection / Collezione / Range-Kollektion / Collection Range**

Art. 4197

(P.555)

**Article code / Codice articolo / Artikelnummer / Code de l'article**

DRIVER not included / DRIVER non incluso / DRIVER nicht inbegriffen / DRIVER non inclus

4256C-30184 BLACK - LED 15W-24Vdc-1500lm-3000K-CRI90

4256C-27184 BLACK - LED 15W-24Vdc-1430lm-2700K-CRI90

4256C-40184 BLACK - LED 15W-24Vdc-1570lm-4000K-CRI90

4256C-30185 WHITE - LED 15W-24Vdc-1500lm-3000K-CRI90

4256C-27185 WHITE - LED 15W-24Vdc-1430lm-2700K-CRI90

4256C-40185 WHITE - LED 15W-24Vdc-1570lm-4000K-CRI90

Weight / Peso / Gewicht / Poids

1,9 Kg

Materials / Materiali / Materialien / Matériaux

CRISTALY® Paintable / Colorabile / Färbbar / Colorable

Plasterboard hole / Foro cartongesso / Bohrung im Gipskarton / Trou pour plaque de plâtre

495 x 125 mm

Compatible DRIVERS / DRIVER compatibili / Kompatible DRIVER / DRIVERS compatibles

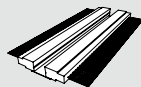
026.259 DRIVER ON/OFF 30W 24Vdc

026.260 DRIVER ON/OFF 60W 24Vdc

026.301 DRIVER DIM PUSH/0-10V/DALI 24W 24Vdc



IP20

C.V.
[V]**Range Collection / Collezione / Range-Kollektion / Collection Range**

Art. 4197

(P.555)

4246A NUVÒ
4246C NUVÒ BIG
4246E NUVÒ EXTRA
4246F WOLÒ
4246H WOLÒ BIG
4246L WOLÒ EXTRA

Designed by 9010novantadiecì

EN Accented lighting is used to highlight specific objects or areas, making them focal points within environments. The NUVÒ and WOLÒ tilting recessed spotlights, with black or white interior, are notable due to their essential and functional design.

IT L'illuminazione d'accento viene utilizzata per mettere in risalto oggetti o aree specifiche che diventano punti focali all'interno degli ambienti. I faretti inclinabili da incasso NUVÒ e WOLÒ, con interno nero o bianco, si distinguono per il design essenziale e funzionale.

DE Eine Akzentbeleuchtung wird verwendet, um Objekte oder spezifische Bereiche hervorzuheben, die zu Brennpunkten in den verschiedenen Räumen werden. Die neigbaren Einbau-Deckenspots NUVÒ und WOLÒ, mit schwarzer oder weißer Innenseite, bestechen durch ihr essentielles und funktionales Design.

FR L'éclairage accentué est utilisé pour mettre en valeur des objets ou des zones spécifiques qui deviennent des points focaux dans les pièces. Les spots inclinables et encastrés NUVÒ et WOLÒ, avec intérieur noir ou blanc, se distinguent par leur design sobre et fonctionnel.



Art. 4246F



Art. 4246A

Private house - Vicenza, Italy

Ceiling recessed lighting
Incasso a plafone
Decken-Einbauleuchten
Encastrés Plafonds

Art. 4246C



Ceiling recessed lighting
Incasso a plafone
Decken-Einbauleuchten
Encastrés Plafonds

Art.
4246

9010novantadieci Indoor

179

DESIGN WITH LIGHT
PROGETTA CON LA LUCE
MIT LICHT PLANEN
CRÉEZ AVEC LA LUMIÈRE

EN Put the focus on what interests you. 9010novantadieci presents recessed spotlights with an essential and functional design; they can be angled and are suitable for accent lighting, and to enhance the colours and nuances of the rooms to be lit.

IT Poni l'attenzione sui tuoi interessi. 9010 propone dei faretti da incasso dal design essenziale e funzionale: inclinabili e adatti all'illuminazione di accento, per valorizzare colori e sfumature degli ambienti da illuminare.

DE Konzentrieren Sie sich auf Ihre Interessen. 9010novantadieci bietet Einbau-Strahler mit wesentlichem, funktionellem Design. Sie sind schwenkbar und eignen sich für die Akzentbeleuchtung zur Hervorhebung von Farben und Nuancen der zu beleuchtenden Räume.

FR Concentrez-vous sur vos intérêts. 9010novantadieci propose des spots à encastrer au design essentiel et fonctionnel: inclinables et adaptés pour l'éclairage d'accentuation, afin de valoriser les couleurs et les nuances des pièces à éclairer.



EN The light can be directed to enhance areas where specific activities happen, or to showcase certain objects. The detail of the colourable recessed product line makes these lights a bright novelty. Create a point of focus for the viewer using light; pinpoint details and features of the room by angling the light sources and enjoy the excellent colour rendering that symbolises 9010novantadiecì.

IT Si può orientare la direzione della luce per valorizzare le zone dove si svolgono attività precise, o per mettere in risalto determinati oggetti. La peculiarità della linea di incasso colorabile a piacere li rende una fresca novità. Crea un punto di interesse per l'osservatore tramite la luce, valorizza particolari e caratteristiche dell'ambiente orientando i corpi luminosi e goditi l'eccellente resa cromatica simbolo di 9010.

DE Sie können die Richtung des Lichts orientieren, um die Bereiche, in denen bestimmte Aktivitäten stattfinden, besser auszuleuchten oder um bestimmte Objekte hervorzuheben. Diese besondere Einbaureihe ist anstreichbar nach Wunsch und somit eine frische Neuheit. Durch das Licht wird ein Punkt von Interesse für den Betrachter geschaffen, es werden Sie die Leuchtkörper ausrichten, hervorheben; genießen Sie das hervorragende Farbe-Licht-Erlebnis von 9010novantadiecì.

FR On peut orienter la direction de la lumière pour mettre en valeur les zones où des activités précises se déroulent, ou pour faire ressortir des objets précis. La particularité de la gamme à encastrer à colorer à volonté en fait une nouveauté rafraîchissante. Créez un point d'intérêt pour l'observateur avec la lumière, mettez en valeur des éléments et des caractéristiques de la pièce en orientant les corps lumineux et profitez de l'excellent rendu chromatique symbole de 9010novantadiecì.



1

CRISTALY® frame
Corpo in CRISTALY®
CRISTALY®-Rahmen
Cadre CRISTALY®

2

Black matt painted metal shell
Scocca in metallo verniciato nero opaco
Schwarz matt lackierte Metallschale
Coque en métal peint noir mat

3

Paintable clamp
Fascetta decorabile a piacere
Lackierbare Klammer
Pince à peindre

4

Tilttable 30° + 30° and adjustable
360°Basculante di 30° + 30° e orientabile a 360°
Schwenkbar von 30° + 30° und Einstellbar 360°
Orientable à 30° + 30° et pivotable à 360°

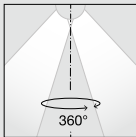
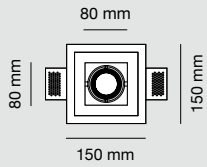


Art. 4246E, 4246C, 4246A



- Adjustable spotlight 360°
- Lampadina orientabile di 360°
- Schwenkbares Leuchtmittel 360°
- Ampoule pivotante 360°

4246A NUVÒ



Article code / Codice articolo / Artikelnummer / Code de l'article

Bulb not included / Lampadina non inclusa / Leuchtmittel nicht inbegriffen / Ampoule non incluse
4246A-35 GU10 ø50 MAX 10W-240V

Weight / Peso / Gewicht / Poids

1,1 Kg

Materials / Materiali / Materialien / Matériaux


CRISTALY® Paintable / Colorabile / Färbbar / Colorable

Plasterboard hole / Foro cartongesso / Bohrung im Gipskarton / Trou pour plaque de plâtre

155 x 155 mm

Accessories / Accessori / Zubehöre / Accessoires

023.4014 Housing box for brickwork / Controcassa per muratura
Einbaugehäuse für Betonwand / Boîtier pour béton/briques
[Housing box / Controcassa / Gegengehäuses / Contre-caisse 155 x 155 x 140 mm]
[Hole / Foro / Bohrung / Trou 185 x 185 x 150 mm]



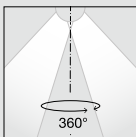
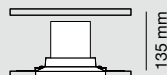
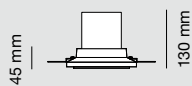
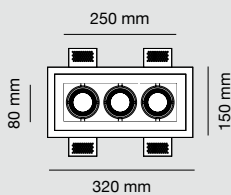
Range Collection / Collezione / Range-Kollektion / Collection Range



Art. 8948

(P.437)

4246C NUVÒ BIG



Article code / Codice articolo / Artikelnummer / Code de l'article

Bulb not included / Lampadina non inclusa / Leuchtmittel nicht inbegriffen / Ampoule non incluse
4246C-35 GU10 ø50 MAX 3x10W-240V

Weight / Peso / Gewicht / Poids

1,95 Kg

Materials / Materiali / Materialien / Matériaux

CRISTALY® Paintable / Colorabile / Färbbar / Colorable

Plasterboard hole / Foro cartongesso / Bohrung im Gipskarton / Trou pour plaque de plâtre

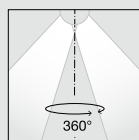
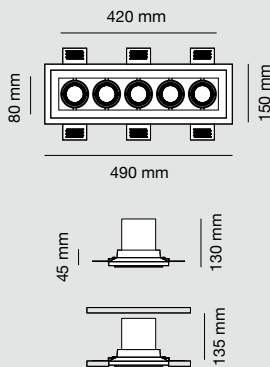
325 x 155 mm

Accessories / Accessori / Zubehöre / Accessoires

023.4015 Housing box for brickwork / Controcassa per muratura
Einbaugehäuse für Betonwand / Boîtier pour béton/briques
[Housing box / Controcassa / Gegengehäuses / Contre-caisse 155 x 325 x 140 mm]
[Hole / Foro / Bohrung / Trou 185 x 355 x 150 mm]



4246E NUVÒ EXTRA



Article code / Codice articolo / Artikelnummer / Code de l'article

Bulb not included / Lampadina non inclusa / Leuchtmittel nicht inbegriffen / Ampoule non incluse
4246E-35 GU10 ø50 MAX 5x10W-240V

Weight / Peso / Gewicht / Poids

3,65 Kg

Materials / Materiali / Materialien / Matériaux


CRISTALY® Paintable / Colorabile / Färbbar / Colorable

Plasterboard hole / Foro cartongesso / Bohrung im Gipskarton / Trou pour plaque de plâtre

495 x 155 mm

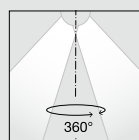
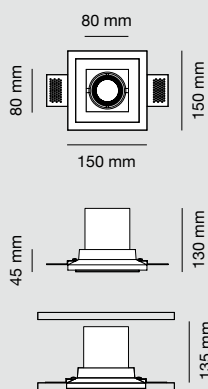
Accessories / Accessori / Zubehöre / Accessoires

023.4016 Housing box for brickwork / Controcassa per muratura
Einbaugehäuse für Betonwand / Boîtier pour béton/briques
[Housing box / Controcassa / Gegengehäuses / Contre-caisse 155 x 495 x 140 mm]
[Hole / Foro / Bohrung / Trou 185 x 525 x 150 mm]



4246F WOLO

NEW



Article code / Codice articolo / Artikelnummer / Code de l'article

Bulb not included / Lampadina non inclusa / Leuchtmittel nicht inbegriffen / Ampoule non incluse
4246F-35 GU10 ø50mm MAX 10W-240V

Weight / Peso / Gewicht / Poids

1,1 Kg

Materials / Materiali / Materialien / Matériaux


CRISTALY® Paintable / Colorabile / Färbbar / Colorable

Plasterboard hole / Foro cartongesso / Bohrung im Gipskarton / Trou pour plaque de plâtre

155 x 155 mm

Accessories / Accessori / Zubehöre / Accessoires

023.4014 Housing box for brickwork / Controcassa per muratura
Einbaugehäuse für Betonwand / Boîtier pour béton/briques
[Housing box / Controcassa / Gegengehäuses / Contre-caisse 155 x 155 x 140 mm]
[Hole / Foro / Bohrung / Trou 185 x 185 x 150 mm]

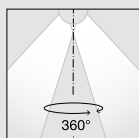
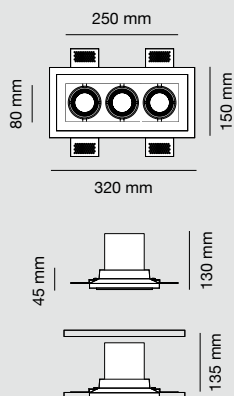


Ceiling recessed lighting
Incasso a plafone
Decken-Einbauleuchten
Encastrés Plafonds

Art.
4246

9010novantadieci Indoor

184



Article code / Codice articolo / Artikelnummer / Code de l'article

Bulb not included / Lampadina non inclusa / Leuchtmittel nicht inbegriffen / Ampoule non incluse
4246H-35 GU10 ø50 MAX 3x10W-240V

Weight / Peso / Gewicht / Poids

1,9 Kg


Materials / Materiali / Materialien / Matériaux

CRISTALY® Paintable / Colorabile / Färbbar / Colorable

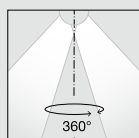
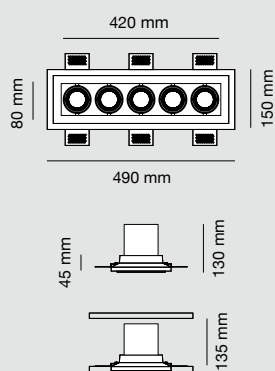
Plasterboard hole / Foro cartongesso / Bohrung im Gipskarton / Trou pour plaque de plâtre
325 x 155 mm

Accessories / Accessori / Zubehöre / Accessoires

023.4015 Housing box for brickwork / Controcassa per muratura
Einbaugehäuse für Betonwand / Boîtier pour béton/briques
[Housing box / Controcassa / Gegengehäuses / Contre-caisse 155 x 325 x 140 mm]
[Hole / Foro / Bohrung / Trou 185 x 355 x 150 mm]



4246L WOLÒ EXTRA



Article code / Codice articolo / Artikelnummer / Code de l'article

Bulb not included / Lampadina non inclusa / Leuchtmittel nicht inbegriffen / Ampoule non incluse
4246L-35 GU10 ø50 MAX 5x10W-240V

Weight / Peso / Gewicht / Poids

3,65 Kg

Materials / Materiali / Materialien / Matériaux

CRISTALY® Paintable / Colorabile / Färbbar / Colorable

Plasterboard hole / Foro cartongesso / Bohrung im Gipskarton / Trou pour plaque de plâtre
495 x 155 mm

Accessories / Accessori / Zubehöre / Accessoires

023.4016 Housing box for brickwork / Controcassa per muratura
Einbaugehäuse für Betonwand / Boîtier pour béton/briques
[Housing box / Controcassa / Gegengehäuses / Contre-caisse 155 x 495 x 140 mm]
[Hole / Foro / Bohrung / Trou 185 x 525 x 150 mm]



4110 BLUFF IN
4111 BLUFF OUT
4113 FENG
4118 FENG BIG
4113B SHUI
4118B SHUI BIG
4114 TAO
8935A BOLLA SMALL
8935B BOLLA
8935C BOLLA BIG

8935D LARIA EXTRA
8935G LARIA SMALL
8935H LARIA
8935I LARIA BIG
8935L AURA
8935M AURA BIG

Designed by 9010novantadiecì, Amarantostudio


EN The versatility of both its concave and convex shapes, and modern design make this series of recessed CRISTALY® ceiling lamps an ideal choice for any lighting project. The resulting light is efficient and sophisticated, enhancing furniture and interiors.

IT La versatilità della forma sia concava che convessa e il design moderno rendono questa serie di plafoniere da incasso in CRISTALY® una scelta ideale per ogni progetto di illuminazione. La luce risulta efficiente e sofisticata valorizzando l'arredamento e gli interni.

DE Die Vielseitigkeit der konkaven oder konvexen Form und das moderne Design machen diese Einbau-Deckenleuchterserie aus CRISTALY® zur idealen Wahl für jedes Beleuchtungsprojekt. Das Licht ist effizient und raffiniert und bringt Einrichtungen wie Innenambiente zur Geltung.

FR La polyvalence des formes concaves et convexes et le design moderne font de cette série de plafonniers encastrés en CRISTALY® un choix idéal pour tout projet d'éclairage. La lumière est efficace et sophistiquée, et met en valeur les meubles et les intérieurs.

Art.		Ceiling recessed lighting
4110	4118	Incasso a plafone
4111	4114	Decken-Einbauleuchten
4113	8935	Encastrés Plafonds



Art. 8935C


Private house - Limassol, Cipro
Arch. Mrs Maria Kkara
Arch. Petros Piero

Art.		Ceiling recessed lighting
4110	4118	Incasso a plafone
4111	4114	Decken-Einbauleuchten
4113	8935	Encastrés Plafonds



Art. 8935C

Art.		Ceiling recessed lighting
4110	4118	Incasso a plafone
4111	4114	Decken-Einbauleuchten
4113	8935	Encastrés Plafonds



Art. 8935D

Hotel Neringa - Vilnius, Lituania
 Arch. Alvidas Songaila
 Indrė Baršauskaitė and Greta Valikonė
 JSC Korgas.
 Ph. Andrius Laucius

Art.
 4110 4118
 4111 4114
 4113 8935

Ceiling recessed lighting
 Incasso a plafone
 Decken-Einbauleuchten
 Encastrés Plafonds



Art. 4118B

Private house - Bari, Italy
Arch. Domenico Altamura

Art.		Ceiling recessed lighting
4110	4118	Incasso a plafone
4111	4114	Decken-Einbauleuchten
4113	8935	Encastrés Plafonds



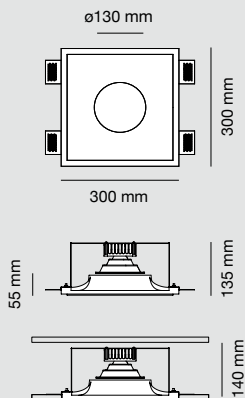
Art. 4110, 8935A, 8935G Thermalressort Köck - Bad Füssing, Germania
Arch. Architekturbüro - arCH-de.com

CasaEnne - Pisa, Italy
Arch. LDA.iMdA architetti associati
Ph. Medulla studio

Art. 4113B, 4118B



Art.		Ceiling recessed lighting
4110	4118	Incasso a plafone
4111	4114	Decken-Einbauleuchten
4113	8935	Encastrés Plafonds

**Article code / Codice articolo / Artikelnummer / Code de l'article**

DRIVER not included / DRIVER non incluso / DRIVER nicht inbegriffen / DRIVER non inclus

4110-3006 LED 6.5W-350mA-850lm-3000K-CRI90

4110-2706 LED 6.5W-350mA-800lm-2700K-CRI90

4110-4006 LED 6.5W-350mA-900lm-4000K-CRI90

4110-3008 LED 13W-700mA-1600lm-3000K-CRI90

4110-2708 LED 13W-700mA-1500lm-2700K-CRI90

4110-2708 LED 13W-700mA-1700lm-4000K-CRI90

Weight / Peso / Gewicht / Poids

2,5 Kg

Materials / Materiali / Materialien / Matériaux

CRISTALY® Paintable / Colorabile / Färbbar / Colorable

Cover / Schermo / Schutzschirm aus / Écran

Glass diffuser (included) / Diffusore in vetro (incluso) / Glasdiffusor (inbegriffen) / Diffuseur en verre (inclus)

Plasterboard hole / Foro cartongesso / Bohrung im Gipskarton / Trou pour plaque de plâtre

305 x 305 mm

Compatible DRIVERS / DRIVER compatibili / Kompatible DRIVER / DRIVERS compatibles

Electrical part / Parte elettrica / Elektrischer Teil / Partie électrique: 6.5W-350mA

026.251 DRIVER ON/OFF min6W max8,8W 350mA

026.252 DRIVER ON/OFF min12,6W max18,2W 350mA

026.221 DRIVER ON/OFF min9,8W max35W 350mA

026.300 DRIVER DIM PUSH/0-10V/DALI 16,1W 350mA

026.187 DRIVER DIM 0-10V 35W 350mA

026.185 DRIVER DIM PUSH/DALI 35W 350mA

Electrical part / Parte elettrica / Elektrischer Teil / Partie électrique: 13W-700mA

026.255 DRIVER ON/OFF min11,9W max18,2W 700mA

026.256 DRIVER ON/OFF min25,2W max35,7W 700mA

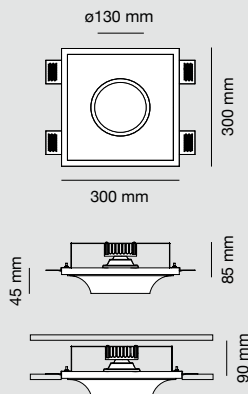
026.300 DRIVER DIM PUSH/0-10V/DALI 28W 700mA

026.307 DRIVER DIM PUSH/1-10V/DALI 40.6W 700mA

Accessories / Accessori / Zubehöre / Accessoires

099.142 Emergency Kit / Kit emergenza / Notfall-Kit / Kit d'urgence (P.644)





Article code / Codice articolo / Artikelnummer / Code de l'article

DRIVER not included / DRIVER non incluso / DRIVER nicht inbegriffen / DRIVER non inclus

- 4111-3006 LED 6.5W-350mA-850lm-3000K-CRI90
- 4111-2706 LED 6.5W-350mA-800lm-2700K-CRI90
- 4111-4006 LED 6.5W-350mA-900lm-4000K-CRI90

- 4111-3008 LED 13W-700mA-1600lm-3000K-CRI90
- 4111-2708 LED 13W-700mA-1500lm-2700K-CRI90
- 4111-4008 LED 13W-700mA-1700lm-4000K-CRI90

Weight / Peso / Gewicht / Poids

2,5 Kg

Materials / Materiali / Materialien / Matériaux

CRISTALY® Paintable / Colorabile / Färbbar / Colorable

Cover / Schermo / Schutzschirm aus / Écran

Glass diffuser (included) / Diffusore in vetro (incluso) / Glasdiffusor (inbegriffen) / Diffuseur en verre (inclus)

Plasterboard hole / Foro cartongesso / Bohrung im Gipskarton / Trou pour plaque de plâtre

305 x 305 mm

Compatible DRIVERS / DRIVER compatibili / Kompatible DRIVER / DRIVERS compatibles

Electrical part / Parte elettrica / Elektrischer Teil / Partie électrique: 6.5W-350mA

- 026.251 DRIVER ON/OFF min6W max8,8W 350mA
- 026.252 DRIVER ON/OFF min12,6W max18,2W 350mA
- 026.221 DRIVER ON/OFF min9,8W max35W 350mA
- 026.300 DRIVER DIM PUSH/0-10V/DALI 16,1W 350mA
- 026.187 DRIVER DIM 0-10V 35W 350mA
- 026.185 DRIVER DIM PUSH/DALI 35W 350mA

Electrical part / Parte elettrica / Elektrischer Teil / Partie électrique: 13W-700mA

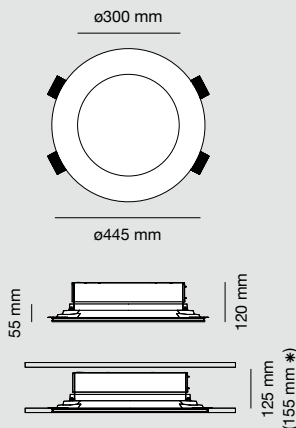
- 026.255 DRIVER ON/OFF min11,9W max18,2W 700mA
- 026.256 DRIVER ON/OFF min25,2W max35,7W 700mA
- 026.300 DRIVER DIM PUSH/0-10V/DALI 28W 700mA
- 026.307 DRIVER DIM PUSH/1-10V/DALI 40.6W 700mA

Accessories / Accessori / Zubehöre / Accessoires

- 099.142 Emergency Kit / Kit emergenza / Notfall-Kit / Kit d'urgence (P.644)



4113 FENG



Article code / Codice articolo / Artikelnummer / Code de l'article

DRIVER not included / DRIVER non incluso / DRIVER nicht inbegriffen / DRIVER non inclus

4113-3013 LED 30W-700mA-3500lm-3000K-CRI85

4113-2713 LED 30W-700mA-3300lm-2700K-CRI85

4113-4013 LED 30W-700mA-3700lm-4000K-CRI85

Weight / Peso / Gewicht / Poids

4,9 Kg

Materials / Materiali / Materialien / Matériaux

CRISTALY® Paintable / Colorabile / Färbbar / Colorable

Cover / Schermo / Schutzschirm aus / Écran

Glass diffuser (included) / Diffusore in vetro (incluso) / Glasdiffusor (inbegriffen) / Diffuseur en verre (inclus)

Plasterboard hole / Foro cartongesso / Bohrung im Gipskarton / Trou pour plaque de plâtre

ø450 mm

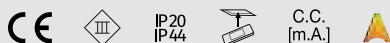
Compatible DRIVERS / DRIVER compatibili / Kompatible DRIVER / DRIVERS compatibles

026.256 DRIVER ON/OFF min25,2W max35,7W 700mA

026.307 DRIVER DIM PUSH/1-10V/DALI 40.6W 700mA

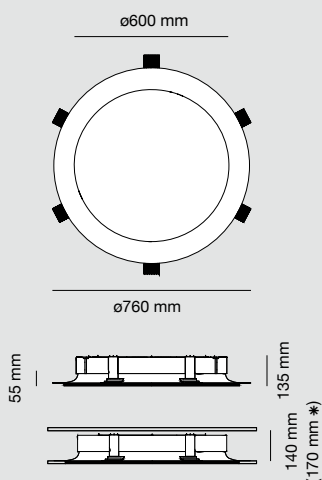
Accessories / Accessori / Zubehöre / Accessoires

099.142 Emergency Kit / Kit emergenza / Notfall-Kit / Kit d'urgence (P.644)



* Measure with driver in counterceiling
Misura con alimentatore in controsoffitto
Abmessung mit Betriebsgerät in der Zwischendecke
Mesure avec alimentation en contre-plafond

4118 FENG BIG



Article code / Codice articolo / Artikelnummer / Code de l'article

DRIVER not included / DRIVER non incluso / DRIVER nicht inbegriffen / DRIVER non inclus

4118-3015 LED 88W-2x1050mA-10400lm-3000K-CRI85

4118-2715 LED 88W-2x1050mA-9880lm-2700K-CRI85

4118-4015 LED 88W-2x1050mA-11000lm-4000K-CRI85

Weight / Peso / Gewicht / Poids

13 Kg

Materials / Materiali / Materialien / Matériaux

CRISTALY® Paintable / Colorabile / Färbbar / Colorable

Cover / Schermo / Schutzschirm aus / Écran

Glass diffuser (included) / Diffusore in vetro (incluso) / Glasdiffusor (inbegriffen) / Diffuseur en verre (inclus)

Plasterboard hole / Foro cartongesso / Bohrung im Gipskarton / Trou pour plaque de plâtre

ø765 mm

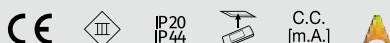
Compatible DRIVERS / DRIVER compatibili / Kompatible DRIVER / DRIVERS compatibles

(2x) 026.205 DRIVER ON/OFF min35,7W max59,9W 1050mA

(2x) 026.307 DRIVER DIM PUSH/1-10V/DALI 50,4W 1050mA

Accessories / Accessori / Zubehöre / Accessoires

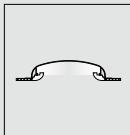
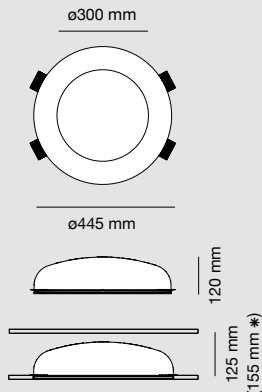
099.142 Emergency Kit / Kit emergenza / Notfall-Kit / Kit d'urgence (P.644)



* Measure with driver in counterceiling
Misura con alimentatore in controsoffitto
Abmessung mit Betriebsgerät in der Zwischendecke
Mesure avec alimentation en contre-plafond

Art.		Ceiling recessed lighting
4110	4118	Incasso a plafone
4111	4114	Decken-Einbauleuchten
4113	8935	Encastrés Plafonds

4113B SHUI



Article code / Codice articolo / Artikelnummer / Code de l'article

DRIVER not included / DRIVER non incluso / DRIVER nicht inbegriffen / DRIVER non inclus

4113B-3003 LED 37W-24Vdc-4200lm-3000K-CRI90

4113B-2703 LED 37W-24Vdc-4000lm-2700K-CRI90

4113B-4003 LED 37W-24Vdc-4400lm-4000K-CRI90

Weight / Peso / Gewicht / Poids

4,9 Kg

Materials / Materiali / Materialien / Matériaux

CRISTALY® Paintable / Colorabile / Färbbar / Colorable

Cover / Schermo / Schutzschirm aus / Écran

Glass diffuser (included) / Diffusore in vetro (incluso) / Glasdiffusor (inbegriffen) / Diffuseur en verre (inclus)

Plasterboard hole / Foro cartongesso / Bohrung im Gipskarton / Trou pour plaque de plâtre

ø450 mm

Compatible DRIVERS / DRIVER compatibili / Kompatible DRIVER / DRIVERS compatibles

026.260 DRIVER ON/OFF 60W 24Vdc

026.261 DRIVER ON/OFF 150W 24Vdc

026.262 DRIVER ON/OFF 240W 24Vdc

026.209 DRIVER DIM PUSH/1-10V 60W 24Vdc

026.190 + 026.260 DRIVER DIM PUSH/0-10V/DALI 60W 24Vdc

026.190 + 026.261 DRIVER DIM PUSH/0-10V/DALI 150W 24Vdc

026.190 + 026.262 DRIVER DIM PUSH/0-10V/DALI 240W 24Vdc

Accessories / Accessori / Zubehöre / Accessoires

099.142 Emergency Kit / Kit emergenza / Notfall-Kit / Kit d'urgence (P.644)



IP20

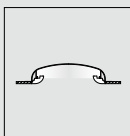
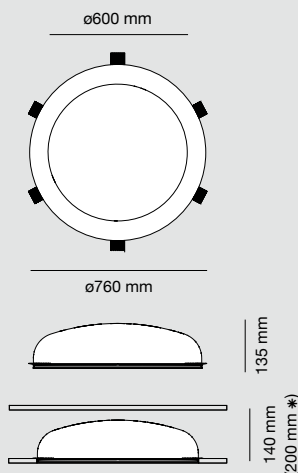


C.V.
[V]



* Measure with driver in counterceiling
Misura con alimentatore in controsoffitto
Abmessung mit Betriebsgerät in der Zwischendecke
Mesure avec alimentation en contre-plafond

4118B SHUI BIG



Article code / Codice articolo / Artikelnummer / Code de l'article

DRIVER not included / DRIVER non incluso / DRIVER nicht inbegriffen / DRIVER non inclus

4118B-3003 LED 55W-24Vdc-6600lm-3000K-CRI90

4118B-2703 LED 55W-24Vdc-6300lm-2700K-CRI90

4118B-4003 LED 55W-24Vdc-6900lm-4000K-CRI90

Weight / Peso / Gewicht / Poids

13 Kg

Materials / Materiali / Materialien / Matériaux

CRISTALY® Paintable / Colorabile / Färbbar / Colorable

Cover / Schermo / Schutzschirm aus / Écran

Glass diffuser (included) / Diffusore in vetro (incluso) / Glasdiffusor (inbegriffen) / Diffuseur en verre (inclus)

Plasterboard hole / Foro cartongesso / Bohrung im Gipskarton / Trou pour plaque de plâtre

ø765 mm

Compatible DRIVERS / DRIVER compatibili / Kompatible DRIVER / DRIVERS compatibles

026.260 DRIVER ON/OFF 60W 24Vdc

026.261 DRIVER ON/OFF 150W 24Vdc

026.262 DRIVER ON/OFF 240W 24Vdc

026.209 DRIVER DIM PUSH/1-10V 60W 24Vdc

026.190 + 026.260 DRIVER DIM PUSH/0-10V/DALI 60W 24Vdc

026.190 + 026.261 DRIVER DIM PUSH/0-10V/DALI 150W 24Vdc

026.190 + 026.262 DRIVER DIM PUSH/0-10V/DALI 240W 24Vdc

Accessories / Accessori / Zubehöre / Accessoires

099.142 Emergency Kit / Kit emergenza / Notfall-Kit / Kit d'urgence (P.644)



IP20

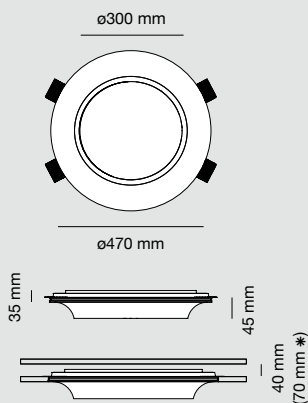


C.V.
[V]



* Measure with driver in counterceiling
Misura con alimentatore in controsoffitto
Abmessung mit Betriebsgerät in der Zwischendecke
Mesure avec alimentation en contre-plafond

Art.		Ceiling recessed lighting
4110	4118	Incasso a plafone
4111	4114	Decken-Einbauleuchten
4113	8935	Encastrés Plafonds

**Article code / Codice articolo / Artikelnummer / Code de l'article**

DRIVER not included / DRIVER non incluso / DRIVER nicht inbegriffen / DRIVER non inclus

4114-3013 LED 30W-700mA-3500lm-3000K-CRI85

4114-2713 LED 30W-700mA-3300lm-2700K-CRI85

4114-4013 LED 30W-700mA-3700lm-4000K-CRI85

Weight / Peso / Gewicht / Poids

5,8 Kg

Materials / Materiali / Materialien / Matériaux

CRISTALY® Paintable / Colorabile / Färbbar / Colorable

Cover / Schermo / Schutzschirm aus / Écran

Glass diffuser (included) / Diffusore in vetro (incluso) / Glasdiffusor (inbegriffen) / Diffuseur en verre (inclus)

Plasterboard hole / Foro cartongesso / Bohrung im Gipskarton / Trou pour plaque de plâtre

ø475 mm

Compatible DRIVERS / DRIVER compatibili / Kompatible DRIVER / DRIVERS compatibles

026.256 DRIVER ON/OFF min25,2W max35,7W 700mA

026.307 DRIVER DIM PUSH/1-10V/DALI 40.6W 700mA

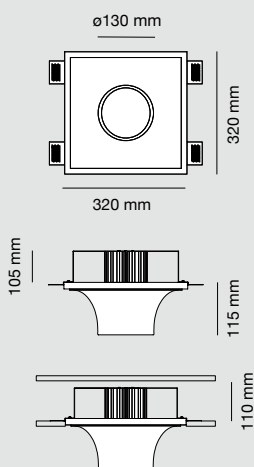
Accessories / Accessori / Zubehöre / Accessoires

099.142 Emergency Kit / Kit emergenza / Notfall-Kit / Kit d'urgence (P.644)



* Measure with driver in counterceiling
 Misura con alimentatore in controsoffitto
 Abmessung mit Betriebsgerät in der Zwischendecke
 Mesure avec alimentation en contre-plafond

8935A BOLLA SMALL

**Article code / Codice articolo / Artikelnummer / Code de l'article**

DRIVER not included / DRIVER non incluso / DRIVER nicht inbegriffen / DRIVER non inclus

8935A-3009 LED 26W-700mA-3300lm-3000K-CRI85

8935A-2709 LED 26W-700mA-3150lm-2700K-CRI85

8935A-4009 LED 26W-700mA-3400lm-4000K-CRI85

Weight / Peso / Gewicht / Poids

3,45 Kg

Materials / Materiali / Materialien / Matériaux

CRISTALY® Paintable / Colorabile / Färbbar / Colorable

Cover / Schermo / Schutzschirm aus / Écran

Glass diffuser (included) / Diffusore in vetro (incluso) / Glasdiffusor (inbegriffen) / Diffuseur en verre (inclus)

Plasterboard hole / Foro cartongesso / Bohrung im Gipskarton / Trou pour plaque de plâtre

325 x 325 mm

Compatible DRIVERS / DRIVER compatibili / Kompatible DRIVER / DRIVERS compatibles

026.256 DRIVER ON/OFF min25,2W max35,7W 700mA

026.307 DRIVER DIM PUSH/1-10V/DALI 40.6W 700mA

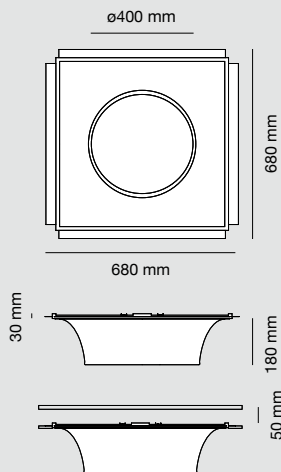
Accessories / Accessori / Zubehöre / Accessoires

099.142 Emergency Kit / Kit emergenza / Notfall-Kit / Kit d'urgence (P.644)



8935B BOLLA

Designed by Amarantostudio



Article code / Codice articolo / Artikelnummer / Code de l'article

DRIVER not included / DRIVER non incluso / DRIVER nicht inbegriffen / DRIVER non inclus

8935B-3014 LED 52W-1400mA-6000lm-3000K-CRI85

8935B-2714 LED 52W-1400mA-5700lm-2700K-CRI85

8935B-4014 LED 52W-1400mA-6360lm-4000K-CRI85

Weight / Peso / Gewicht / Poids

12 Kg

Materials / Materiali / Materialien / Matériaux

CRISTALY® Paintable / Colorabile / Färbbar / Colorable

Cover / Schermo / Schutzschirm aus / Écran

Glass diffuser (included) / Diffusore in vetro (incluso) / Glasdiffusor (inbegriffen) / Diffuseur en verre (inclus)

Plasterboard hole / Foro cartongesso / Bohrung im Gipskarton / Trou pour plaque de plâtre

685 x 685 mm

Compatible DRIVERS / DRIVER compatibili / Kompatible DRIVER / DRIVERS compatibles

026.212 DRIVER ON/OFF min35W max60,2W 1400mA

Alimentatore dimmerabile su richiesta / Dimmable driver on demand

Dimmbares Netzgerät auf Anfrage / Bloc d'alimentation dimmable sur demande

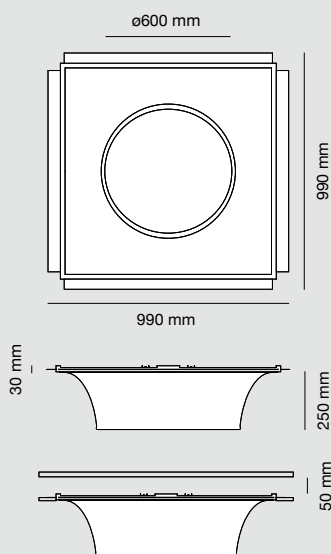
Accessories / Accessori / Zubehöre / Accessoires

099.142 Emergency Kit / Kit emergenza / Notfall-Kit / Kit d'urgence (P.644)



8935C BOLLA BIG

Designed by Amarantostudio



Article code / Codice articolo / Artikelnummer / Code de l'article

DRIVER not included / DRIVER non incluso / DRIVER nicht inbegriffen / DRIVER non inclus

8935C-3015 LED 88W-2x1050mA-10400lm-3000K-CRI85

8935C-2715 LED 88W-2x1050mA-9880lm-2700K-CRI85

8935C-4015 LED 88W-2x1050mA-11000lm-4000K-CRI85

Weight / Peso / Gewicht / Poids

28,5 Kg

Materials / Materiali / Materialien / Matériaux

CRISTALY® Paintable / Colorabile / Färbbar / Colorable

Cover / Schermo / Schutzschirm aus / Écran

Glass diffuser (included) / Diffusore in vetro (incluso) / Glasdiffusor (inbegriffen) / Diffuseur en verre (inclus)

Plasterboard hole / Foro cartongesso / Bohrung im Gipskarton / Trou pour plaque de plâtre

1000 x 1000 mm

Compatible DRIVERS / DRIVER compatibili / Kompatible DRIVER / DRIVERS compatibles

(2x) 026.205 DRIVER ON/OFF min35,7W max59,9W 1050mA

(2x) 026.307 DRIVER DIM PUSH/1-10V/DALI 50.4W 1050mA

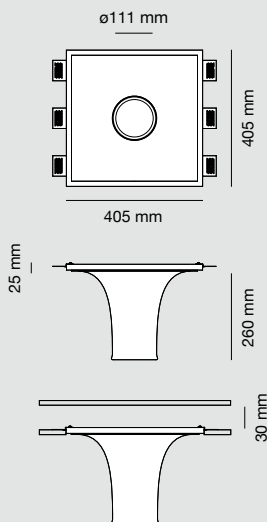
Accessories / Accessori / Zubehöre / Accessoires

099.142 Emergency Kit / Kit emergenza / Notfall-Kit / Kit d'urgence (P.644)



Art.		Ceiling recessed lighting
4110	4118	Incasso a plafone
4111	4114	Decken-Einbauleuchten
4113	8935	Encastrés Plafonds

8935D LARIA EXTRA



Article code / Codice articolo / Artikelnummer / Code de l'article

Bulb not included / Lampadina non inclusa / Leuchtmittel nicht inbegriffen / Ampoule non incluse

8935D-35 GU10 ø111 MAX 20W-240V

DRIVER not included / DRIVER non incluso / DRIVER nicht inbegriffen / DRIVER non inclus

8935D-3008 LED 13W-700mA-1600lm-3000K-CRI90

8935D-2708 LED 13W-700mA-1500lm-2700K-CRI90

8935D-4008 LED 13W-700mA-1700lm-4000K-CRI90

Weight / Peso / Gewicht / Poids

7,5 Kg

Materials / Materiali / Materialien / Matériaux

CRISTALY® Paintable / Colorabile / Färbbar / Colorable

Plasterboard hole / Foro cartongesso / Bohrung im Gipskarton / Trou pour plaque de plâtre

410 x 410 mm

Compatible DRIVERS / DRIVER compatibili / Kompatible DRIVER / DRIVERS compatibles

026.255 DRIVER ON/OFF min11,9W max18,2W 700mA

026.256 DRIVER ON/OFF min25,2W max35,7W 700mA

026.300 DRIVER DIM PUSH/0-10V/DALI 28W 700mA

026.307 DRIVER DIM PUSH/1-10V/DALI 40.6W 700mA

Accessories / Accessori / Zubehöre / Accessoires

099.142 Emergency Kit / Kit emergenza / Notfall-Kit / Kit d'urgence (P.644)



(GU10)



(LED)

IP20



(LED)

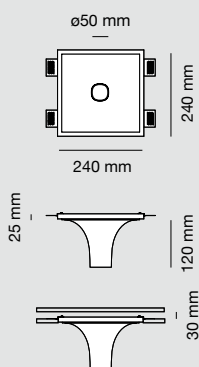


(LED)



(LED)

8935G LARIA SMALL



Article code / Codice articolo / Artikelnummer / Code de l'article

Bulb not included / Lampadina non inclusa / Leuchtmittel nicht inbegriffen / Ampoule non incluse

8935G-35 GU10 ø50 MAX 10W-240V

Weight / Peso / Gewicht / Poids

1,65 Kg

Materials / Materiali / Materialien / Matériaux

CRISTALY® Paintable / Colorabile / Färbbar / Colorable

Plasterboard hole / Foro cartongesso / Bohrung im Gipskarton / Trou pour plaque de plâtre

245 x 245 mm

Accessories / Accessori / Zubehöre / Accessoires

023.470 Housing box for brickwork / Controcassa per muratura

Einbaugehäuse für Betonwand / Boîtier pour béton/briques

[Housing box / Controcassa / Gegengehäuses / Contre-caisse 247 x 247 x 50 mm]

[Hole / Foro / Bohrung / Trou 280 x 280 x 60mm]

L011-30161 LED 7W 220-240V 3000K 60°

L012-30163 LED 9W 220-240V 3000K 60°

L014-30161 LED 7W 220-240V 3000K 30°

L015-30163 LED 9W 220-240V 3000K 30°

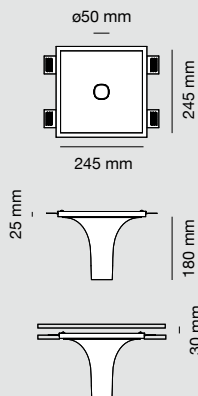


IP20



Art.		Ceiling recessed lighting
4110	4118	Incasso a plafone
4111	4114	Decken-Einbauleuchten
4113	8935	Encastrés Plafonds

8935H LARIA



Article code / Codice articolo / Artikelnummer / Code de l'article

Bulb not included / Lampadina non inclusa / Leuchtmittel nicht inbegriffen / Ampoule non incluse
8935H-35 GU10 ø50 MAX 10W-240V

Weight / Peso / Gewicht / Poids

1,55 Kg

Materials / Materiali / Materialien / Matériaux

CRISTALY® Paintable / Colorabile / Färbbar / Colorable

Plasterboard hole / Foro cartongesso / Bohrung im Gipskarton / Trou pour plaque de plâtre
 250 x 250 mm

Accessories / Accessori / Zubehöre / Accessoires


023.470 Housing box for brickwork / Controcassa per muratura
 Einbaugehäuse für Betonwand / Boîtier pour béton/briques
 [Housing box / Controcassa / Gegengehäuses / Contre-caisse 247 x 247 x 50 mm]
 [Hole / Foro / Bohrung / Trou 280 x 280 x 60mm]

L011-30161 LED 7W 220-240V 3000K 60°

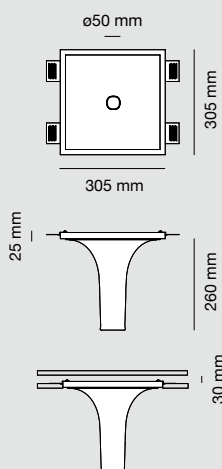
L012-30163 LED 9W 220-240V 3000K 60°

L014-30161 LED 7W 220-240V 3000K 30°

L015-30163 LED 9W 220-240V 3000K 30°



8935I LARIA BIG



Article code / Codice articolo / Artikelnummer / Code de l'article

Bulb not included / Lampadina non inclusa / Leuchtmittel nicht inbegriffen / Ampoule non incluse
8935I-35 GU10 ø50 MAX 10W-240V

Weight / Peso / Gewicht / Poids

2,7 Kg

Materials / Materiali / Materialien / Matériaux

CRISTALY® Paintable / Colorabile / Färbbar / Colorable

Plasterboard hole / Foro cartongesso / Bohrung im Gipskarton / Trou pour plaque de plâtre
 310 x 310 mm

Accessories / Accessori / Zubehöre / Accessoires

023.462 Housing box for brickwork / Controcassa per muratura
 Einbaugehäuse für Betonwand / Boîtier pour béton/briques
 [Housing box / Controcassa / Gegengehäuses / Contre-caisse 310 x 310 x 50 mm]
 [Hole / Foro / Bohrung / Trou 340 x 340 x 60 mm]

L011-30161 LED 7W 220-240V 3000K 60°

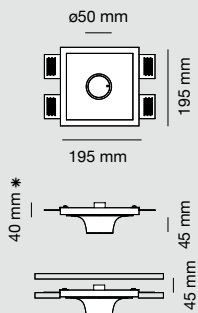
L012-30163 LED 9W 220-240V 3000K 60°

L014-30161 LED 7W 220-240V 3000K 30°

L015-30163 LED 9W 220-240V 3000K 30°



Art.		Ceiling recessed lighting
4110	4118	Incasso a plafone
4111	4114	Decken-Einbauleuchten
4113	8935	Encastrés Plafonds

**Article code / Codice articolo / Artikelnummer / Code de l'article**

Bulb not included / Lampadina non inclusa / Leuchtmittel nicht inbegriffen / Ampoule non incluse
 8935L-35 GU10 ø50 MAX 10W-240V

Weight / Peso / Gewicht / Poids

1,2 Kg

Materials / Materiali / Materialien / Matériaux

CRISTALY® Paintable / Colorabile / Färbbar / Colorable

Plasterboard hole / Foro cartongesso / Bohrung im Gipskarton / Trou pour plaque de plâtre

200 x 200 mm

Accessories / Accessori / Zubehöre / Accessoires

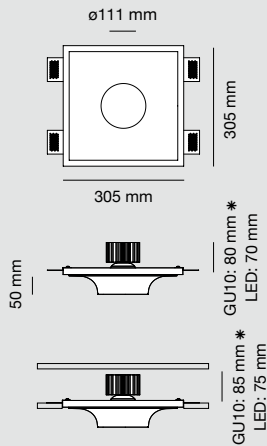
023.447	Housing box for brickwork / Controcassa per muratura Einbaugehäuse für Betonwand / Boîtier pour béton/briques [Housing box / Controcassa / Gegengehäuses / Contre-caisse 200 x 200 x 120 mm] [Hole / Foro / Bohrung / Trou 230 x 230 x 130 mm]
L011-30161	LED 7W 220-240V 3000K 60°
L012-30163	LED 9W 220-240V 3000K 60°
L014-30161	LED 7W 220-240V 3000K 30°
L015-30163	LED 9W 220-240V 3000K 30°



IP20



* Height including OSRAM GU10 H52 mm lamp and lampholder
 Altezza inclusa lampadina OSRAM GU10 H52 mm e portalampada
 Höhe inkl. OSRAM GU10 H52 mm Lampe und Fassung
 Hauteur compris ampoule OSRAM GU10 H52 mm et source



Article code / Codice articolo / Artikelnummer / Code de l'article

- Bulb not included / Lampadina non inclusa / Leuchtmittel nicht inbegriffen / Ampoule non incluse
- 8935M-35 GU10 $\phi 111$ MAX 20W-240V
- DRIVER not included / DRIVER non incluso / DRIVER nicht inbegriffen / DRIVER non inclus
- 8935M-3006 LED 6.5W-350mA-850lm-3000K-CRI90
- 8935M-2706 LED 6.5W-350mA-800lm-2700K-CRI90
- 8935M-4006 LED 6.5W-350mA-900lm-4000K-CRI90
- 8935M-3008 LED 13W-700mA-1600lm-3000K-CRI90
- 8935M-2708 LED 13W-700mA-1500lm-2700K-CRI90
- 8935M-4008 LED 13W-700mA-1700lm-4000K-CRI90

Weight / Peso / Gewicht / Poids

2,9 Kg

Materials / Materiali / Materialien / Matériaux

CRISTALY® Paintable / Colorabile / Färbbar / Colorable

Plasterboard hole / Foro cartongesso / Bohrung im Gipskarton / Trou pour plaque de plâtre
310 x 310 mm

Compatible DRIVERS / DRIVER compatibili / Kompatible DRIVER / DRIVERS compatibles

- Electrical part / Parte elettrica / Elektrischer Teil / Partie électrique: 6.5W-350mA
- 026.251 DRIVER ON/OFF min6W max8,8W 350mA
- 026.252 DRIVER ON/OFF min12,6W max18,2W 350mA
- 026.221 DRIVER ON/OFF min9,8W max35W 350mA
- 026.300 DRIVER DIM PUSH/0-10V/DALI 16,1W 350mA
- 026.187 DRIVER DIM 0-10V 35W 350mA
- 026.185 DRIVER DIM PUSH/DALI 35W 350mA
- Electrical part / Parte elettrica / Elektrischer Teil / Partie électrique: 13W-700mA
- 026.255 DRIVER ON/OFF min11,9W max18,2W 700mA
- 026.256 DRIVER ON/OFF min25,2W max35,7W 700mA
- 026.300 DRIVER DIM PUSH/0-10V/DALI 28W 700mA
- 026.307 DRIVER DIM PUSH/1-10V/DALI 40.6W 700mA

Accessories / Accessori / Zubehöre / Accessoires

- 023.480 Housing box for brickwork / Controcassa per muratura
Einbaugehäuse für Betonwand / Boîtier pour béton/briques
[Housing box / Controcassa / Gegengehäuses / Contre-caisse 310 x 310 x 80 mm]
[Hole / Foro / Bohrung / Trou 340 x 340 x 90 mm]
- 099.142 Emergency Kit / Kit emergenza / Notfall-Kit / Kit d'urgence (P.644)



* Height including GU10 H75 mm lamp and lampholder
Altezza inclusa lampadina GU10 H75 mm e portalampada
Höhe inkl. GU10 H75 mm Lampe und Fassung
Hauteur compris ampoule GU10 H75 mm et source

8936B OVOLO BIG

8937A MEDEA

8937B MEDEA BIG

8917 GRAFFIO

Designed by 9010novantadieci

EN These ceiling lights denote versatility and practicality; they can be installed individually as decorative lights or in compositions as diffused lighting elements. This family of CRISTALY® recessed ceiling lamps, with integrated LED light source, bring a distinctive note to the home environment.


IT Gli apparecchi a plafone denotano versatilità e praticità, possono essere installati singolarmente come luce decorativa o in composizioni come elementi a luce diffusa. Questa famiglia di lampade da soffitto in CRISTALY®, con sorgente luminosa a LED integrata, apportano una nota distintiva all'ambiente domestico.

DE Die vielseitigen und praktischen Deckenleuchten können einzeln als Zierlichter oder in Kompositionen zur Erzielung von diffusen Lichteffekten installiert werden. Diese Deckenleuchtenfamilie aus CRISTALY® weist eine integrierte LED-Lichtquelle auf und verleiht jedem Wohnambiente einen besonderen Touch.

FR Les plafonniers sont synonymes de polyvalence et de praticité. Ils peuvent être installés individuellement comme lumière décorative ou dans des compositions comme éléments d'éclairage diffus. Cette famille de plafonniers en CRISTALY®, avec source lumineuse LED intégrée, apporte une distinction à l'environnement domestique.



Art. 8936B



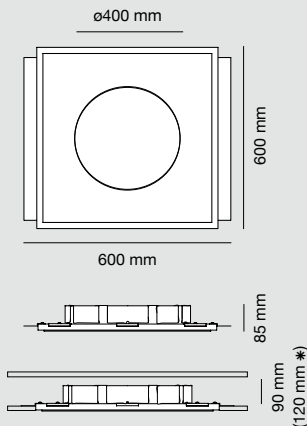
Art.
8936B
8937
8917

Ceiling recessed lighting
Incasso a plafone
Decken-Einbauleuchten
Encastrés Plafonds



Art. 8917

8936B OVOLO BIG



Article code / Codice articolo / Artikelnummer / Code de l'article

DRIVER not included / DRIVER non incluso / DRIVER nicht inbegriffen / DRIVER non inclus

8936B-3014 LED 52W-1400mA-6000lm-3000K-CRI85

8936B-2714 LED 52W-1400mA-5700lm-2700K-CRI85

8936B-4014 LED 52W-1400mA-6360lm-4000K-CRI85

Weight / Peso / Gewicht / Poids

8 Kg

Materials / Materiali / Materialien / Matériaux

CRISTALY® Paintable / Colorabile / Färbbar / Colorable

Cover / Schermo / Schutzschirm aus / Écran

Glass diffuser (included) / Diffusore in vetro (incluso) / Glasdiffusor (inbegriffen) / Diffuseur en verre (inclus)

Plasterboard hole / Foro cartongesso / Bohrung im Gipskarton / Trou pour plaque de plâtre

605 x 605 mm

Compatible DRIVERS / DRIVER compatibili / Kompatible DRIVER / DRIVERS compatibles

026.212 DRIVER ON/OFF min35W max60,2W 1400mA

Dimmable driver on demand / Alimentatore dimmerabile su richiesta

Dimmbares Netzgerät auf Anfrage / Bloc d'alimentation dimmable sur demande

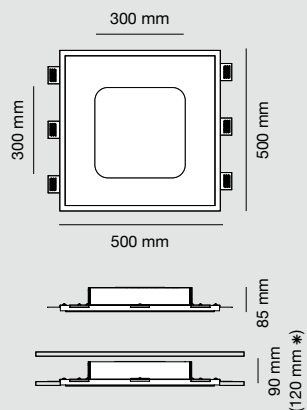
Accessories / Accessori / Zubehöre / Accessoires

099.142 Emergency Kit / Kit emergenza / Notfall-Kit / Kit d'urgence (P.644)



* Measure with driver in counterceiling
Misura con alimentatore in controsoffitto
Abmessung mit Betriebsgerät in der Zwischendecke
Mesure avec alimentation en contre-plafond

8937A MEDEA



Article code / Codice articolo / Artikelnummer / Code de l'article

DRIVER not included / DRIVER non incluso / DRIVER nicht inbegriffen / DRIVER non inclus

8937A-3028 LED 25W-700mA-3550lm-3000K-CRI85

8937A-2728 LED 25W-700mA-3370lm-2700K-CRI85

8937A-4028 LED 25W-700mA-3760lm-4000K-CRI85

Weight / Peso / Gewicht / Poids

6,5 Kg

Materials / Materiali / Materialien / Matériaux

CRISTALY® Paintable / Colorabile / Färbbar / Colorable

Cover / Schermo / Schutzschirm aus / Écran

Glass diffuser (included) / Diffusore in vetro (incluso) / Glasdiffusor (inbegriffen) / Diffuseur en verre (inclus)

Plasterboard hole / Foro cartongesso / Bohrung im Gipskarton / Trou pour plaque de plâtre

505 x 505 mm

Compatible DRIVERS / DRIVER compatibili / Kompatible DRIVER / DRIVERS compatibles

026.256 DRIVER ON/OFF min25,2W max35,7W 700mA

026.307 DRIVER DIM PUSH/1-10V/DALI 40.6W 700mA

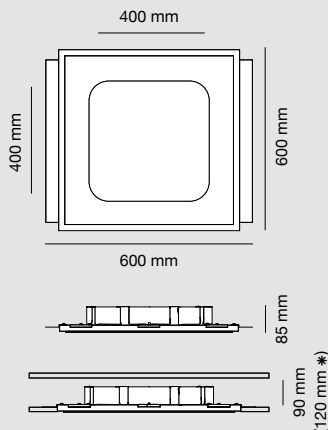
Accessories / Accessori / Zubehöre / Accessoires

099.142 Emergency Kit / Kit emergenza / Notfall-Kit / Kit d'urgence (P.644)



* Measure with driver in counterceiling
Misura con alimentatore in controsoffitto
Abmessung mit Betriebsgerät in der Zwischendecke
Mesure avec alimentation en contre-plafond

8937B MEDEA BIG



Article code / Codice articolo / Artikelnummer / Code de l'article

DRIVER not included / DRIVER non incluso / DRIVER nicht inbegriffen / DRIVER non inclus

8937B-3029 LED 51W-1050mA-7100lm-3000K-CRI85

8937B-2729 LED 51W-1050mA-6740lm-2700K-CRI85

8937B-4029 LED 51W-1050mA-7500lm-4000K-CRI85

Weight / Peso / Gewicht / Poids

9,5 Kg

Materials / Materiali / Materialien / Matériaux

CRISTALY® Paintable / Colorabile / Färbbar / Colorable

Cover / Schermo / Schutzschirm aus / Écran

Glass diffuser (included) / Diffusore in vetro (incluso) / Glasdiffusor (inbegriffen) / Diffuseur en verre (inclus)

Plasterboard hole / Foro cartongesso / Bohrung im Gipskarton / Trou pour plaque de plâtre

605 x 605 mm

Compatible DRIVERS / DRIVER compatibili / Kompatible DRIVER / DRIVERS compatibles

026.205

DRIVER ON/OFF min35,7W max59,9W 1050mA

Dimmable driver on demand / Alimentatore dimmerabile su richiesta

Dimmbares Netzgerät auf Anfrage / Bloc d'alimentation dimmable sur demande

Accessories / Accessori / Zubehöre / Accessoires

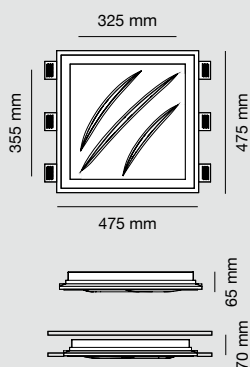
099.142

Emergency Kit / Kit emergenza / Notfall-Kit / Kit d'urgence (P.644)



* Measure with driver in counterceiling
Misura con alimentatore in controsoffitto
Abmessung mit Betriebsgerät in der Zwischendecke
Mesure avec alimentation en contre-plafond

8917 GRAFFIO



Article code / Codice articolo / Artikelnummer / Code de l'article

DRIVER not included / DRIVER non incluso / DRIVER nicht inbegriffen / DRIVER non inclus

8917-3005 LED 28.5W-24Vdc-2550lm-3000K-CRI85

8917-2705 LED 28.5W-24Vdc-2400lm-2700K-CRI85

8917-4005 LED 28.5W-24Vdc-2700lm-4000K-CRI85

Weight / Peso / Gewicht / Poids

6,2 Kg

Materials / Materiali / Materialien / Matériaux

CRISTALY® Paintable / Colorabile / Färbbar / Colorable

Plasterboard hole / Foro cartongesso / Bohrung im Gipskarton / Trou pour plaque de plâtre

480 x 480 mm

Compatible DRIVERS / DRIVER compatibili / Kompatible DRIVER / DRIVERS compatibles

026.259 DRIVER ON/OFF 30W 24Vdc DRIVER

026.260 ON/OFF 60W 24Vdc DRIVER ON/OFF

026.261 150W 24Vdc DRIVER ON/OFF 240W

026.262 24Vdc DRIVER DIM PUSH/1-10V 60W

026.209 24Vdc

026.190 + 026.260 DRIVER DIM PUSH/0-10V/DALI 60W 24Vdc

026.190 + 026.261 DRIVER DIM PUSH/0-10V/DALI 150W 24Vdc

026.190 + 026.262 DRIVER DIM PUSH/0-10V/DALI 240W 24Vdc

Accessories / Accessori / Zubehöre / Accessoires

099.142

Emergency Kit / Kit emergenza / Notfall-Kit / Kit d'urgence (P.644)



WALL LIGHTING
A PARETE
WANDLEUCHTEN
APPLIQUES



2012 ESTIA

2013 ESTIA FLEX

2014 ESTIA BIG

Designed by 9010novantadiecì

EN The ESTIA collection stands out due to its modern design and harmonious lines. CERAMICA 9010® wall lamps are equipped with a double slit system, which ensures the even distribution of light, creating a welcoming and comfortable atmosphere.

IT La collezione ESTIA si contraddistingue per il suo design moderno dalle linee armoniche. Le applique da parete in CERAMICA 9010® sono dotate di un doppio sistema di fessure, che garantisce una distribuzione uniforme della luce per un'atmosfera accogliente e confortevole.

DE Die Kollektion ESTIA sticht durch ihr modernes Design und ihre harmonischen Linien hervor. Die Wandleuchten aus CERAMICA 9010® sind mit einem doppelten System von Spalten versehen, das eine gleichmäßige Verteilung des Lichtes gewährleistet und somit für eine gemütliche und komfortable Atmosphäre sorgt.

FR La collection ESTIA se distingue par son design moderne aux lignes harmonieuses. Les appliques en CERAMICA 9010® sont équipées d'un système de double fente, qui assure une répartition homogène de la lumière pour une atmosphère chaleureuse et confortable.



Art. 2012



Art. 2013



Art. 2014



Art. 2013, 2012

Art. 2012



Art. 2014



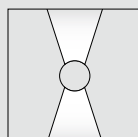
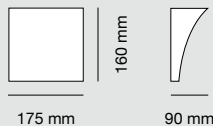
Art. 2013



Art.
2012
2013
2014

Wall lighting
A parete
Wandleuchten
Appliques

2012 ESTIA



Article code / Codice articolo / Artikelnummer / Code de l'article

Bulb not included / Lampadina non inclusa / Leuchtmittel nicht inbegriffen / Ampoule non incluse

2012-52 G9 60W-240V

Bulb / Lampadina / Leuchtmittel / Ampoule: MAX L 100 mm

DRIVER included / DRIVER incluso / DRIVER inbegriffen / DRIVER inclus

2012-3057 LED 9W-220-240V-1350lm-3000K-CRI85

2012-2757 LED 9W-220-240V-1300lm-2700K-CRI85

2012-4057 LED 9W-220-240V-1400lm-4000K-CRI85

Dimmable phase cut power supply / Dimmerabile a taglio di fase

Dimmbare Phasenanschnitt-Betriebsgerät / Alimentation dimmable à coupure de phase

2012-3057T DIM LED 9W-220-240V-1350lm-3000K-CRI85

2012-2757T DIM LED 9W-220-240V-1300lm-2700K-CRI85

2012-4057T DIM LED 9W-220-240V-1400lm-4000K-CRI85

Weight / Peso / Gewicht / Poids

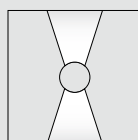
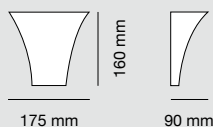
0,9 Kg

Materials / Materiali / Materialien / Matériaux

CERAMICA 9010® Paintable / Colorabile / Färbbar / Colorable



2013 ESTIA FLEX



Article code / Codice articolo / Artikelnummer / Code de l'article

Bulb not included / Lampadina non inclusa / Leuchtmittel nicht inbegriffen / Ampoule non incluse

2013-52 G9 60W-240V

Bulb / Lampadina / Leuchtmittel / Ampoule: MAX L 90 mm

DRIVER included / DRIVER incluso / DRIVER inbegriffen / DRIVER inclus

2013-3056 LED 6W-220-240V-900lm-3000K-CRI85

2013-2756 LED 6W-220-240V-850lm-2700K-CRI85

2013-4056 LED 6W-220-240V-950lm-4000K-CRI85

Dimmable phase cut power supply / Dimmerabile a taglio di fase

Dimmbare Phasenanschnitt-Betriebsgerät / Alimentation dimmable à coupure de phase

2013-3056T DIM LED 6W-220-240V-900lm-3000K-CRI85

2013-2756T DIM LED 6W-220-240V-850lm-2700K-CRI85

2013-4056T DIM LED 6W-220-240V-950lm-4000K-CRI85

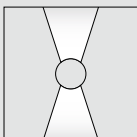
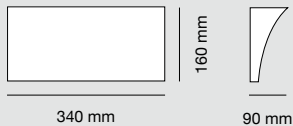
Weight / Peso / Gewicht / Poids

0,55 Kg

Materials / Materiali / Materialien / Matériaux

CERAMICA 9010® Paintable / Colorabile / Färbbar / Colorable





Article code / Codice articolo / Artikelnummer / Code de l'article

Bulb not included / Lampadina non inclusa / Leuchtmittel nicht inbegriffen / Ampoule non incluse

2014-52 G9 2X60W-240V

Bulb / Lampadina / Leuchtmittel / Ampoule: MAX L 90 mm

DRIVER included / DRIVER incluso / DRIVER inbegriffen / DRIVER inclus

2014-3060 LED 18W-220-240V-2700lm-3000K-CRI85

2014-2760 LED 18W-220-240V-2550lm-2700K-CRI85

2014-4060 LED 18W-220-240V-2850lm-4000K-CRI85

Weight / Peso / Gewicht / Poids

1,65 Kg

Materials / Materiali / Materialien / Matériaux

CERAMICA 9010® Paintable / Colorabile / Färbbar / Colorable



8342 ANEMOS

2388 YPERO

2601A KATAI

2497 FOLIO

2474 ZABE

Designed by 9010novantadiecì, Matteo Beraldi

EN This collection of wall lamps is designed to adapt to the aesthetic and functional needs of everyday life. The body of the bi-emission lamps is made of CERAMICA 9010® with an essential but extremely recognizable design.

IT La collezione di applique da parete è stata progettata per adattarsi alle esigenze estetiche e funzionali del quotidiano. Il corpo delle lampade a biemissione è realizzato in CERAMICA 9010® con un design essenziale ma estremamente riconoscibile.

DE Die Wandleuchtenkollektion wurde eigens entwickelt, um den verschiedenen Anforderungen nach Ästhetik und Funktionalität im Alltagsleben zu entsprechen. Der zweiflammige Lampenkörper ist aus CERAMICA 9010® gefertigt und weist ein wesentliches und dennoch extrem wiedererkennbares Design auf.

FR La collection d'applique est conçue pour s'adapter aux exigences esthétiques et fonctionnelles de la vie quotidienne. Le corps des lampes à double émission est en CERAMICA 9010® avec un design sobre mais extrêmement reconnaissable.

Art.		Wall lighting
8342		A parete
2388	2497	Wandleuchten
2601A	2474	Appliques



Art. 2497

Art.
8342
2388 2497
2601A 2474

Wall lighting
A parete
Wandleuchten
Appliques



Art. 2388



Art. 2474

Art. 2601A



Art.
8342
2388 2497
2601A 2474

Wall lighting
A parete
Wandleuchten
Appliques



Art. 8342 Private house - Parma, Italy

Art.		Wall lighting
8342		A parete
2388	2497	Wandleuchten
2601A	2474	Appliques



Art. 8342

Art. 2601A



Art. 2388



Art.
8342
2388 2497
2601A 2474

Wall lighting
A parete
Wandleuchten
Appliques



Art. 2474

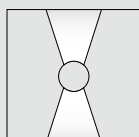
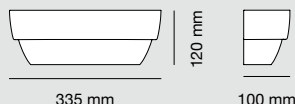
Art. 2497



Art.
8342
2388 2497
2601A 2474

Wall lighting
A parete
Wandleuchten
Appliques

8342 ANEMOS



Article code / Codice articolo / Artikelnummer / Code de l'article

Bulb not included / Lampadina non inclusa / Leuchtmittel nicht inbegriffen / Ampoule non incluse

8342-41 E27 52W-240V

Bulb / Lampadina / Leuchtmittel / Ampoule: MAX L 165 mm

DRIVER included / DRIVER incluso / DRIVER inbegriffen / DRIVER inclus

8342-3058 LED 12W-220-240V-1800lm-3000K-CRI85

8342-2758 LED 12W-220-240V-1700lm-2700K-CRI85

8342-4058 LED 12W-220-240V-1900lm-4000K-CRI85

Dimmable phase cut power supply / Dimmerabile a taglio di fase

Dimmbare Phasenanschnitt-Betriebsgerät / Alimentation dimmable à coupure de phase

8342-3058T DIM LED 12W-220-240V-1800lm-3000K-CRI85

8342-2758T DIM LED 12W-220-240V-1700lm-2700K-CRI85

8342-4058T DIM LED 12W-220-240V-1900lm-4000K-CRI85

Weight / Peso / Gewicht / Poids

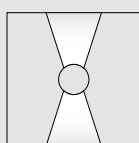
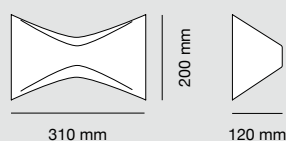
1,25 Kg

Materials / Materiali / Materialien / Matériaux

CERAMICA 9010® Paintable / Colorabile / Färbbar / Colorable



2388 YPERO



Article code / Codice articolo / Artikelnummer / Code de l'article

Bulb not included / Lampadina non inclusa / Leuchtmittel nicht inbegriffen / Ampoule non incluse

2388-52 G9 60W-240V

Bulb / Lampadina / Leuchtmittel / Ampoule: MAX L 50 mm

DRIVER included / DRIVER incluso / DRIVER inbegriffen / DRIVER inclus

2388-3057 LED 9W-220-240V-1350lm-3000K-CRI85

2388-2757 LED 9W-220-240V-1300lm-2700K-CRI85

2388-4057 LED 9W-220-240V-1400lm-4000K-CRI85

Dimmable phase cut power supply / Dimmerabile a taglio di fase

Dimmbare Phasenanschnitt-Betriebsgerät / Alimentation dimmable à coupure de phase

2388-3057T DIM LED 9W-220-240V-1350lm-3000K-CRI85

2388-2757T DIM LED 9W-220-240V-1300lm-2700K-CRI85

2388-4057T DIM LED 9W-220-240V-1400lm-4000K-CRI85

Weight / Peso / Gewicht / Poids

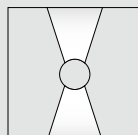
1,05 Kg

Materials / Materiali / Materialien / Matériaux

CERAMICA 9010® Paintable / Colorabile / Färbbar / Colorable



2601A KATAI



Article code / Codice articolo / Artikelnummer / Code de l'article

Bulb not included / Lampadina non inclusa / Leuchtmittel nicht inbegriffen / Ampoule non incluse

2601A-52 G9 60W-240V

Bulb / Lampadina / Leuchtmittel / Ampoule: MAX L 50 mm

DRIVER included / DRIVER incluso / DRIVER inbegriffen / DRIVER inclus

2601A-3056 LED 6W-220-240V-900lm-3000K-CRI85

2601A-2756 LED 6W-220-240V-850lm-2700K-CRI85

2601A-4056 LED 6W-220-240V-950lm-4000K-CRI85

Dimmable phase cut power supply / Dimmerabile a taglio di fase

Dimmbare Phasenanschnitt-Betriebsgerät / Alimentation dimmable à coupure de phase

2601A-3056T DIM LED 6W-220-240V-900lm-3000K-CRI85

2601A-2756T DIM LED 6W-220-240V-850lm-2700K-CRI85

2601A-4056T DIM LED 6W-220-240V-950lm-4000K-CRI85

Weight / Peso / Gewicht / Poids

0,95 Kg

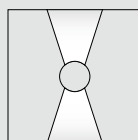
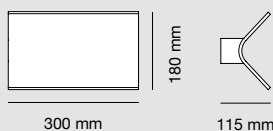
Materials / Materiali / Materialien / Matériaux

CERAMICA 9010® Paintable / Colorabile / Färbbar / Colorable



2497 FOLIO

Designed by Matteo Beraldi



Article code / Codice articolo / Artikelnummer / Code de l'article

DRIVER included / DRIVER incluso / DRIVER inbegriffen / DRIVER inclus

2497-3080 LED 18W-220-240V-2700lm-3000K-CRI85

2497-2780 LED 18W-220-240V-2550lm-2700K-CRI85

2497-4080 LED 18W-220-240V-2850lm-4000K-CRI85

Dimmable phase cut power supply / Dimmerabile a taglio di fase

Dimmbare Phasenanschnitt-Betriebsgerät / Alimentation dimmable à coupure de phase

2497-3080T DIM LED 18W-220-240V-2700lm-3000K-CRI85

2497-2780T DIM LED 18W-220-240V-2550lm-2700K-CRI85

2497-4080T DIM LED 18W-220-240V-2850lm-4000K-CRI85

Weight / Peso / Gewicht / Poids

1,05 Kg

Materials / Materiali / Materialien / Matériaux

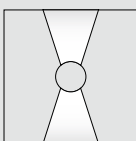
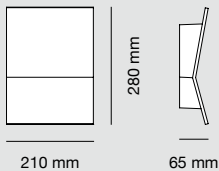
CERAMICA 9010® Paintable / Colorabile / Färbbar / Colorable

Cover / Schermo / Schutzschirm aus / Écran

Opal methacrylate (included) / Metacrilato opalino (incluso)

Trüßem Methacrylat (inbegriffen) / Méthacrylate opalin (inclus)





Article code / Codice articolo / Artikelnummer / Code de l'article
 DRIVER included / DRIVER incluso / DRIVER inbegriffen / DRIVER inclus
 2474-3080 LED 18W-220-240V-2700lm-3000K-CRI85
 2474-2780 LED 18W-220-240V-2550lm-2700K-CRI85
 2474-4080 LED 18W-220-240V-2850lm-4000K-CRI85

Dimmable phase cut power supply / Dimmerabile a taglio di fase
 Dimmbare Phasenanschnitt-Betriebsgerät / Alimentation dimmable à coupure de phase
 2474-3080T DIM LED 18W-220-240V-2700lm-3000K-CRI85
 2474-2780T DIM LED 18W-220-240V-2550lm-2700K-CRI85
 2474-4080T DIM LED 18W-220-240V-2850lm-4000K-CRI85

Weight / Peso / Gewicht / Poids
 1,1 Kg

Materials / Materiali / Materialien / Matériaux
 CERAMICA 9010® Paintable / Colorabile / Färbbar / Colorable

CE  IP20

2498 AMOS
2503 THALA
2504 THALA FLEX
2613B ARMONIE LEGATE
2614B ARMONIE
2615A KYMA

Designed by 9010novantadiecì

EN The design of this series of wall lamps draws inspiration from harmonious lines, giving the light the shape it deserves. The bodies of CERAMICA 9010® lamps pleasantly diffuse bi-emission light throughout the room.

IT Il design di questa serie di applique a parete trae ispirazione da linee armoniose, conferendo alla luce la forma che merita. I corpi delle lampade in CERAMICA 9010® diffondono piacevolmente la luce a biemissione in tutta la stanza.

DE Das Design dieser Wandleuchterserie inspiriert sich an harmonischen Linien und verleiht dem Licht seine ihm gebührende Form. Die zweiflammigen Lampenkörper aus CERAMICA 9010® verbreiten ein angenehmes Licht im ganzen Raum.

FR Le design de cette série d'appliques s'inspire de lignes harmonieuses, donnant à la lumière la forme qu'elle mérite. Les corps des lampes en CERAMICA 9010® diffusent agréablement une lumière par double émission dans toute la pièce.

Art.		Wall lighting
2498	2613B	A parete
2503	2614B	Wandleuchten
2504	2615A	Appliques



Art.		Wall lighting
2498	2613B	A parete
2503	2614B	Wandleuchten
2504	2615A	Appliques



Art. 2503

Art. 2498



Art. 2503



Art. 2504



Art.		Wall lighting
2498	2613B	A parete
2503	2614B	Wandleuchten
2504	2615A	Appliques



Art. 2613B



Art. 2614B



Art.
2498 2613B
2503 2614B
2504 2615A

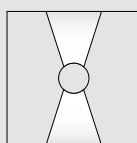
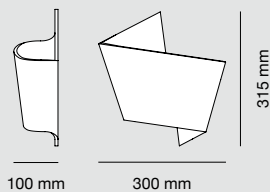
Wall lighting
A parete
Wandleuchten
Appliques



Art. 2615A

Art.		Wall lighting
2498	2613B	A parete
2503	2614B	Wandleuchten
2504	2615A	Appliques

2498 AMOS



Article code / Codice articolo / Artikelnummer / Code de l'article

DRIVER included / DRIVER incluso / DRIVER inbegriffen / DRIVER inclus

2498-3080 LED 18W-220-240V-2700lm-3000K-CRI85

2498-2780 LED 18W-220-240V-2550lm-2700K-CRI85

2498-4080 LED 18W-220-240V-2850lm-4000K-CRI85

Dimmable phase cut power supply / Dimmerabile a taglio di fase

Dimmbare Phasenanschnitt-Betriebsgerät / Alimentation dimmable à coupure de phase

2498-3080T DIM LED 18W-220-240V-2700lm-3000K-CRI85

2498-2780T DIM LED 18W-220-240V-2550lm-2700K-CRI85

2498-4080T DIM LED 18W-220-240V-2850lm-4000K-CRI85

Weight / Peso / Gewicht / Poids

1,6 Kg

Materials / Materiali / Materialien / Matériaux

CERAMICA 9010® Paintable / Colorabile / Färbbar / Colorable

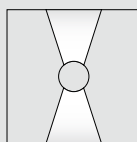
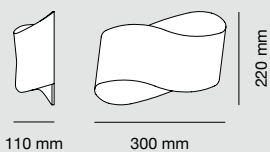
Cover / Schermo / Schutzschirm aus / Écran

Opal methacrylate (included) / Metacrilato opalino (incluso)

Trübem Methacrylat (inbegriffen) / Méthacrylate opalin (inclus)



2503 THALA



Article code / Codice articolo / Artikelnummer / Code de l'article

DRIVER included / DRIVER incluso / DRIVER inbegriffen / DRIVER inclus

2503-3080 LED 18W-220-240V-2700lm-3000K-CRI85

2503-2780 LED 18W-220-240V-2550lm-2700K-CRI85

2503-4080 LED 18W-220-240V-2850lm-4000K-CRI85

Dimmable phase cut power supply / Dimmerabile a taglio di fase

Dimmbare Phasenanschnitt-Betriebsgerät / Alimentation dimmable à coupure de phase

2503-3080T DIM LED 18W-220-240V-2700lm-3000K-CRI85

2503-2780T DIM LED 18W-220-240V-2550lm-2700K-CRI85

2503-4080T DIM LED 18W-220-240V-2850lm-4000K-CRI85

Weight / Peso / Gewicht / Poids

1,65 Kg

Materials / Materiali / Materialien / Matériaux

CERAMICA 9010® Paintable / Colorabile / Färbbar / Colorable

Cover / Schermo / Schutzschirm aus / Écran

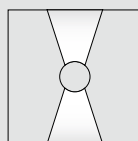
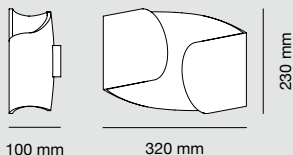
Opal methacrylate (included) / Metacrilato opalino (incluso)

Trübem Methacrylat (inbegriffen) / Méthacrylate opalin (inclus)



Art.		Wall lighting
2498	2613B	A parete
2503	2614B	Wandleuchten
2504	2615A	Appliques

2504 THALA FLEX



Article code / Codice articolo / Artikelnummer / Code de l'article

DRIVER included / DRIVER incluso / DRIVER inbegriffen / DRIVER inclus

2504-3048 LED 12W-220-240V-1800lm-3000K-CRI85

2504-2748 LED 12W-220-240V-1700lm-2700K-CRI85

2504-4048 LED 12W-220-240V-1900lm-4000K-CRI85

Dimmable phase cut power supply / Dimmerabile a taglio di fase

Dimmbare Phasenanschnitt-Betriebsgerät / Alimentation dimmable à coupure de phase

2504-3048T DIM LED 12W-220-240V-1800lm-3000K-CRI85

2504-2748T DIM LED 12W-220-240V-1700lm-2700K-CRI85

2504-4048T DIM LED 12W-220-240V-1900lm-4000K-CRI85

Weight / Peso / Gewicht / Poids

2 Kg

Materials / Materiali / Materialien / Matériaux

CERAMICA 9010® Paintable / Colorabile / Färbbar / Colorable

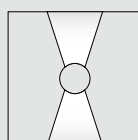
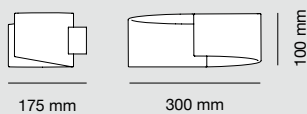
Cover / Schermo / Schutzschirm aus / Écran

Opal methacrylate (included) / Metacrilato opalino (incluso)

Trübem Methacrylat (inbegriffen) / Méthacrylate opalin (inclus)



2613B ARMONIE LEGATE



Article code / Codice articolo / Artikelnummer / Code de l'article

DRIVER included / DRIVER incluso / DRIVER inbegriffen / DRIVER inclus

2613B-3048 LED 12W-220-240V-1800lm-3000K-CRI85

2613B-2748 LED 12W-220-240V-1700lm-2700K-CRI85

2613B-4048 LED 12W-220-240V-1900lm-4000K-CRI85

Dimmable phase cut power supply / Dimmerabile a taglio di fase

Dimmbare Phasenanschnitt-Betriebsgerät / Alimentation dimmable à coupure de phase

2613B-3048T DIM LED 12W-220-240V-1800lm-3000K-CRI85

2613B-2748T DIM LED 12W-220-240V-1700lm-2700K-CRI85

2613B-4048T DIM LED 12W-220-240V-1900lm-4000K-CRI85

Weight / Peso / Gewicht / Poids

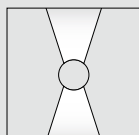
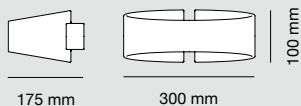
1,2 Kg

Materials / Materiali / Materialien / Matériaux

CERAMICA 9010® Paintable / Colorabile / Färbbar / Colorable



2614B ARMONIE



Article code / Codice articolo / Artikelnummer / Code de l'article

DRIVER included / DRIVER incluso / DRIVER inbegriffen / DRIVER inclus

2614B-3048 LED 12W-220-240V-1800lm-3000K-CRI85

2614B-2748 LED 12W-220-240V-1700lm-2700K-CRI85

2614B-4048 LED 12W-220-240V-1900lm-4000K-CRI85

Dimmable phase cut power supply / Dimmerabile a taglio di fase

Dimmbare Phasenanschnitt-Betriebsgerät / Alimentation dimmable à coupure de phase

2614B-3048T DIM LED 12W-220-240V-1800lm-3000K-CRI85

2614B-2748T DIM LED 12W-220-240V-1700lm-2700K-CRI85

2614B-4048T DIM LED 12W-220-240V-1900lm-4000K-CRI85

Weight / Peso / Gewicht / Poids

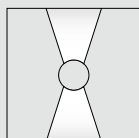
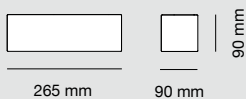
1,2 Kg

Materials / Materiali / Materialien / Matériaux

CERAMICA 9010® Paintable / Colorabile / Färbbar / Colorable



2615A KYMA



Article code / Codice articolo / Artikelnummer / Code de l'article

Bulb not included / Lampadina non inclusa / Leuchtmittel nicht inbegriffen / Ampoule non incluse

2615A-52 G9 60W-240V

Bulb / Lampadina / Leuchtmittel / Ampoule: MAX L 50 mm

DRIVER included / DRIVER incluso / DRIVER inbegriffen / DRIVER inclus

2615A-3047 LED 6W-220-240V-600lm-3000K-CRI85

2615A-2747 LED 6W-220-240V-570lm-2700K-CRI85

2615A-4047 LED 6W-220-240V-636lm-4000K-CRI85

Weight / Peso / Gewicht / Poids

0,45 Kg

Materials / Materiali / Materialien / Matériaux

CERAMICA 9010® Paintable / Colorabile / Färbbar / Colorable



Art.		Wall lighting
2498	2613B	A parete
2503	2614B	Wandleuchten
2504	2615A	Appliques

2516M MOKA
2516C SPOON
2516D FORK
2516G FARFALLA
2516H FUSILLO
2516R ASTERISK
2516S HASHTAK
2516W SAVON SMALL
2516V SAVON

Designed by 9010novantadieci

EN Customizing a room or a public space with bright elements that recall its mission is an intuitive, original choice, which tickles the imagination of customers and diners. CRISTALY® wall lighting systems become veritable furnishing accessories.

IT Personalizzare una stanza o un locale pubblico attraverso elementi luminosi che ne richiamano la mission è una scelta intuitiva, originale, che stuzzica l'immaginario di clienti e commensali. I sistemi di illuminazione a parete in CRISTALY® diventano veri e propri complementi d'arredo.

DE Die Mission eines Raumes oder eines öffentlichen Lokals durch Lichtelemente individuell hervorzuheben ist eine intuitive, originelle Wahl, welche die Vorstellungswelt von Kunden und Tischgästen anregt. Die Wandbeleuchtungssysteme aus CRISTALY® werden zu regelrechten Einrichtungsgegenständen.

FR Personnaliser une pièce ou un lieu public par des éléments d'éclairage qui rappellent sa mission est un choix intuitif et original qui stimule l'imagination des clients et des convives. Les systèmes d'éclairage mural en CRISTALY® deviennent de véritables accessoires d'ameublement.



Art. 2516H



Art. 2516R



Art. 2516C, 2516D

Art. 2516S



Art.
2516

Wall lighting
A parete
Wandleuchten
Appliques

DECOR AND FUNCTIONALITY
ESTETICA E FUNZIONALITÀ
ÄSTHETIK UND FUNKTIONALITÄT
ESTHÉTIQUE ET FONCTIONNALITÉ

EN Giving character to a room or a public place by adding lighting that enhances its function is an intuitive and original undertaking, which can impact the experience of guests and customers and create the identity of a place. Utensils are no longer hidden, they become furnishing accessories that are useful for lighting. Functional, but above all aesthetically interesting. CRISTALY® comes to life with everyday life gestures. Lighting that tells the story of a place, interacting with the setting and evoking a strong emotional impact. Items of everyday use, transformed into light.

IT Caratterizzare una stanza o un locale pubblico attraverso l'inserimento di elementi luminosi che ne richiamino la mission è una scelta intuitiva, originale e capace di imprimersi nell'immaginario di ospiti e clienti, creando l'identità di un luogo. Gli utensili non si nascondono più, anzi, diventano complementi d'arredo e utili all'illuminazione. Funzionali, ma soprattutto esteticamente interessanti. Il CRISTALY® prende vita nella quotidianità dei gesti. Un'illuminazione che racconta la storia di un luogo, giocando con l'ambiente che la ospita e regalando un forte impatto emozionale a chi la ammira. Oggetti di uso quotidiano si trasformano in luce.

DE Den Charakter eines Raums oder eines öffentlichen Ortes durch Einfügen von Leuchtelementen, die an seine Mission erinnern, hervorheben, ist eine intuitive, originelle Wahl, die sich in der Vorstellung von Gästen und Kunden einprägen und die Identität eines Ortes kreieren kann. Die Werkzeuge sind nicht mehr verdeckt, sondern dienen als Einrichtungszubehör für die Beleuchtung. Sie sind funktionell und optisch sehr interessant. CRISTALY® nimmt Gestalt an bei den Gesten des täglichen Lebens. Beleuchtung, die die Geschichte eines Ortes erzählt, mit dem Ambiente spielt, in der er sich befindet, und denen, die ihn bewundern, einen starken emotionalen Einfluss schenkt. Alltagsgegenstände werden in Licht verwandelt.

FR Caractériser une pièce ou un lieu public en introduisant des éléments lumineux qui rappellent leur mission est un choix intuitif, original et capable de s'imprimer dans l'imaginaire d'invités et clients, pour créer l'identité d'un lieu. Les ustensiles ne se cachent plus, ils deviennent même une partie intégrante de l'ameublement et de l'éclairage. Fonctionnels, mais surtout esthétiquement intéressants. Le CRISTALY® prend vie dans les gestes quotidiens. Un éclairage qui raconte l'histoire d'un lieu, en jouant avec l'espace qui l'accueille et en offrant un fort impact émotionnel à qui l'admire. Des objets de la vie quotidienne se transforment en lumière.

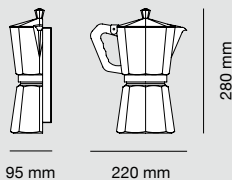
1	Art. 2516M
2	Art. 2516C
3	Art. 2516D
4	Art. 2516G
5	Art. 2516H
6	Art. 2516R
7	Art. 2516S
8	Art. 2516W
9	Art. 2516V





Art. 2516M, 2516C, 2516D

2516M MOKA



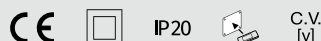
Article code / Codice articolo / Artikelnummer / Code de l'article
 DRIVER included / DRIVER incluso / DRIVER inbegriffen / DRIVER inclus
2516M-3045 LED 7W-220-240V-720lm-3000K-CRI90
2516M-2745 LED 7W-220-240V-685lm-2700K-CRI90
2516M-4045 LED 7W-220-240V-755lm-4000K-CRI90

Weight / Peso / Gewicht / Poids
 1,35 Kg

Materials / Materiali / Materialien / Matériaux
 CRISTALY® Paintable / Colorabile / Färbbar / Colorable

Cover / Schermo / Schutzschirm aus / Écran
 Opal methacrylate (included) / Metacrilato opalino (incluso)
 Trübem Methacrylat (inbegriffen) / Méthacrylate opalin (inclus)

Accessories / Accessori / Zubehöre / Accessoires
 099.142 Emergency Kit / Kit emergenza / Notfall-Kit / Kit d'urgence (P.644)

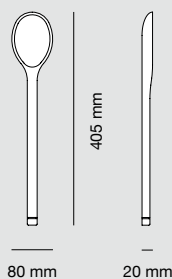


Range Collection / Collezione / Range-Kollektion / Collection Range



Art. 2516Q
 (P.463)

2516C SPOON



Article code / Codice articolo / Artikelnummer / Code de l'article
 DRIVER not included / DRIVER non incluso / DRIVER nicht inbegriffen / DRIVER non inclus
2516C-3002 LED 5.5W-24Vdc-580lm-3000K-CRI90
2516C-2702 LED 5.5W-24Vdc-550lm-2700K-CRI90
2516C-4002 LED 5.5W-24Vdc-600lm-4000K-CRI90

Weight / Peso / Gewicht / Poids
 0,3 Kg

Materials / Materiali / Materialien / Matériaux
 CRISTALY® Paintable / Colorabile / Färbbar / Colorable

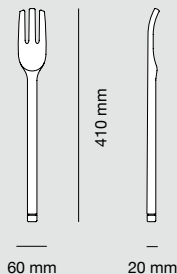
Cover / Schermo / Schutzschirm aus / Écran
 Opal polycarbonate (included) / Policarbonato opalino (incluso)
 Trübes Polycarbonat (inbegriffen) / Polycarbonate opalin (inclus)

Compatible DRIVERS / DRIVER compatibili / Kompatible DRIVER / DRIVERS compatibles
 026.258 DRIVER ON/OFF 12W 24Vdc
 026.259 DRIVER ON/OFF 30W 24Vdc
 026.260 DRIVER ON/OFF 60W 24Vdc
 026.301 DRIVER DIM PUSH/0-10V/DALI 24W 24Vdc
 026.209 DRIVER DIM PUSH/1-10V 60W 24Vdc
 026.190 + 026.260 DRIVER DIM PUSH/0-10V/DALI 60W 24Vdc

Accessories / Accessori / Zubehöre / Accessoires
 099.142 Emergency Kit / Kit emergenza / Notfall-Kit / Kit d'urgence (P.644)



2516D FORK



Article code / Codice articolo / Artikelnummer / Code de l'article

DRIVER not included / DRIVER non incluso / DRIVER nicht inbegriffen / DRIVER non inclus

2516D-3002 LED 4.5W-24Vdc-500lm-3000K-CRI90

2516D-2702 LED 4.5W-24Vdc-475lm-2700K-CRI90

2516D-4002 LED 4.5W-24Vdc-525lm-4000K-CRI90

Weight / Peso / Gewicht / Poids

0,25 Kg

Materials / Materiali / Materialien / Matériaux

CRISTALY® Paintable / Colorabile / Färbbar / Colorable

Cover / Schermo / Schutzschirm aus / Écran

Opal polycarbonate (included) / Policarbonato opalino (incluso)

Trübes Polycarbonat (inbegriffen) / Polycarbonate opalin (inclus)

Compatible DRIVERS / DRIVER compatibili / Kompatible DRIVER / DRIVERS compatibles

026.258 DRIVER ON/OFF 12W 24Vdc

026.259 DRIVER ON/OFF 30W 24Vdc

026.260 DRIVER ON/OFF 60W 24Vdc

026.301 DRIVER DIM PUSH/0-10V/DALI 24W 24Vdc

026.209 DRIVER DIM PUSH/1-10V 60W 24Vdc

026.190 + 026.260 DRIVER DIM PUSH/0-10V/DALI 60W 24Vdc

Accessories / Accessori / Zubehöre / Accessoires

099.142 Emergency Kit / Kit emergenza / Notfall-Kit / Kit d'urgence (P.644)



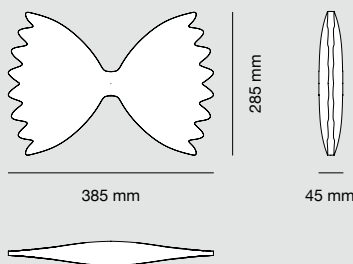
IP20



C.V.
[V]

2516G FARFALLA

NEW



Article code / Codice articolo / Artikelnummer / Code de l'article

DRIVER not included / DRIVER non incluso / DRIVER nicht inbegriffen / DRIVER non inclus

2516G-3003 LED 8W-24Vdc-960lm-3000K-CRI90

2516G-2703 LED 8W-24Vdc-910lm-2700K-CRI90

2516G-4003 LED 8W-24Vdc-1000lm-4000K-CRI90

Weight / Peso / Gewicht / Poids

2 Kg

Materials / Materiali / Materialien / Matériaux

CRISTALY® Paintable / Colorabile / Färbbar / Colorable

Cover / Schermo / Schutzschirm aus / Écran

Opal polycarbonate (included) / Policarbonato opalino (incluso)

Trübes Polycarbonat (inbegriffen) / Polycarbonate opalin (inclus)

Compatible DRIVERS / DRIVER compatibili / Kompatible DRIVER / DRIVERS compatibles

026.258 DRIVER ON/OFF 12W 24Vdc

026.259 DRIVER ON/OFF 30W 24Vdc

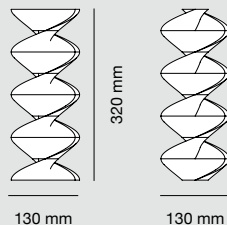
026.301 DRIVER DIM PUSH/0-10V/DALI 24W 24Vdc



IP20



C.V.
[V]

**Article code / Codice articolo / Artikelnummer / Code de l'article**

DRIVER not included / DRIVER non incluso / DRIVER nicht inbegriffen / DRIVER non inclus

2516H-3003 LED 8W-24Vdc-960lm-3000K-CRI90

2516H-2703 LED 8W-24Vdc-910lm-2700K-CRI90

2516H-4003 LED 8W-24Vdc-1000lm-4000K-CRI90

Weight / Peso / Gewicht / Poids

2 Kg

Materials / Materiali / Materialien / Matériaux

CRISTALY® Paintable / Colorabile / Färbbar / Colorable

Cover / Schermo / Schutzschirm aus / Écran

Opal polycarbonate (included) / Policarbonato opalino (incluso)

Trübes Polycarbonat (inbegriffen) / Polycarbonate opalin (inclus)

Compatible DRIVERS / DRIVER compatibili / Kompatible DRIVER / DRIVERS compatibles

026.258 DRIVER ON/OFF 12W 24Vdc

026.259 DRIVER ON/OFF 30W 24Vdc

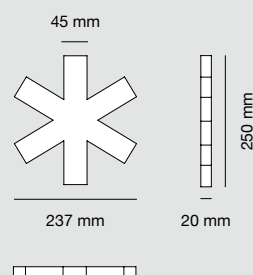
026.301 DRIVER DIM PUSH/0-10V/DALI 24W 24Vdc



IP20

C.V.
[V]

2516R ASTERISK

**Article code / Codice articolo / Artikelnummer / Code de l'article**

DRIVER not included / DRIVER non incluso / DRIVER nicht inbegriffen / DRIVER non inclus

2516R-30186 LED 6W-24Vdc-720lm-3000K-CRI90

2516R-27186 LED 6W-24Vdc-680lm-2700K-CRI90

2516R-40186 LED 6W-24Vdc-760lm-4000K-CRI90

Weight / Peso / Gewicht / Poids

1 Kg

Materials / Materiali / Materialien / Matériaux

CRISTALY® Paintable / Colorabile / Färbbar / Colorable

Cover / Schermo / Schutzschirm aus / Écran

Opal polycarbonate (included) / Policarbonato opalino (incluso)

Trübes Polycarbonat (inbegriffen) / Polycarbonate opalin (inclus)

Compatible DRIVERS / DRIVER compatibili / Kompatible DRIVER / DRIVERS compatibles

026.258 DRIVER ON/OFF 12W 24Vdc

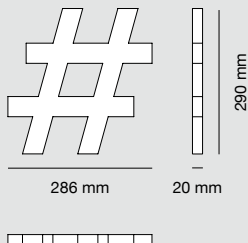
026.259 DRIVER ON/OFF 30W 24Vdc

026.301 DRIVER DIM PUSH/0-10V/DALI 24W 24Vdc



IP20

C.V.
[V]

**Article code / Codice articolo / Artikelnummer / Code de l'article**

DRIVER not included / DRIVER non incluso / DRIVER nicht inbegriffen / DRIVER non inclus

2516S-3003 LED 8W-24Vdc-960lm-3000K-CRI90

2516S-2703 LED 8W-24Vdc-910lm-2700K-CRI90

2516S-4003 LED 8W-24Vdc-1000lm-4000K-CRI90

Weight / Peso / Gewicht / Poids

1 Kg

Materials / Materiali / Materialien / Matériaux

CRISTALY® Paintable / Colorabile / Färbbar / Colorable

Cover / Schermo / Schutzschirm aus / Écran

Opal polycarbonate (included) / Policarbonato opalino (incluso)

Trübes Polycarbonat (inbegriffen) / Polycarbonate opalin (inclus)

Compatible DRIVERS / DRIVER compatibili / Kompatible DRIVER / DRIVERS compatibles

026.258 DRIVER ON/OFF 12W 24Vdc

026.259 DRIVER ON/OFF 30W 24Vdc

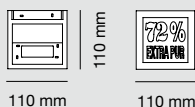
026.301 DRIVER DIM PUSH/0-10V/DALI 24W 24Vdc



IP20

C.V.
(V)

2516W SAVON SMALL

**Article code / Codice articolo / Artikelnummer / Code de l'article**

DRIVER included / DRIVER incluso / DRIVER inbegriffen / DRIVER inclus

2516W-3082 LED 6W-220-240V-900lm-3000K-CRI90

2516W-2782 LED 6W-220-240V-850lm-2700K-CRI90

2516W-4082 LED 6W-220-240V-950lm-4000K-CRI90

Weight / Peso / Gewicht / Poids

1 Kg

Materials / Materiali / Materialien / Matériaux

CRISTALY® Paintable / Colorabile / Färbbar / Colorable

Cover / Schermo / Schutzschirm aus / Écran

Opal polycarbonate (included) / Policarbonato opalino (incluso)

Trübes Polycarbonat (inbegriffen) / Polycarbonate opalin (inclus)



IP20





130 mm

130 mm



130 mm

**Article code / Codice articolo / Artikelnummer / Code de l'article**

DRIVER included / DRIVER incluso / DRIVER inbegriffen / DRIVER inclus

2516V-3082 LED 12W-220-240V-1800lm-3000K-CRI90

2516V-2782 LED 12W-220-240V-1700lm-2700K-CRI90

2516V-4082 LED 12W-220-240V-1900lm-4000K-CRI90

Weight / Peso / Gewicht / Poids

1,4 Kg

Materials / Materiali / Materialien / Matériaux

CRISTALY® Paintable / Colorabile / Färbbar / Colorable

Cover / Schermo / Schutzschirm aus / Écran

Opal polycarbonate (included) / Policarbonato opalino (incluso)

Trübes Polycarbonat (inbegriffen) / Polycarbonate opalin (inclus)



IP20



2393 IDRA

2396 EMPHIS

2602A PERGAMENA

Designed by 9010novantadieci

EN Upwardly extending shapes become a source of inspiration for wall lighting projects of great visual impact. Both classic and corner versions of these wall lamps are able to enhance the design and complete the refined atmosphere of a living space with a warm and welcoming light.

IT Forme protese verso l'alto diventano fonte di ispirazione per progetti di illuminazione a parete di grande impatto visivo. Le applique, sia classiche che ad angolo, sono in grado di esaltare il design e di completare l'atmosfera ricercata di uno spazio living con una luce calda e accogliente.

DE Nach oben gerichtete Formen werden zur Inspirationsquelle für Wandbeleuchtungsprojekte mit überwältigender Wirkung. Die Wandleuchten sind, sowohl in der klassischen als auch in der Eckversion, imstande, das Design eines Wohnbereichs hervorzuheben und seine ausgesuchte Atmosphäre mit einem warmen und einnehmenden Licht zu unterstreichen.

FR Les formes inclinées vers le haut deviennent une source d'inspiration pour des éclairages muraux visuellement percutants. Les appliques, qu'elles soient classiques ou d'angle, sont en mesure d'exalter le design et de compléter l'atmosphère raffinée d'un espace de vie par leur lumière chaleureuse et accueillante.



Art. 2393

Art. 2396



Art.
2593
2396
2602A

Wall lighting
A parete
Wandleuchten
Appliques

Art. 2602A



Art.
2593
2396
2602A

Wall lighting
A parete
Wandleuchten
Appliques



Art. 2602A

Art. 2393



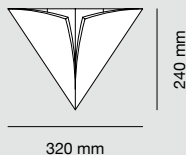
Art. 2396



Art.
2593
2396
2602A

Wall lighting
A parete
Wandleuchten
Appliques

2393 IDRA



Article code / Codice articolo / Artikelnummer / Code de l'article

DRIVER not included / DRIVER non incluso / DRIVER nicht inbegriffen / DRIVER non inclus

2393-3008 LED 13W-700mA-1600lm-3000K-CRI90

2393-2708 LED 13W-700mA-1500lm-2700K-CRI90

2393-4008 LED 13W-700mA-1700lm-4000K-CRI90

Weight / Peso / Gewicht / Poids

1 Kg

Materials / Materiali / Materialien / Matériaux

CRISTALY® Paintable / Colorabile / Färbbar / Colorable

Compatible DRIVERS / DRIVER compatibili / Kompatible DRIVER / DRIVERS compatibles

026.255 DRIVER ON/OFF min11,9W max18,2W 700mA

026.256 DRIVER ON/OFF min25,2W max35,7W 700mA

026.300 DRIVER DIM PUSH/0-10V/DALI 28W 700mA

026.307 DRIVER DIM PUSH/1-10V/DALI 40.6W 700mA

Accessories / Accessori / Zubehör / Accessoires

099.142 Emergency Kit / Kit emergenza / Notfall-Kit / Kit d'urgence (P.644)

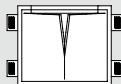


IP20



C.C.
[m.A.]

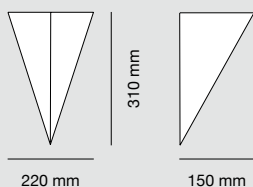
Range Collection / Collezione / Range-Kollektion / Collection Range



Art. 2369A

(P.47)

2396 EMPHIS



Article code / Codice articolo / Artikelnummer / Code de l'article

Bulb not included / Lampadina non inclusa / Leuchtmittel nicht inbegriffen / Ampoule non incluse

2396-35 GU10 ø50 MAX 50W-240V

Bulb / Lampadina / Leuchtmittel / Ampoule: MAX L 100 mm

2396-44 E27 52W-240V

Bulb / Lampadina / Leuchtmittel / Ampoule: MAX L 130 mm

Weight / Peso / Gewicht / Poids

1 Kg

Materials / Materiali / Materialien / Matériaux

CERAMICA 9010® Paintable / Colorabile / Färbbar / Colorable



IP20

2602A PERGAMENA



Article code / Codice articolo / Artikelnummer / Code de l'article

Bulb not included / Lampadina non inclusa / Leuchtmittel nicht inbegriffen / Ampoule non incluse

2602A-41 E27 52W-240V

Bulb / Lampadina / Leuchtmittel / Ampoule: MAX L 150 mm

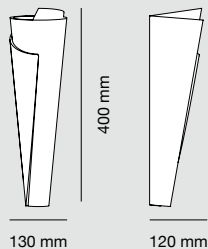
Weight / Peso / Gewicht / Poids

1 Kg

Materials / Materiali / Materialien / Matériaux

CERAMICA 9010® Paintable / Colorabile / Färbbar / Colorable

CE  IP20



2018 REA SMALL
2019 REA
2020 REA BIG
2422B BAIZE
2423B BAIZE BIG
2427B BIBAIZE
2429B BIBAIZE BIG
8429 GADRO SMALL
8430 GADRO
8431 GADRO BIG

2458 GADRO CEM
8285 GADRO ROUND
2340 ATERNA
8284 GARLA
8382 GARLA S
8459 ELLA SMALL
8481 ELLA

Designed by 9010novantadiecì

EN The geometry of regular or slightly curved parallelepipeds, combined with soft light, sets the pace for a calm atmosphere. The essential lines, and at times the particular openings of this series make these wall lamps perfect for bringing a sense of order to the daily environment.

IT La geometria dei parallelepipedi regolari o leggermente curvati, combinata alla luce soffusa, scandisce il ritmo di una calma atmosfera. Le linee essenziali, e talvolta le particolari aperture, di questa serie rendono le applique perfette per apportare un senso di ordine all'interno dell'ambiente quotidiano.

DE Die Geometrie der regelmäßigen oder leicht gekrümmten Parallelepipeden bestimmt, kombiniert mit dem diffusen Licht, den Rhythmus einer warmen Atmosphäre. Die wesentlichen Linien und zuweilen die besonderen Öffnungen dieser Serie machen diese Wandleuchten zu den perfekten Objekten, um ein Gefühl der Ordnung ins Alltagsambiente zu bringen.

FR Les parallélépipèdes réguliers ou légèrement courbés, combinés à la lumière diffuse, créent une atmosphère calme. Les appliques aux lignes sobres, et parfois leurs ouvertures particulières, de cette série mettent de l'ordre dans l'environnement quotidien.



Art. 2018

Art. 2020





Art. 2340

Art. 8382





Art. 8459

Art. 8340



Art.
2018 [...] 8481

Wall lighting
A parete
Wandleuchten
Appliques

9010novantadiecì Indoor

256



Art. 2429

MADA Charm Apartments - Vernazza, Italy
Arch. Andrea Scippa

Art. 8285



Art.
2018 [...] 8481

Wall lighting
A parete
Wandleuchten
Appliques

9010novantadieci Indoor



Art. 8285

Art. 2018



Art. 8429



Art. 2422






Art. 8459



Art. 8481

Art. 2427



Art. 2340



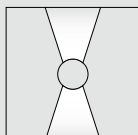
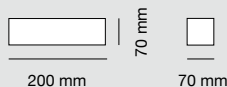
Art. 8382





Art. 8284

2018 REA SMALL



Article code / Codice articolo / Artikelnummer / Code de l'article

Bulb not included / Lampadina non inclusa / Leuchtmittel nicht inbegriffen / Ampoule non incluse

2018-52 G9 60W-240V

Bulb / Lampadina / Leuchtmittel / Ampoule: MAX L 100 mm

DRIVER included / DRIVER incluso / DRIVER inbegriffen / DRIVER inclus

2018-3057 LED 9W-220-240V-1350lm-3000K-CRI85

2018-2757 LED 9W-220-240V-1300lm-2700K-CRI85

2018-4057 LED 9W-220-240V-1400lm-4000K-CRI85

Dimmable phase cut power supply / Dimmerabile a taglio di fase

Dimmbare Phasenanschnitt-Betriebsgerät / Alimentation dimmable à coupure de phase

2018-3057T DIM LED 9W-220-240V-1350lm-3000K-CRI85

2018-2757T DIM LED 9W-220-240V-1300lm-2700K-CRI85

2018-4057T DIM LED 9W-220-240V-1400lm-4000K-CRI85

Weight / Peso / Gewicht / Poids

0,7 Kg

Materials / Materiali / Materialien / Matériaux

CERAMICA 9010® Paintable / Colorabile / Färbbar / Colorable

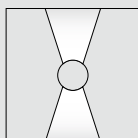
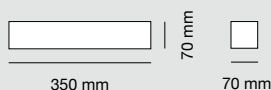
Cover / Schermo / Schutzschirm aus / Écran

Lower: glass diffuser (included) / Inferiore: diffusore in vetro (incluso)

Unterteil: Glasdiffusor (inbegriffen) / Inférieur: diffuseur en verre (inclus)



2019 REA



Article code / Codice articolo / Artikelnummer / Code de l'article

Bulb not included / Lampadina non inclusa / Leuchtmittel nicht inbegriffen / Ampoule non incluse

2019-52 G9 2X60W-240V

Bulb / Lampadina / Leuchtmittel / Ampoule: MAX L 100 mm

DRIVER included / DRIVER incluso / DRIVER inbegriffen / DRIVER inclus

2019-3060 LED 18W-220-240V-2700lm-3000K-CRI85

2019-2760 LED 18W-220-240V-2550lm-2700K-CRI85

2019-4060 LED 18W-220-240V-2850lm-4000K-CRI85

Dimmable phase cut power supply / Dimmerabile a taglio di fase

Dimmbare Phasenanschnitt-Betriebsgerät / Alimentation dimmable à coupure de phase

2019-3060T DIM LED 18W-220-240V-2700lm-3000K-CRI85

2019-2760T DIM LED 18W-220-240V-2550lm-2700K-CRI85

2019-4060T DIM LED 18W-220-240V-2850lm-4000K-CRI85

Weight / Peso / Gewicht / Poids

1,25 Kg

Materials / Materiali / Materialien / Matériaux

CERAMICA 9010® Paintable / Colorabile / Färbbar / Colorable

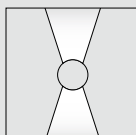
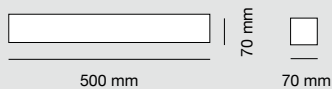
Cover / Schermo / Schutzschirm aus / Écran

Lower: glass diffuser (included) / Inferiore: diffusore in vetro (incluso)

Unterteil: Glasdiffusor (inbegriffen) / Inférieur: diffuseur en verre (inclus)



2020 REA BIG



Article code / Codice articolo / Artikelnummer / Code de l'article

Bulb not included / Lampadina non inclusa / Leuchtmittel nicht inbegriffen / Ampoule non incluse

2020-52 G9 2X60W-240V

Bulb / Lampadina / Leuchtmittel / Ampoule: MAX L 100 mm

DRIVER included / DRIVER incluso / DRIVER inbegriffen / DRIVER inclus

2020-3061 LED 24W-220-240V-3600lm-3000K-CRI85

2020-2761 LED 24W-220-240V-3400lm-2700K-CRI85

2020-4061 LED 24W-220-240V-3800lm-4000K-CRI85

Dimmable phase cut power supply / Dimmerabile a taglio di fase

Dimmbare Phasenanschnitt-Betriebsgerät / Alimentation dimmable à coupure de phase

2020-3061T DIM LED 24W-220-240V-3600lm-3000K-CRI85

2020-2761T DIM LED 24W-220-240V-3400lm-2700K-CRI85

2020-4061T DIM LED 24W-220-240V-3800lm-4000K-CRI85

Weight / Peso / Gewicht / Poids

1,5 Kg

Materials / Materiali / Materialien / Matériaux

CERAMICA 9010® Paintable / Colorabile / Färbbar / Colorable

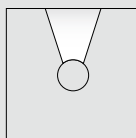

Cover / Schermo / Schutzschirm aus / Écran

Lower: glass diffuser (included) / Inferiore: diffusore in vetro (incluso)

Unterteil: Glasdiffusor (inbegriffen) / Inférieur: diffuseur en verre (inclus)



2422B BAIZE BIG



Article code / Codice articolo / Artikelnummer / Code de l'article

DRIVER included / DRIVER incluso / DRIVER inbegriffen / DRIVER inclus

2422B-3045 LED 16W-220-240V-1800lm-3000K-CRI90

2422B-2745 LED 16W-220-240V-1700lm-2700K-CRI90

2422B-4045 LED 16W-220-240V-1900lm-4000K-CRI90

Weight / Peso / Gewicht / Poids

2,6 Kg

Materials / Materiali / Materialien / Matériaux

CRISTALY® Paintable / Colorabile / Färbbar / Colorable

Cover / Schermo / Schutzschirm aus / Écran


Opal methacrylate (included) / Metacrilato opalino (incluso)

Trübem Methacrylat (inbegriffen) / Méthacrylate opalin (inclus)

Accessories / Accessori / Zubehöre / Accessoires

099.142 Emergency Kit / Kit emergenza / Notfall-Kit / Kit d'urgence (P.644)

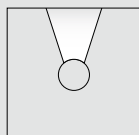

Finishes on demand / Finiture su richiesta / Finishes auf Anfrage / Finitions sur demande (P.612)



Available on request in 24Vdc with remotely dimmable DRIVER.
Disponibile su richiesta in 24Vdc con DRIVER dimmerabile in remoto.
Auf Anfrage mit 24 Vdc und per Remote-Zugriff dimmbarem DRIVER erhältlich.
Disponible sur demande en 24Vcc avec DRIVER dimmable à distance.



2423B BAIZE



Article code / Codice articolo / Artikelnummer / Code de l'article

DRIVER included / DRIVER incluso / DRIVER inbegriffen / DRIVER inclus

2423B-3045 LED 8W-220-240V-900lm-3000K-CRI90

2423B-2745 LED 8W-220-240V-850lm-2700K-CRI90

2423B-4045 LED 8W-220-240V-950lm-4000K-CRI90

Weight / Peso / Gewicht / Poids

1,4 Kg

Materials / Materiali / Materialien / Matériaux

CRISTALY® Paintable / Colorabile / Färbbar / Colorable

Cover / Schermo / Schutzschirm aus / Écran


Opal methacrylate (included) / Metacrilato opalino (incluso)

Trübem Methacrylat (inbegriffen) / Méthacrylate opalin (inclus)

Accessories / Accessori / Zubehöre / Accessoires

099.142 Emergency Kit / Kit emergenza / Notfall-Kit / Kit d'urgence (P.644)

Finishes on demand / Finiture su richiesta / Finishes auf Anfrage / Finitions sur demande (P.612)

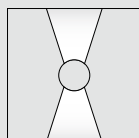


Available on request in 24Vdc with remotely dimmable DRIVER.
Disponibile su richiesta in 24Vdc con DRIVER dimmerabile in remoto.
Auf Anfrage mit 24 Vdc und per Remote-Zugriff dimmbarem DRIVER erhältlich.
Disponible sur demande en 24Vcc avec DRIVER dimmable à distance.



IP20

2427B BIBAIZE



Article code / Codice articolo / Artikelnummer / Code de l'article

DRIVER included / DRIVER incluso / DRIVER inbegriffen / DRIVER inclus

2427B-3045 LED 16W-220-240V-1800lm-3000K-CRI90

2427B-2745 LED 16W-220-240V-1700lm-2700K-CRI90

2427B-4045 LED 16W-220-240V-1900lm-4000K-CRI90

Article code / Codice articolo / Artikelnummer / Code de l'article

DRIVER not included / DRIVER non incluso / DRIVER nicht inbegriffen / DRIVER non inclus

2427B-3003~ LED 16W-24Vdc

2427B-27%~ LED 16W-24Vdc

2427B-40%~ LED 16W-24Vdc

Weight / Peso / Gewicht / Poids

1,2 Kg

Materials / Materiali / Materialien / Matériaux

CRISTALY® Paintable / Colorabile / Färbbar / Colorable

Cover / Schermo / Schutzschirm aus / Écran


Opal methacrylate (included) / Metacrilato opalino (incluso)

Trübem Methacrylat (inbegriffen) / Méthacrylate opalin (inclus)

Accessories / Accessori / Zubehöre / Accessoires

099.142 Emergency Kit / Kit emergenza / Notfall-Kit / Kit d'urgence (P.644)

Finishes on demand / Finiture su richiesta / Finishes auf Anfrage / Finitions sur demande (P.612)

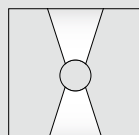



Available on request in 24Vdc with remotely dimmable DRIVER.
Disponibile su richiesta in 24Vdc con DRIVER dimmerabile in remoto.
Auf Anfrage mit 24 Vdc und per Remote-Zugriff dimmbarem DRIVER erhältlich.
Disponible sur demande en 24Vcc avec DRIVER dimmable à distance.



IP20

2429B BIBAIZE BIG



Article code / Codice articolo / Artikelnummer / Code de l'article

DRIVER included / DRIVER incluso / DRIVER inbegriffen / DRIVER inclus

2429B-3045 LED 32W-220-240V-3600lm-3000K-CRI90

2429B-2745 LED 32W-220-240V-3400lm-2700K-CRI90

2429B-4045 LED 32W-220-240V-3800lm-4000K-CRI90

Weight / Peso / Gewicht / Poids

2 Kg

Materials / Materiali / Materialien / Matériaux

CRISTALY® Paintable / Colorabile / Färbbar / Colorable

Cover / Schermo / Schutzschirm aus / Écran


Opal methacrylate (included) / Metacrilato opalino (incluso)

Trübem Methacrylat (inbegriffen) / Méthacrylate opalin (inclus)

Accessories / Accessori / Zubehöre / Accessoires

099.142 Emergency Kit / Kit emergenza / Notfall-Kit / Kit d'urgence (P.644)

Finishes on demand / Finiture su richiesta / Finishes auf Anfrage / Finitions sur demande (P.612)



Available on request in 24Vdc with remotely dimmable DRIVER.

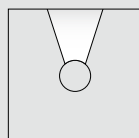
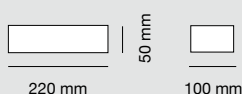
Disponibile su richiesta in 24Vdc con DRIVER dimmerabile in remoto.

Auf Anfrage mit 24 Vdc und per Remote-Zugriff dimmbarem DRIVER erhältlich.

Disponible sur demande en 24Vcc avec DRIVER dimmable à distance.



8429 GADRO SMALL



Article code / Codice articolo / Artikelnummer / Code de l'article

Bulb not included / Lampadina non inclusa / Leuchtmittel nicht inbegriffen / Ampoule non incluse

8429-51 R7s 78 mm 120W-240V

8429-57 R7s 118 mm MAX 20W-220-240V

DRIVER included / DRIVER incluso / DRIVER inbegriffen / DRIVER inclus

8429-3052 LED 12W-220-240V-1800lm-3000K-CRI85

8429-2752 LED 12W-220-240V-1700lm-2700K-CRI85

8429-4052 LED 12W-220-240V-1900lm-4000K-CRI85

Dimmable phase cut power supply / Dimmerabile a taglio di fase

Dimmbare Phasenanschnitt-Betriebsgerät / Alimentation dimmable à coupure de phase

8429-3052T DIM LED 12W-220-240V-1800lm-3000K-CRI85

8429-2752T DIM LED 12W-220-240V-1700lm-2700K-CRI85

8429-4052T DIM LED 12W-220-240V-1900lm-4000K-CRI85

Weight / Peso / Gewicht / Poids

0,75 Kg

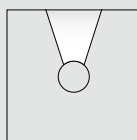
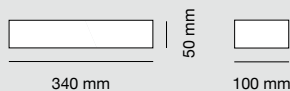
Materials / Materiali / Materialien / Matériaux

CERAMICA 9010® Paintable / Colorabile / Färbbar / Colorable

Finishes on demand / Finiture su richiesta / Finishes auf Anfrage / Finitions sur demande (P.612)



8430 GADRO



Article code / Codice articolo / Artikelnummer / Code de l'article

Bulb not included / Lampadina non inclusa / Leuchtmittel nicht inbegriffen / Ampoule non incluse

8430-51 R7s 78 mm 120W-240V

8430-57 R7s 118 mm MAX 20W-220-240V

DRIVER included / DRIVER incluso / DRIVER inbegriffen / DRIVER inclus

8430-3054 LED 18W-220-240V-2700lm-3000K-CRI85

8430-2754 LED 18W-220-240V-2550lm-2700K-CRI85

8430-4054 LED 18W-220-240V-2850lm-4000K-CRI85

Dimmable phase cut power supply / Dimmerabile a taglio di fase

Dimmbare Phasenanschnitt-Betriebsgerät / Alimentation dimmable à coupure de phase

8430-3054T DIM LED 18W-220-240V-2700lm-3000K-CRI85

8430-2754T DIM LED 18W-220-240V-2550lm-2700K-CRI85

8430-4054T DIM LED 18W-220-240V-2850lm-4000K-CRI85


Weight / Peso / Gewicht / Poids

0,95 Kg

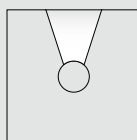
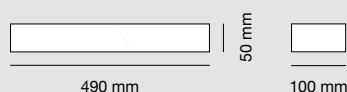
Materials / Materiali / Materialien / Matériaux

CERAMICA 9010® Paintable / Colorabile / Färbbar / Colorable

Finishes on demand / Finiture su richiesta / Finishes auf Anfrage / Finitions sur demande (P612)



8431 GADRO BIG



Article code / Codice articolo / Artikelnummer / Code de l'article

Bulb not included / Lampadina non inclusa / Leuchtmittel nicht inbegriffen / Ampoule non incluse

8431-51 R7s 78 mm 2X120W-240V

8431-57 R7s 118 mm 2XMAX 20W-220-240V

DRIVER included / DRIVER incluso / DRIVER inbegriffen / DRIVER inclus

8431-3055 LED 24W-220-240V-3600lm-3000K-CRI85

8431-2755 LED 24W-220-240V-3400lm-2700K-CRI85

8431-4055 LED 24W-220-240V-3800lm-4000K-CRI85

Dimmable phase cut power supply / Dimmerabile a taglio di fase

Dimmbare Phasenanschnitt-Betriebsgerät / Alimentation dimmable à coupure de phase

8431-3055T DIM LED 24W-220-240V-3600lm-3000K-CRI85

8431-2755T DIM LED 24W-220-240V-3400lm-2700K-CRI85

8431-4055T DIM LED 24W-220-240V-3800lm-4000K-CRI85


Weight / Peso / Gewicht / Poids

1,6 Kg

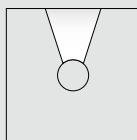
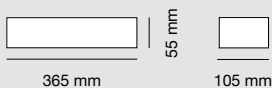
Materials / Materiali / Materialien / Matériaux

CERAMICA 9010® Paintable / Colorabile / Färbbar / Colorable

Finishes on demand / Finiture su richiesta / Finishes auf Anfrage / Finitions sur demande (P612)



2458 GADRO CEM



Article code / Codice articolo / Artikelnummer / Code de l'article

DRIVER included / DRIVER incluso / DRIVER inbegriffen / DRIVER inclus

2458-3054 LED 18W-220-240V-2700lm-3000K-CRI85

2458-2754 LED 18W-220-240V-2550lm-2700K-CRI85

2458-4054 LED 18W-220-240V-2850lm-4000K-CRI85

Dimmable phase cut power supply / Dimmerabile a taglio di fase

Dimmbare Phasenanschnitt-Betriebsgerät / Alimentation dimmable à coupure de phase

2458-3054T DIM LED 18W-220-240V-2700lm-3000K-CRI85

2458-2754T DIM LED 18W-220-240V-2550lm-2700K-CRI85

2458-4054T DIM LED 18W-220-240V-2850lm-4000K-CRI85

Weight / Peso / Gewicht / Poids

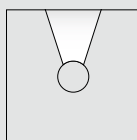
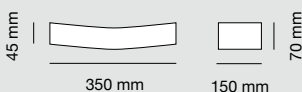
1,85 Kg

Materials / Materiali / Materialien / Matériaux

CONCRETE INDOOR 9010® Paintable / Colorabile / Färbbar / Colorable



8285 GADRO ROUND



Article code / Codice articolo / Artikelnummer / Code de l'article

Bulb not included / Lampadina non inclusa / Leuchtmittel nicht inbegriffen / Ampoule non incluse

8285-52 G9 2X60W-240V

Bulb / Lampadina / Leuchtmittel / Ampoule: MAX L 85 mm

DRIVER included / DRIVER incluso / DRIVER inbegriffen / DRIVER inclus

8285-3065 LED 15W-220-240V-2250lm-3000K-CRI85

8285-2765 LED 15W-220-240V-2150lm-2700K-CRI85

8285-4065 LED 15W-220-240V-2350lm-4000K-CRI85

Dimmable phase cut power supply / Dimmerabile a taglio di fase

Dimmbare Phasenanschnitt-Betriebsgerät / Alimentation dimmable à coupure de phase

8285-3065T DIM LED 15W-220-240V-2250lm-3000K-CRI85

8285-2765T DIM LED 15W-220-240V-2150lm-2700K-CRI85

8285-4065T DIM LED 15W-220-240V-2350lm-4000K-CRI85

Weight / Peso / Gewicht / Poids

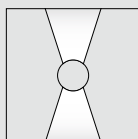
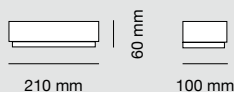
1,4 Kg

Materials / Materiali / Materialien / Matériaux

CERAMICA 9010® Paintable / Colorabile / Färbbar / Colorable



2340 ATERNA



Article code / Codice articolo / Artikelnummer / Code de l'article

Bulb not included / Lampadina non inclusa / Leuchtmittel nicht inbegriffen / Ampoule non incluse

2340-41	E27 52W-240V ø45 Bulb / Lampadina / Leuchtmittel / Ampoule: MAX L 115 mm
2340-51	R7s 78 mm 120W-240V
2340-57	R7s 118 mm MAX 20W-220-240V

DRIVER included / DRIVER incluso / DRIVER inbegriffen / DRIVER inclus

2340-3057	LED 9W-220-240V-1350lm-3000K-CRI85
2340-2757	LED 9W-220-240V-1300lm-2700K-CRI85
2340-4057	LED 9W-220-240V-1400lm-4000K-CRI85

Dimmable phase cut power supply / Dimmerabile a taglio di fase

Dimmbare Phasenanschnitt-Betriebsgerät / Alimentation dimmable à coupure de phase

2340-3057T	DIM LED 9W-220-240V-1350lm-3000K-CRI85
2340-2757T	DIM LED 9W-220-240V-1300lm-2700K-CRI85
2340-4057T	DIM LED 9W-220-240V-1400lm-4000K-CRI85

Weight / Peso / Gewicht / Poids

0,85 Kg

Materials / Materiali / Materialien / Matériaux

CERAMICA 9010® Paintable / Colorabile / Färbbar / Colorable

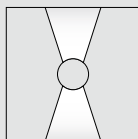

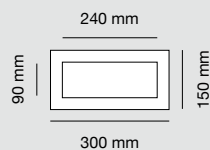
Cover / Schermo / Schutzschirm aus / Écran

Lower: glass diffuser (included) / Inferiore: diffusore in vetro (incluso)

Unterteil: Glasdiffusor (inbegriffen) / Inférieur: diffuseur en verre (inclus)



8284 GARLA



Article code / Codice articolo / Artikelnummer / Code de l'article

Bulb not included / Lampadina non inclusa / Leuchtmittel nicht inbegriffen / Ampoule non incluse

8284-52	G9 2X60W-240V Bulb / Lampadina / Leuchtmittel / Ampoule: MAX L 90 mm
8284-51	R7s 78 mm 120W-240V
8284-57	R7s 118 mm MAX 20W-220-240V

DRIVER included / DRIVER incluso / DRIVER inbegriffen / DRIVER inclus

8284-3071	LED 15W-220-240V-2250lm-3000K-CRI85
8284-2771	LED 15W-220-240V-2150lm-2700K-CRI85
8284-4071	LED 15W-220-240V-2350lm-4000K-CRI85

Weight / Peso / Gewicht / Poids

1,25 Kg

Materials / Materiali / Materialien / Matériaux

CERAMICA 9010® Paintable / Colorabile / Färbbar / Colorable

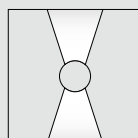
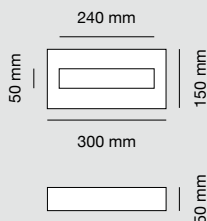
Cover / Schermo / Schutzschirm aus / Écran

Lower: glass diffuser (included) / Inferiore: diffusore in vetro (incluso)

Unterteil: Glasdiffusor (inbegriffen) / Inférieur: diffuseur en verre (inclus)



8382 GARLA S



Article code / Codice articolo / Artikelnummer / Code de l'article

Bulb not included / Lampadina non inclusa / Leuchtmittel nicht inbegriffen / Ampoule non incluse

8382-52	G9 2X60W-240V Bulb / Lampadina / Leuchtmittel / Ampoule: MAX L 90 mm
8382-53	R7s 78 mm 120W-240V
8382-57	R7s 118 mm MAX 20W-220-240V

DRIVER included / DRIVER incluso / DRIVER inbegriffen / DRIVER inclus

8382-3071 LED 15W-220-240V-2250lm-3000K-CRI85

8382-2771 LED 15W-220-240V-2150lm-2700K-CRI85

8382-4071 LED 15W-220-240V-2350lm-4000K-CRI85

Weight / Peso / Gewicht / Poids

1,2 Kg

Materials / Materiali / Materialien / Matériaux

CERAMICA 9010® Paintable / Colorabile / Färbbar / Colorable

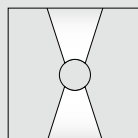
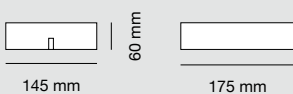
Cover / Schermo / Schutzschirm aus / Écran

Lower: glass diffuser (included) / Inferiore: diffusore in vetro (incluso)

Unterteil: Glasdiffusor (inbegriffen) / Inférieur: diffuseur en verre (inclus)



8459 ELLA SMALL



Article code / Codice articolo / Artikelnummer / Code de l'article

Bulb not included / Lampadina non inclusa / Leuchtmittel nicht inbegriffen / Ampoule non incluse

8459-52	G9 60W-240V Bulb / Lampadina / Leuchtmittel / Ampoule: MAX L 100 mm
---------	--

DRIVER included / DRIVER incluso / DRIVER inbegriffen / DRIVER inclus

8459-3069 LED 9W-220-240V-1350lm-3000K-CRI85

8459-2769 LED 9W-220-240V-1300lm-2700K-CRI85

8459-4069 LED 9W-220-240V-1400lm-4000K-CRI85

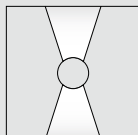
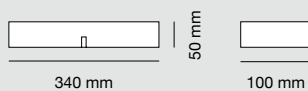
Weight / Peso / Gewicht / Poids

0,8 Kg

Materials / Materiali / Materialien / Matériaux

CERAMICA 9010® Paintable / Colorabile / Färbbar / Colorable



**Article code / Codice articolo / Artikelnummer / Code de l'article**

Bulb not included / Lampadina non inclusa / Leuchtmittel nicht inbegriffen / Ampoule non incluse

8481-53 R7s 78 mm 120W-240V

8481-57 R7s 118 mm MAX 20W-220-240V

DRIVER included / DRIVER incluso / DRIVER inbegriffen / DRIVER inclus

8481-3078 LED 19.5W-220-240V-2900lm-3000K-CRI85

8481-2778 LED 19.5W-220-240V-2750lm-2700K-CRI85

8481-4078 LED 19.5W-220-240V-3050lm-4000K-CRI85

Dimmable phase cut power supply / Dimmerabile a taglio di fase

Dimmbare Phasenanschnitt-Betriebsgerät / Alimentation dimmable à coupure de phase

8481-3078T DIM LED 19.5W-220-240V-2900lm-3000K-CRI85

8481-2778T DIM LED 19.5W-220-240V-2750lm-2700K-CRI85

8481-4078T DIM LED 19.5W-220-240V-3050lm-4000K-CRI85

Weight / Peso / Gewicht / Poids

1 Kg

Materials / Materiali / Materialien / Matériaux

CERAMICA 9010® Paintable / Colorabile / Färbbar / Colorable



IP20

2517A DAFNE

2517B DAFNE BIG

2518A NAUSICAA

2518B NAUSICAA BIG

Designed by 9010novantadiecì

EN The story of inspiration is manifested through essential lines. With their modern lines, CRISTALY® wall lamps diffuse delicate and homogeneous wall lighting. Extremely small lamps can be placed in medium sized or small spaces, but thanks to the power of LED lighting they are able to illuminate even larger environments.

IT Il racconto di un'ispirazione si manifesta attraverso linee essenziali. Le applique in CRISTALY® dalle linee moderne diffondono una luce a parete delicata e omogenea. Le lampade di dimensioni estremamente ridotte possono essere collocate in spazi medi o piccoli, ma grazie alla potenza della luce LED sono in grado di illuminare anche ambienti più grandi.

DE Die Geschichte einer Inspiration offenbart sich in essentiellen Linien. Die Wandleuchten aus CRISTALY® verbreiten mit ihren modernen Linien ein sanftes gleichförmiges Wandlicht. Die extrem klein bemessenen Leuchten können an kleinen oder mittelgroßen Flächen installiert werden, sind aber dank der Stärke des LED-Lichts durchaus imstande, auch größere Ambiente zu beleuchten.

FR L'histoire d'une inspiration se manifeste par des lignes sobres. Les appliques en CRISTALY®, aux lignes modernes, diffusent une lumière murale douce et homogène. Ces lampes aux dimensions extrêmement réduites sont plutôt destinées aux petits et moyens espaces, mais elles sont en mesure d'éclairer même les pièces plus grandes grâce à la puissance de la lumière LED.



Art. 2518B

Art. 2517



Art. 2517B



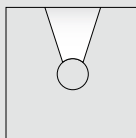

Art. 2518A





Art. 2518A, 2518B

2517A DAFNE



Article code / Codice articolo / Artikelnummer / Code de l'article

DRIVER not included / DRIVER non incluso / DRIVER nicht inbegriffen / DRIVER non inclus

2517A-3002 LED 5.5W-24Vdc-580lm-3000K-CRI90

2517A-2702 LED 5.5W-24Vdc-550lm-2700K-CRI90

2517A-4002 LED 5.5W-24Vdc-600lm-4000K-CRI90

Weight / Peso / Gewicht / Poids

0,3 Kg

Materials / Materiali / Materialien / Matériaux

CRISTALY® Paintable / Colorabile / Färbbar / Colorable

Cover / Schermo / Schutzschirm aus / Écran

Opal methacrylate (included) / Metacrilato opalino (incluso)

Trübem Methacrylat (inbegriffen) / Méthacrylate opalin (inclus)

Compatible DRIVERS / DRIVER compatibili / Kompatible DRIVER / DRIVERS compatibles

026.258 DRIVER ON/OFF 12W 24Vdc

026.259 DRIVER ON/OFF 30W 24Vdc

026.260 DRIVER ON/OFF 60W 24Vdc

026.301 DRIVER DIM PUSH/0-10V/DALI 24W 24Vdc

026.209 DRIVER DIM PUSH/1-10V 60W 24Vdc

026.190 + 026.260 DRIVER DIM PUSH/0-10V/DALI 60W 24Vdc

Accessories / Accessori / Zubehöre / Accessoires

099.142 Emergency Kit / Kit emergenza / Notfall-Kit / Kit d'urgence (P.644)



Wall mounting requires glue.
Installazione a parete mediante incollaggio.
Wandmontage mit einem Kleber.
Installation murale par collage.



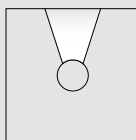
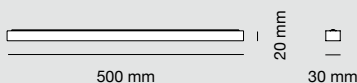
IP20



C.V.
[V]



2517B DAFNE BIG



Article code / Codice articolo / Artikelnummer / Code de l'article

DRIVER not included / DRIVER non incluso / DRIVER nicht inbegriffen / DRIVER non inclus

2517B-3002 LED 9W-24Vdc-950lm-3000K-CRI90

2517B-2702 LED 9W-24Vdc-900lm-2700K-CRI90

2517B-4002 LED 9W-24Vdc-1000lm-4000K-CRI90

Weight / Peso / Gewicht / Poids

0,5 Kg

Materials / Materiali / Materialien / Matériaux

CRISTALY® Paintable / Colorabile / Färbbar / Colorable

Cover / Schermo / Schutzschirm aus / Écran

Opal methacrylate (included) / Metacrilato opalino (incluso)

Trübem Methacrylat (inbegriffen) / Méthacrylate opalin (inclus)

Compatible DRIVERS / DRIVER compatibili / Kompatible DRIVER / DRIVERS compatibles

026.258 DRIVER ON/OFF 12W 24Vdc

026.259 DRIVER ON/OFF 30W 24Vdc

026.260 DRIVER ON/OFF 60W 24Vdc

026.301 DRIVER DIM PUSH/0-10V/DALI 24W 24Vdc

026.209 DRIVER DIM PUSH/1-10V 60W 24Vdc

026.190 + 026.260 DRIVER DIM PUSH/0-10V/DALI 60W 24Vdc

Accessories / Accessori / Zubehöre / Accessoires

099.142 Emergency Kit / Kit emergenza / Notfall-Kit / Kit d'urgence (P.644)



Wall mounting requires glue.
Installazione a parete mediante incollaggio.
Wandmontage mit einem Kleber.
Installation murale par collage.



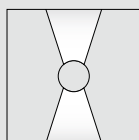

IP20



C.V.
[V]



2518A NAUSICAA



Article code / Codice articolo / Artikelnummer / Code de l'article

DRIVER not included / DRIVER non incluso / DRIVER nicht inbegriffen / DRIVER non inclus

2518A-3002	LED 11W-24Vdc-1160lm-3000K-CRI90
2518A-2702	LED 11W-24Vdc-1100lm-2700K-CRI90
2518A-4002	LED 11W-24Vdc-1220lm-4000K-CRI90

Weight / Peso / Gewicht / Poids

0,3 Kg

Materials / Materiali / Materialien / Matériaux

CRISTALY® Paintable / Colorabile / Färbbar / Colorable

Cover / Schermo / Schutzschirm aus / Écran

Opal methacrylate (included) / Metacrilato opalino (incluso)
Trübem Methacrylat (inbegriffen) / Méthacrylate opalin (inclus)

Compatible DRIVERS / DRIVER compatibili / Kompatible DRIVER / DRIVERS compatibles

026.258	DRIVER ON/OFF 12W 24Vdc
026.259	DRIVER ON/OFF 24Vdc
026.260	DRIVER ON/OFF 60W 24Vdc
026.301	DRIVER DIM PUSH/0-10V/DALI 24W 24Vdc
026.209	DRIVER DIM PUSH/1-10V 60W 24Vdc
026.190 + 026.260	DRIVER DIM PUSH/0-10V/DALI 60W 24Vdc

Accessories / Accessori / Zubehöre / Accessoires

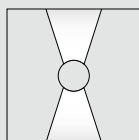
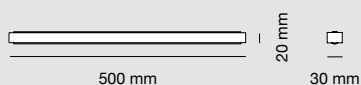
099.142	Emergency Kit / Kit emergenza / Notfall-Kit / Kit d'urgence (P.644)
---------	---



Wall mounting requires glue.
Installazione a parete mediante incollaggio.
Wandmontage mit einem Kleber.
Installation murale par collage.



2518B NAUSICAA BIG



Article code / Codice articolo / Artikelnummer / Code de l'article

DRIVER not included / DRIVER non incluso / DRIVER nicht inbegriffen / DRIVER non inclus

2518B-3002	LED 18W-24Vdc-1900lm-3000K-CRI90
2518B-2702	LED 18W-24Vdc-1800lm-2700K-CRI90
2518B-4002	LED 18W-24Vdc-2000lm-4000K-CRI90

Weight / Peso / Gewicht / Poids

0,5 Kg

Materials / Materiali / Materialien / Matériaux

CRISTALY® Paintable / Colorabile / Färbbar / Colorable

Cover / Schermo / Schutzschirm aus / Écran

Opal methacrylate (included) / Metacrilato opalino (incluso)
Trübem Methacrylat (inbegriffen) / Méthacrylate opalin (inclus)

Compatible DRIVERS / DRIVER compatibili / Kompatible DRIVER / DRIVERS compatibles

026.259	DRIVER ON/OFF 30W 24Vdc
026.260	DRIVER ON/OFF 60W 24Vdc
026.301	DRIVER DIM PUSH/0-10V/DALI 24W 24Vdc
026.209	DRIVER DIM PUSH/1-10V 60W 24Vdc
026.190 + 026.260	DRIVER DIM PUSH/0-10V/DALI 60W 24Vdc

Accessories / Accessori / Zubehöre / Accessoires

099.142	Emergency Kit / Kit emergenza / Notfall-Kit / Kit d'urgence (P.644)
---------	---



Wall mounting requires glue.
Installazione a parete mediante incollaggio.
Wandmontage mit einem Kleber.
Installation murale par collage.



2452 ECNO
2453 LONIA
2546 ECNO BIG
2547 LONIA BIG
2184 NICE
8418 FERA
2536 ECNO SMALL
2537 ECNO XL
2541 LONIA XL

Designed by 9010novantadiecì

EN The design of this line of wall lamps celebrates the pure shapes of the primary solids. Its soft indirect lighting emphasizes the cylinder and parallelepiped shapes that define the bodies of the wall lamps. A lighting accessory that is suitable for modern settings.

IT Il design di questa linea di lampade a parete celebra le forme pure dei solidi primari. La morbida illuminazione indiretta enfatizza i volumi di cilindri e parallelepipedi che definiscono i corpi delle applique. Un complemento per l'illuminazione adatto per ambientazioni moderne.

DE Das Design dieser Wandleuchten zelebriert die reinen Formen der primären Festkörper. Die sanfte indirekte Beleuchtung hebt die Volumen der Zylinder und Parallelepipeden, die die Körper der Wandleuchten definieren, hervor. Ein Beleuchtungsobjekt für moderne Räumlichkeiten.

FR Le design de cette ligne d'appliques célèbre les formes pures des solides primaires. L'éclairage indirect doux met en valeur les volumes des cylindres et des parallélépipèdes qui définissent les corps des appliques. Un complément d'éclairage adapté aux environnements modernes.

Art.	2547	Wall lighting	
2452	2184	A parete	
2453	8418	Wandleuchten	
2546	2536	2541	Appliques



Art. 2452



Art. 2184

Art.	2547	Wall lighting
2452	2184	A parete
2453	8418	Wandleuchten
2546	2536	2537 Appliques
	2541	



Art. 2541

Art.	2547	Wall lighting
2452	2184	A parete
2453	8418	Wandleuchten
2546	2536	2537
	2541	Appliques



Art. 2536

Art. 2453



Art.	2547	Wall lighting
2452	2184	A parete
2453	8418	Wandleuchten
2546	2536	2541 Appliques



Art. 2541

Art. 8418



Art. 2184



Art. 2547

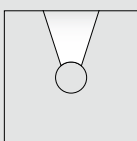


Art. 2546



Art.	2547	Wall lighting
2452	2184	A parete
2453	8418	Wandleuchten
2546	2536	Appliques
	2541	

2452 ECNO



Article code / Codice articolo / Artikelnummer / Code de l'article

Bulb not included / Lampadina non inclusa / Leuchtmittel nicht inbegriffen / Ampoule non incluse

2452-35 GU10 \varnothing 50 MAX 10W-240V

Bulb / Lampadina / Leuchtmittel / Ampoule: MAX L 55 mm


Weight / Peso / Gewicht / Poids

0,4 Kg

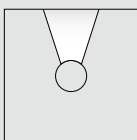
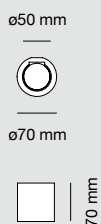
Materials / Materiali / Materialien / Matériaux

CRISTALY® Paintable / Colorabile / Färbbar / Colorable

Finishes on demand / Finiture su richiesta / Finishes auf Anfrage / Finitions sur demande (P.612)



2453 LONIA



Article code / Codice articolo / Artikelnummer / Code de l'article

Bulb not included / Lampadina non inclusa / Leuchtmittel nicht inbegriffen / Ampoule non incluse

2453-35 GU10 \varnothing 50 MAX 10W-240V

Bulb / Lampadina / Leuchtmittel / Ampoule: MAX L 55 mm

Weight / Peso / Gewicht / Poids

0,3 Kg

Materials / Materiali / Materialien / Matériaux

CRISTALY® Paintable / Colorabile / Färbbar / Colorable



Art.	2547	Wall lighting
2452	2184	A parete
2453	8418	Wandleuchten
2546	2536	2541 Appliques

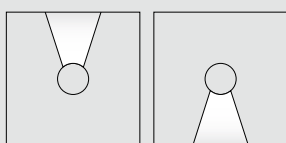
2546 ECNO BIG



ø50 mm



90 mm



Article code / Codice articolo / Artikelnummer / Code de l'article

Bulb not included / Lampadina non inclusa / Leuchtmittel nicht inbegriffen / Ampoule non incluse
2546-35 GU10 ø50 MAX 10W-240V


Weight / Peso / Gewicht / Poids

0,5 Kg

Materials / Materiali / Materialien / Matériaux

CRISTALY® Paintable / Colorabile / Färbbar / Colorable

Finishes on demand / Finiture su richiesta / Finishes auf Anfrage / Finitions sur demande (P.612)



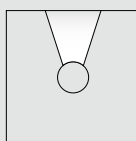
2547 LONIA BIG



ø50 mm



ø90 mm



Article code / Codice articolo / Artikelnummer / Code de l'article

Bulb not included / Lampadina non inclusa / Leuchtmittel nicht inbegriffen / Ampoule non incluse
2547-35 GU10 ø50 MAX 10W-240V

Weight / Peso / Gewicht / Poids

0,5 Kg

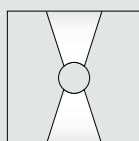
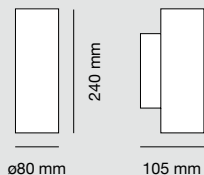
Materials / Materiali / Materialien / Matériaux

CRISTALY® Paintable / Colorabile / Färbbar / Colorable



Art.	2547	Wall lighting
2452	2184	A parete
2453	8418	Wandleuchten
2546	2536	2541 Appliques

2184 NICE



Article code / Codice articolo / Artikelnummer / Code de l'article

Bulb not included / Lampadina non inclusa / Leuchtmittel nicht inbegriffen / Ampoule non incluse

2184-35 GU10 ø50 MAX 2x50W-240V

Bulb / Lampadina / Leuchtmittel / Ampoule: MAX L 90 mm

2184-54 G9 2X33W-240V

Bulb / Lampadina / Leuchtmittel / Ampoule: MAX L 75 mm


Weight / Peso / Gewicht / Poids

0,6 Kg

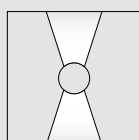
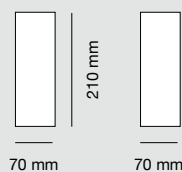
Materials / Materiali / Materialien / Matériaux

CERAMICA 9010® Paintable / Colorabile / Färbbar / Colorable

Finishes on demand / Finiture su richiesta / Finishes auf Anfrage / Finitions sur demande (P.612)



8418 FERA



Article code / Codice articolo / Artikelnummer / Code de l'article

Bulb not included / Lampadina non inclusa / Leuchtmittel nicht inbegriffen / Ampoule non incluse

8418-35 GU10 ø50 MAX 2x50W-240V

Bulb / Lampadina / Leuchtmittel / Ampoule: MAX L 70 mm

8418-54 G9 2x33W-240V

Bulb / Lampadina / Leuchtmittel / Ampoule: MAX L 70 mm


Weight / Peso / Gewicht / Poids

0,6 Kg

Materials / Materiali / Materialien / Matériaux

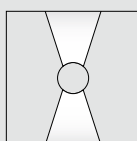
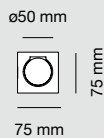
CERAMICA 9010® Paintable / Colorabile / Färbbar / Colorable

Finishes on demand / Finiture su richiesta / Finishes auf Anfrage / Finitions sur demande (P.612)



Art.	2547	Wall lighting
2452	2184	A parete
2453	8418	Wandleuchten
2546	2536	2541
		Appliques

2536 ECNO SMALL



Article code / Codice articolo / Artikelnummer / Code de l'article

Bulb not included / Lampadina non inclusa / Leuchtmittel nicht inbegriffen / Ampoule non incluse
2536-35 GU10 \varnothing 50 MAX 2x10W-240V


Weight / Peso / Gewicht / Poids

0,6 Kg

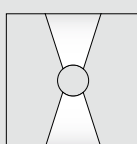
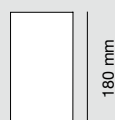
Materials / Materiali / Materialien / Matériaux

CRISTALY® Paintable / Colorabile / Färbbar / Colorable

Finishes on demand / Finiture su richiesta / Finishes auf Anfrage / Finitions sur demande (P.612)



2537 ECNO XL



Article code / Codice articolo / Artikelnummer / Code de l'article

Bulb not included / Lampadina non inclusa / Leuchtmittel nicht inbegriffen / Ampoule non incluse
2537-35~ GU10 \varnothing 50 MAX 2x10W-240V


Weight / Peso / Gewicht / Poids

1 Kg

Materials / Materiali / Materialien / Matériaux

CRISTALY® Paintable / Colorabile / Färbbar / Colorable

Finishes on demand / Finiture su richiesta / Finishes auf Anfrage / Finitions sur demande (P.612)



Art.	2547	Wall lighting
2452	2184	A parete
2453	8418	Wandleuchten
2546	2536	2541 Appliques

2541 LONIA XL



Article code / Codice articolo / Artikelnummer / Code de l'article
Bulb not included / Lampadina non inclusa / Leuchtmittel nicht inbegriffen / Ampoule non incluse
2541-35 GU10 ø50 MAX 2x10W-240V

Weight / Peso / Gewicht / Poids
0,95 Kg

Materials / Materiali / Materialien / Matériaux
CRISTALY® Paintable / Colorabile / Färbbar / Colorable

CE  IP20

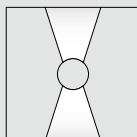
ø50 mm



ø90 mm



180 mm



Art.	2547	Wall lighting
2452	2184	A parete
2453	8418	2537 Wandleuchten
2546	2536	2541 Appliques

2304 FYLLO
2509 RAIDO
2514 MALIKA
2421 ISA
2493 OTILLA
2521 BEND
2522 PURE
2519 NOTE
8672 KORA
8672B PERSIA

8673 KORA BIG
8673B PERSIA BIG

Designed by 9010novantadiecì, 967arch, Tommaso Andolfatto

EN Sophisticated lightness is the combination that best describes the lamps in this collection. The bodies of the wall lamps, made of exclusive 9010novantadiecì materials, rise gently from the wall, diffusing indirect light that is able to create a dynamic effect.

IT Sofisticata leggerezza è la combinazione che meglio descrive le lampade di questa collezione. I corpi delle applique, realizzati negli esclusivi materiali 9010, si elevano delicatamente dalla parete emanando una luce indiretta in grado di creare un effetto dinamico.

DE Raffinierte Leichtigkeit ist die Begriffskombination, die die Lampen dieser Kollektion am besten beschreibt. Die aus den exklusiven 9010novantadiecì-Materialien gefertigten Körper der Wandleuchten heben sich elegant von der Wand empor und strahlen indirektes Licht aus, wobei sie eine dynamische Wirkung erzielen.

FR La légèreté sophistiquée: deux mots qui décrivent au mieux les lampes de cette collection. Les corps des appliques, fabriqués dans les matériaux exclusif 9010novantadiecì, s'élèvent doucement du mur, émanant une lumière indirecte pour créer un effet dynamique.

Art.	2421		Wall lighting
2304	2493	2519	A parete
2509	2521	8672	Wandleuchten
2514	2522	8673	Appliques



Art. 2304

Art. 2519



Art.	2421		Wall lighting
2304	2493	2519	A parete
2509	2521	8672	Wandleuchten
2514	2522	8673	Appliques



Art. 2421

Art. 2514



Art.	2421		Wall lighting
2304	2493	2519	A parete
2509	2521	8672	Wandleuchten
2514	2522	8673	Appliques

Art. 2493



Art.	2421		Wall lighting
2304	2493	2519	A parete
2509	2521	8672	Wandleuchten
2514	2522	8673	Appliques



Art. 2522

Art. 2521



Art.	2421		Wall lighting
2304	2493	2519	A parete
2509	2521	8672	Wandleuchten
2514	2522	8673	Appliques

Art. 8672



Art.	2421		Wall lighting
2304	2493	2519	A parete
2509	2521	8672	Wandleuchten
2514	2522	8673	Appliques

1	Art. 2304
2	Art. 2509
3	Art. 2514
4	Art. 2493A
5	Art. 2521
6	Art. 2522



Art.	2421		Wall lighting
2304	2493	2519	A parete
2509	2521	8672	Wandleuchten
2514	2522	8673	Appliques



Art. 2519

Art. 8672B



Art. 8673B



Art.	2421		Wall lighting
2304	2493	2519	A parete
2509	2521	8672	Wandleuchten
2514	2522	8673	Appliques

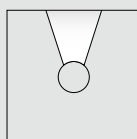
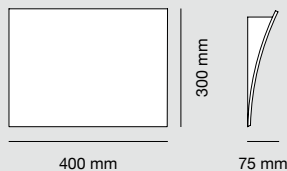


Art. 2421



Art.	2421		Wall lighting
2304	2493	2519	A parete
2509	2521	8672	Wandleuchten
2514	2522	8673	Appliques

2304 FYLLO BIG



Article code / Codice articolo / Artikelnummer / Code de l'article

Bulb not included / Lampadina non inclusa / Leuchtmittel nicht inbegriffen / Ampoule non incluse

2304-57 R7s 118 mm MAX 20W-220-240V

2304-95 R7s 78 mm 80W-240V

DRIVER included / DRIVER incluso / DRIVER inbegriffen / DRIVER inclus

2304-3064 LED 12W-220-240V-1800lm-3000K-CRI85

2304-2764 LED 12W-220-240V-1700lm-2700K-CRI85

2304-4064 LED 12W-220-240V-1900lm-4000K-CRI85

Dimmable phase cut power supply / Dimmerabile a taglio di fase

Dimmbare Phasenanschnitt-Betriebsgerät / Alimentation dimmable à coupure de phase

2304-3064T DIM LED 12W-220-240V-1800lm-3000K-CRI85

2304-2764T DIM LED 12W-220-240V-1700lm-2700K-CRI85

2304-4064T DIM LED 12W-220-240V-1900lm-4000K-CRI85


Weight / Peso / Gewicht / Poids

2,25 Kg

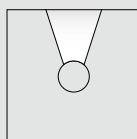
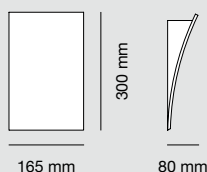
Materials / Materiali / Materialien / Matériaux

CERAMICA 9010® Paintable / Colorabile / Färbbar / Colorable

Finishes on demand / Finiture su richiesta / Finishes auf Anfrage / Finitions sur demande (P.612)



2304B FYLLO



Article code / Codice articolo / Artikelnummer / Code de l'article

DRIVER included / DRIVER incluso / DRIVER inbegriffen / DRIVER inclus

2304B-3050 LED 6W-220-240V-900lm-3000K-CRI85

2304B-2750 LED 6W-220-240V-850lm-2700K-CRI85

2304B-4050 LED 6W-220-240V-950lm-4000K-CRI85

Dimmable phase cut power supply / Dimmerabile a taglio di fase

Dimmbare Phasenanschnitt-Betriebsgerät / Alimentation dimmable à coupure de phase

2304B-3050T DIM LED 6W-220-240V-900lm-3000K-CRI85

2304B-2750T DIM LED 6W-220-240V-850lm-2700K-CRI85

2304B-4050T DIM LED 6W-220-240V-950lm-4000K-CRI85

Weight / Peso / Gewicht / Poids

0,8 Kg

Materials / Materiali / Materialien / Matériaux


CERAMICA 9010® Paintable / Colorabile / Färbbar / Colorable

Cover / Schermo / Schutzschirm aus / Écran

Opal methacrylate (included) / Metacrilato opalino (incluso)

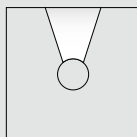
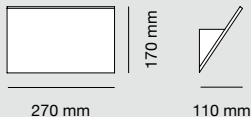
Trübem Methacrylat (inbegriffen) / Méthacrylate opalin (inclus)

Finishes on demand / Finiture su richiesta / Finishes auf Anfrage / Finitions sur demande (P.612)



Art.	2421		Wall lighting
2304	2493	2519	A parete
2509	2521	8672	Wandleuchten
2514	2522	8673	Appliques

2509 RAIDO



Article code / Codice articolo / Artikelnummer / Code de l'article

DRIVER included / DRIVER incluso / DRIVER inbegriffen / DRIVER inclus

2509-3051 LED 9W-220-240V-1350lm-3000K-CRI85

2509-2751 LED 9W-220-240V-1300lm-2700K-CRI85

2509-4051 LED 9W-220-240V-1400lm-4000K-CRI85

Dimmable phase cut power supply / Dimmerabile a taglio di fase

Dimmable Phasenanschnitt-Betriebsgerät / Alimentation dimmable à coupure de phase

2509-3051T DIM LED 9W-220-240V-1350lm-3000K-CRI85

2509-2751T DIM LED 9W-220-240V-1300lm-2700K-CRI85

2509-4051T DIM LED 9W-220-240V-1400lm-4000K-CRI85

Weight / Peso / Gewicht / Poids

0,8 Kg

Materials / Materiali / Materialien / Matériaux

CERAMICA 9010® Paintable / Colorabile / Färbbar / Colorable

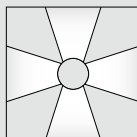
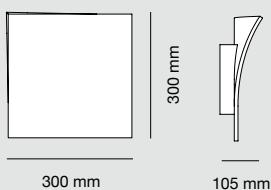
Cover / Schermo / Schutzschirm aus / Écran

Opal polycarbonate (included) / Policarbonato opalino (incluso)

Trübes Polycarbonat (inbegriffen) / Polycarbonate opalin (inclus)



2514 MALIKA



Article code / Codice articolo / Artikelnummer / Code de l'article

DRIVER included / DRIVER incluso / DRIVER inbegriffen / DRIVER inclus

2514-30168 LED 11W-220-240V-1160lm-3000K-CRI90

2514-27168 LED 11W-220-240V-1100lm-2700K-CRI90

2514-40168 LED 11W-220-240V-1220lm-4000K-CRI90

Weight / Peso / Gewicht / Poids

1,5 Kg

Materials / Materiali / Materialien / Matériaux

CRISTALY® Paintable / Colorabile / Färbbar / Colorable

Cover / Schermo / Schutzschirm aus / Écran

Opal methacrylate (included) / Metacrilato opalino (incluso)

Trübem Methacrylat (inbegriffen) / Méthacrylate opalin (inclus)



Art.	2421		Wall lighting
2304	2493	2519	A parete
2509	2521	8672	Wandleuchten
2514	2522	8673	Appliques

2421B ISA SMALL




Article code / Codice articolo / Artikelnummer / Code de l'article
DRIVER included / DRIVER incluso / DRIVER inbegriffen / DRIVER inclus
2421B-3045 LED 24W-220-240V-2700lm-3000K-CRI90
2421B-2745 LED 24W-220-240V-2600lm-2700K-CRI90
2421B-4045 LED 24W-220-240V-2850lm-4000K-CRI90

Weight / Peso / Gewicht / Poids
2,2 Kg

Materials / Materiali / Materialien / Matériaux
CRISTALY® Paintable / Colorabile / Färbbar / Colorable

Cover / Schermo / Schutzschirm aus / Écran
Opal methacrylate (included) / Metacrilato opalino (incluso)
Trübem Methacrylat (inbegriffen) / Méthacrylate opalin (inclus)

Accessories / Accessori / Zubehöre / Accessoires
099.142 Emergency Kit / Kit emergenza / Notfall-Kit / Kit d'urgence (P.644)

 Available on request in 24Vdc with remotely dimmable DRIVER.
Disponibile su richiesta in 24Vdc con DRIVER dimmerabile in remoto.
Auf Anfrage mit 24 Vdc und per Remote-Zugriff dimmbarem DRIVER erhältlich.
Disponible sur demande en 24Vcc avec DRIVER dimmable à distance.

  IP20

2421C ISA




Article code / Codice articolo / Artikelnummer / Code de l'article
DRIVER included / DRIVER incluso / DRIVER inbegriffen / DRIVER inclus
2421C-3045 LED 37W-220-240V-4200lm-3000K-CRI90
2421C-2745 LED 37W-220-240V-4000lm-2700K-CRI90
2421C-4045 LED 37W-220-240V-4400lm-4000K-CRI90

Weight / Peso / Gewicht / Poids
3,1 Kg

Materials / Materiali / Materialien / Matériaux
CRISTALY® Paintable / Colorabile / Färbbar / Colorable

Cover / Schermo / Schutzschirm aus / Écran
Opal methacrylate (included) / Metacrilato opalino (incluso)
Trübem Methacrylat (inbegriffen) / Méthacrylate opalin (inclus)

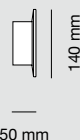
Accessories / Accessori / Zubehöre / Accessoires
099.142 Emergency Kit / Kit emergenza / Notfall-Kit / Kit d'urgence (P.644)

 Available on request in 24Vdc with remotely dimmable DRIVER.
Disponibile su richiesta in 24Vdc con DRIVER dimmerabile in remoto.
Auf Anfrage mit 24 Vdc und per Remote-Zugriff dimmbarem DRIVER erhältlich.
Disponible sur demande en 24Vcc avec DRIVER dimmable à distance.

  IP20

Art.	2421		Wall lighting
2304	2493	2519	A parete
2509	2521	8672	Wandleuchten
2514	2522	8673	Appliques

2421D ISA BIG



Article code / Codice articolo / Artikelnummer / Code de l'article

DRIVER included / DRIVER incluso / DRIVER inbegriffen / DRIVER inclus

2421D-3045 LED 50W-24Vdc-5700lm-3000K-CRI90

2421D-2745 LED 50W-24Vdc-5450lm-2700K-CRI90

2421D-4045 LED 50W-24Vdc-6000lm-4000K-CRI90

Weight / Peso / Gewicht / Poids

4,1 Kg

Materials / Materiali / Materialien / Matériaux

CRISTALY® Paintable / Colorabile / Färbbar / Colorable

Cover / Schermo / Schutzschirm aus / Écran

Opal methacrylate (included) / Metacrilato opalino (incluso)

Trübem Methacrylat (inbegriffen) / Méthacrylate opalin (inclus)

Accessories / Accessori / Zubehöre / Accessoires

099.142 Emergency Kit / Kit emergenza / Notfall-Kit / Kit d'urgence (P.644)



Available on request in 24Vdc with remotely dimmable DRIVER.

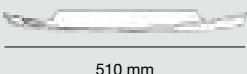
Disponibile su richiesta in 24Vdc con DRIVER dimmerabile in remoto.

Auf Anfrage mit 24 Vdc und per Remote-Zugriff dimmbarem DRIVER erhältlich.

Disponible sur demande en 24Vcc avec DRIVER dimmable à distance.



2493A OTILLA SMALL



Article code / Codice articolo / Artikelnummer / Code de l'article

DRIVER not included / DRIVER non incluso / DRIVER nicht inbegriffen / DRIVER non inclus

2493A-3003 LED 16W-24Vdc-1800lm-3000K-CRI90

2493A-2703 LED 16W-24Vdc-1700lm-2700K-CRI90

2493A-4003 LED 16W-24Vdc-1890lm-4000K-CRI90

Weight / Peso / Gewicht / Poids

1,9 Kg

Materials / Materiali / Materialien / Matériaux

CRISTALY® Paintable / Colorabile / Färbbar / Colorable

Cover / Schermo / Schutzschirm aus / Écran

Included / Incluso / Inbegriffen / Inclus

Compatible DRIVERS / DRIVER compatibili / Kompatible DRIVER / DRIVERS compatibles

026.267A DRIVER ON/OFF 30W 24Vdc

026.209 DRIVER DIM PUSH/1-10V 60W 24Vdc

026.190 + 026.260 DRIVER DIM PUSH/0-10V/DALI 60W 24Vdc

026.190 + 026.261 DRIVER DIM PUSH/0-10V/DALI 150W 24Vdc

026.190 + 026.262 DRIVER DIM PUSH/0-10V/DALI 240W 24Vdc



The dimmable driver shall not be installed in the wall lamp, but on a remote box.

L'alimentatore dimmerabile non può essere installato nell'appliche ma deve essere installato in una scatola di derivazione remota.


Das dimmbare Betriebsgerät darf nicht in der Wandleuchte installiert werden, sondern im Schaltkasten.

L'alimentation dimmable ne doit pas être installé dans l'appliche, mais dans une boîte électrique.

Accessories / Accessori / Zubehöre / Accessoires

099.142 Emergency Kit / Kit emergenza / Notfall-Kit / Kit d'urgence (P.644)

Finishes on demand / Finiture su richiesta / Finishes auf Anfrage / Finitions sur demande (P.612)



Art.	2421	2493	2519	Wall lighting
2304	2493	2519		A parete
2509	2521	8672		Wandleuchten
2514	2522	8673		Appliques

2493B OTILLA



800 mm



70 mm

Article code / Codice articolo / Artikelnummer / Code de l'article

DRIVER not included / DRIVER non incluso / DRIVER nicht inbegriffen / DRIVER non inclus

2493B-3003 LED 32W-24Vdc-3600lm-3000K-CRI90

2493B-2703 LED 32W-24Vdc-3420lm-2700K-CRI90

2493B-4003 LED 32W-24Vdc-3780lm-4000K-CRI90

Weight / Peso / Gewicht / Poids

3,1 Kg

Materials / Materiali / Materialien / Matériaux

CRISTALY® Paintable / Colorabile / Färbbar / Colorable

Cover / Schermo / Schutzschirm aus / Écran

Included / Incluso / Inbegriffen / Inclus

Compatible DRIVERS / DRIVER compatibili / Kompatible DRIVER / DRIVERS compatibles

026.267 DRIVER ON/OFF 60W 24Vdc

026.209 DRIVER DIM PUSH/1-10V 60W 24Vdc

026.190 + 026.260 DRIVER DIM PUSH/0-10V/DALI 60W 24Vdc

026.190 + 026.261 DRIVER DIM PUSH/0-10V/DALI 150W 24Vdc

026.190 + 026.262 DRIVER DIM PUSH/0-10V/DALI 240W 24Vdc



The dimmable driver shall not be installed in the wall lamp, but on a remote box.
L'alimentatore dimmerabile non può essere installato nell'appliche ma deve essere installato in una scatola di derivazione remota.
Das dimmbare Betriebsgerät darf nicht in der Wandleuchte installiert werden, sondern im Schaltkasten.
L'alimentation dimmable ne doit pas être installé dans l'applique, mais dans une boîte électrique.

Accessories / Accessori / Zubehöre / Accessoires

099.142 Emergency Kit / Kit emergenza / Notfall-Kit / Kit d'urgence (P.644)

Finishes on demand / Finiture su richiesta / Finishes auf Anfrage / Finitions sur demande (P.612)



390



391



IP20



C.V.
[V]



2493C OTILLA BIG



1200 mm



80 mm

Article code / Codice articolo / Artikelnummer / Code de l'article

DRIVER not included / DRIVER non incluso / DRIVER nicht inbegriffen / DRIVER non inclus

2493C-3003 LED 52W-24Vdc-6000lm-3000K-CRI90

2493C-2703 LED 52W-24Vdc-5700lm-2700K-CRI90

2493C-4003 LED 52W-24Vdc-6300lm-4000K-CRI90

Weight / Peso / Gewicht / Poids

5,5 Kg

Cover / Schermo / Schutzschirm aus / Écran

CRISTALY® Paintable / Colorabile / Färbbar / Colorable

Cover / Schermo / Schutzschirm aus / Écran

Included / Incluso / Inbegriffen / Inclus

Compatible DRIVERS / DRIVER compatibili / Kompatible DRIVER / DRIVERS compatibles

026.267 DRIVER ON/OFF 60W 24Vdc

026.209 DRIVER DIM PUSH/1-10V 60W 24Vdc

026.190 + 026.260 DRIVER DIM PUSH/0-10V/DALI 60W 24Vdc

026.190 + 026.261 DRIVER DIM PUSH/0-10V/DALI 150W 24Vdc

026.190 + 026.262 DRIVER DIM PUSH/0-10V/DALI 240W 24Vdc



The dimmable driver shall not be installed in the wall lamp, but on a remote box.
L'alimentatore dimmerabile non può essere installato nell'appliche ma deve essere installato in una scatola di derivazione remota.
Das dimmbare Betriebsgerät darf nicht in der Wandleuchte installiert werden, sondern im Schaltkasten.
L'alimentation dimmable ne doit pas être installé dans l'applique, mais dans une boîte électrique.

Accessories / Accessori / Zubehöre / Accessoires

099.142 Emergency Kit / Kit emergenza / Notfall-Kit / Kit d'urgence (P.644)

Finishes on demand / Finiture su richiesta / Finishes auf Anfrage / Finitions sur demande (P.612)



390



391



IP20



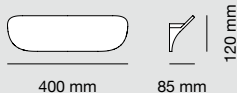
C.V.
[V]



Art.	2421	2493	2519	Wall lighting
2304	2493	2519		A parete
2509	2521	8672		Wandleuchten
2514	2522	8673		Appliques

2521A BEND SMALL

Designed by Tommaso Andolfatto



Article code / Codice articolo / Artikelnummer / Code de l'article

DRIVER not included / DRIVER non incluso / DRIVER nicht inbegriffen / DRIVER non inclus

2521A-3002 LED 6W-24Vdc-640lm-3000K-CRI90

2521A-2702 LED 6W-24Vdc-610lm-2700K-CRI90

2521A-4002 LED 6W-24Vdc-670lm-4000K-CRI90

Weight / Peso / Gewicht / Poids

2,0 Kg

Materials / Materiali / Materialien / Matériaux

CRISTALY® Paintable / Colorabile / Färbbar / Colorable

Cover / Schermo / Schutzschirm aus / Écran

Opal methacrylate (included) / Metacrilato opalino (incluso)

Trübem Methacrylat (inbegriffen) / Méthacrylate opalin (inclus)

Compatible DRIVERS / DRIVER compatibili / Kompatible DRIVER / DRIVERS compatibles

026.258 DRIVER ON/OFF 12W 24Vdc

026.259 DRIVER ON/OFF 30W 24Vdc

026.260 DRIVER ON/OFF 60W 24Vdc

026.261 DRIVER ON/OFF 150W 24Vdc

026.262 DRIVER ON/OFF 240W 24Vdc

026.301 DRIVER DIM PUSH/0-10V/DALI 24W 24Vdc

026.209 DRIVER DIM PUSH/1-10V 60W 24Vdc

026.190 + 026.260 DRIVER DIM PUSH/0-10V/DALI 60W 24Vdc

026.190 + 026.261 DRIVER DIM PUSH/0-10V/DALI 150W 24Vdc

026.190 + 026.262 DRIVER DIM PUSH/0-10V/DALI 240W 24Vdc



Electrical part 24Vdc: The driver shall not be installed in the wall lamp, but on a remote box.

Parte elettrica 24Vdc: L'alimentatore non può essere installato nell'applicque ma deve essere installato in una scatola di derivazione remota.

Elektrischer Teil 24Vdc: Der Betriebsgerät darf nicht in der Wandleuchte installiert werden, sondern im Schaltkasten.

Partie électrique 24Vdc: L'alimentation ne doit pas être installé dans l'applicque, mais dans une boîte électrique.



IP20

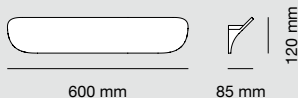


C.V.
[V]



2521B BEND

Designed by Tommaso Andolfatto



Article code / Codice articolo / Artikelnummer / Code de l'article

DRIVER not included / DRIVER non incluso / DRIVER nicht inbegriffen / DRIVER non inclus

2521B-3002 LED 10W-24Vdc-1000lm-3000K-CRI90

2521B-2702 LED 10W-24Vdc-950lm-2700K-CRI90

2521B-4002 LED 10W-24Vdc-1050lm-4000K-CRI90

Weight / Peso / Gewicht / Poids

2,4 Kg

Materials / Materiali / Materialien / Matériaux

CRISTALY® Paintable / Colorabile / Färbbar / Colorable

Cover / Schermo / Schutzschirm aus / Écran

Opal methacrylate (included) / Metacrilato opalino (incluso)

Trübem Methacrylat (inbegriffen) / Méthacrylate opalin (inclus)

Compatible DRIVERS / DRIVER compatibili / Kompatible DRIVER / DRIVERS compatibles

026.258 DRIVER ON/OFF 12W 24Vdc

026.259 DRIVER ON/OFF 30W 24Vdc

026.260 DRIVER ON/OFF 60W 24Vdc

026.261 DRIVER ON/OFF 150W 24Vdc

026.262 DRIVER ON/OFF 240W 24Vdc

026.301 DRIVER DIM PUSH/0-10V/DALI 24W 24Vdc

026.209 DRIVER DIM PUSH/1-10V 60W 24Vdc

026.190 + 026.260 DRIVER DIM PUSH/0-10V/DALI 60W 24Vdc

026.190 + 026.261 DRIVER DIM PUSH/0-10V/DALI 150W 24Vdc

026.190 + 026.262 DRIVER DIM PUSH/0-10V/DALI 240W 24Vdc



Electrical part 24Vdc: The driver shall not be installed in the wall lamp, but on a remote box.

Parte elettrica 24Vdc: L'alimentatore non può essere installato nell'applicque ma deve essere installato in una scatola di derivazione remota.

Elektrischer Teil 24Vdc: Der Betriebsgerät darf nicht in der Wandleuchte installiert werden, sondern im Schaltkasten.

Partie électrique 24Vdc: L'alimentation ne doit pas être installé dans l'applicque, mais dans une boîte électrique.



IP20




C.V.
[V]



Art.	2421	Wall lighting
2304	2493 2519	A parete
2509	2521 8672	Wandleuchten
2514	2522 8673	Appliques

2521D BEND BIG

Designed by Tommaso Andolfatto



Article code / Codice articolo / Artikelnummer / Code de l'article

DRIVER not included / DRIVER non incluso / DRIVER nicht inbegriffen / DRIVER non inclus

2521D-3002	LED 17W-24Vdc-1850lm-3000K-CRI90
2521D-2702	LED 17W-24Vdc-1790lm-2700K-CRI90
2521D-4002	LED 17W-24Vdc-1910lm-4000K-CRI90

Weight / Peso / Gewicht / Poids

3,4 Kg

Materials / Materiali / Materialien / Matériaux

CRISTALY® Paintable / Colorabile / Färbbar / Colorable

Cover / Schermo / Schutzschirm aus / Écran

Opal methacrylate (included) / Metacrilato opalino (incluso)
Trübem Methacrylat (inbegriffen) / Méthacrylate opalin (inclus)

Compatible DRIVERS / DRIVER compatibili / Kompatible DRIVER / DRIVERS compatibles

026.259	DRIVER ON/OFF 30W 24Vdc
026.260	DRIVER ON/OFF 60W 24Vdc
026.261	DRIVER ON/OFF 150W 24Vdc
026.262	DRIVER ON/OFF 240W 24Vdc
026.301	DRIVER DIM PUSH/0-10V/DALI 24W 24Vdc
026.209	DRIVER DIM PUSH/1-10V 60W 24Vdc
026.190 + 026.260	DRIVER DIM PUSH/0-10V/DALI 60W 24Vdc
026.190 + 026.261	DRIVER DIM PUSH/0-10V/DALI 150W 24Vdc
026.190 + 026.262	DRIVER DIM PUSH/0-10V/DALI 240W 24Vdc



Electrical part 24Vdc: The driver shall not be installed in the wall lamp, but on a remote box.

Parte elettrica 24Vdc: L'alimentatore non può essere installato nell'appliche ma deve essere installato in una scatola di derivazione remota.

Elektrischer Teil 24Vdc: Der Betriebsgerät darf nicht in der Wandleuchte installiert werden, sondern im Schaltkasten.

Partie électrique 24Vdc: L'alimentation ne doit pas être installé dans l'applique, mais dans une boîte électrique.



IP20

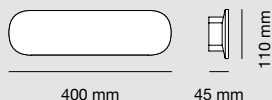


C.V.
[V]



2522A PURE SMALL

Designed by Tommaso Andolfatto



Article code / Codice articolo / Artikelnummer / Code de l'article

DRIVER included / DRIVER incluso / DRIVER inbegriffen / DRIVER inclus

2522A-30168	LED 10W-220-240V-1000lm-3000K-CRI90
2522A-27168	LED 10W-220-240V-950lm-2700K-CRI90
2522A-40168	LED 10W-220-240V-1050lm-4000K-CRI90

Weight / Peso / Gewicht / Poids

2,4 Kg

Materials / Materiali / Materialien / Matériaux

CRISTALY® Paintable / Colorabile / Färbbar / Colorable

Cover / Schermo / Schutzschirm aus / Écran

Opal methacrylate (included) / Metacrilato opalino (incluso)
Trübem Methacrylat (inbegriffen) / Méthacrylate opalin (inclus)



Available on request in 24Vdc with remotely dimmable DRIVER.

Disponibile su richiesta in 24Vdc con DRIVER dimmerabile in remoto.

Auf Anfrage mit 24 Vdc und per Remote-Zugriff dimmbarem DRIVER erhältlich.

Disponibile sur demande en 24Vcc avec DRIVER dimmable à distance.



IP20

Art.	2421		Wall lighting
2304	2493	2519	A parete
2509	2521	8672	Wandleuchten
2514	2522	8673	Appliques

2522B PURE

Designed by Tommaso Andolfatto



Article code / Codice articolo / Artikelnummer / Code de l'article

DRIVER included / DRIVER incluso / DRIVER inbegriffen / DRIVER inclus

2522B-30168 LED 17W-220-240V-1850lm-3000K-CRI90

2522B-27168 LED 17W-220-240V-1790lm-2700K-CRI90

2522B-40168 LED 17W-220-240V-1910lm-4000K-CRI90

Weight / Peso / Gewicht / Poids

3,0 Kg

Materials / Materiali / Materialien / Matériaux

CRISTALY® Paintable / Colorabile / Färbbar / Colorable

Cover / Schermo / Schutzschirm aus / Écran

Opal methacrylate (included) / Metacrilato opalino (incluso)

Trübem Methacrylat (inbegriffen) / Méthacrylate opalin (inclus)



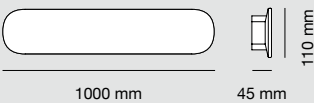
Available on request in 24Vdc with remotely dimmable DRIVER.
Disponibile su richiesta in 24Vdc con DRIVER dimmerabile in remoto.
Auf Anfrage mit 24 Vdc und per Remote-Zugriff dimmbarem DRIVER erhältlich.
Disponible sur demande en 24Vcc avec DRIVER dimmable à distance.



IP20

2522D PURE BIG

Designed by Tommaso Andolfatto



Article code / Codice articolo / Artikelnummer / Code de l'article

DRIVER included / DRIVER incluso / DRIVER inbegriffen / DRIVER inclus

2522D-30168 LED 31W-220-240V-3450lm-3000K-CRI90

2522D-27168 LED 31W-220-240V-3250lm-2700K-CRI90

2522D-40168 LED 31W-220-240V-3650lm-4000K-CRI90

Weight / Peso / Gewicht / Poids

4,4 Kg

Materials / Materiali / Materialien / Matériaux

CRISTALY® Paintable / Colorabile / Färbbar / Colorable

Cover / Schermo / Schutzschirm aus / Écran

Opal methacrylate (included) / Metacrilato opalino (incluso)

Trübem Methacrylat (inbegriffen) / Méthacrylate opalin (inclus)



Available on request in 24Vdc with remotely dimmable DRIVER.
Disponibile su richiesta in 24Vdc con DRIVER dimmerabile in remoto.
Auf Anfrage mit 24 Vdc und per Remote-Zugriff dimmbarem DRIVER erhältlich.
Disponible sur demande en 24Vcc avec DRIVER dimmable à distance.



IP20

Art.	2421		Wall lighting
2304	2493	2519	A parete
2509	2521	8672	Wandleuchten
2514	2522	8673	Appliques

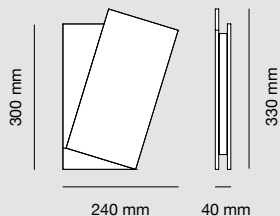


Article code / Codice articolo / Artikelnummer / Code de l'article
 DRIVER included / DRIVER incluso / DRIVER inbegriffen / DRIVER inclus
2519-30168 LED 10.5W-220-240V-1100lm-3000K-CRI90
2519-27168 LED 10.5W-220-240V-1000lm-2700K-CRI90
2519-40168 LED 10.5W-220-240V-1200lm-4000K-CRI90

Weight / Peso / Gewicht / Poids
 1,6 Kg

Materials / Materiali / Materialien / Matériaux
 CRISTALY® Paintable / Colorabile / Färbbar / Colorable

CE  IP20



8672 KORA



Article code / Codice articolo / Artikelnummer / Code de l'article
 Bulb not included / Lampadina non inclusa / Leuchtmittel nicht inbegriffen / Ampoule non incluse
8672-51 R7s 78 mm 80W-240V

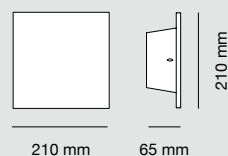
Weight / Peso / Gewicht / Poids
 1,2 Kg

Materials / Materiali / Materialien / Matériaux
 CERAMICA 9010® Paintable / Colorabile / Färbbar / Colorable

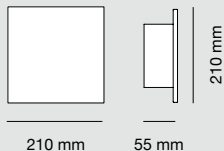
Finishes on demand / Finiture su richiesta / Finishes auf Anfrage / Finitions sur demande (P.612)



CE  IP20



8672B PERSIA



Article code / Codice articolo / Artikelnummer / Code de l'article

DRIVER included / DRIVER incluso / DRIVER inbegriffen / DRIVER inclus

8672B-3080 LED 18W-220-240V-2700lm-3000K-CRI85

8672B-2780 LED 18W-220-240V-2550lm-2700K-CRI85

8672B-4080 LED 18W-220-240V-2850lm-4000K-CRI85

Dimmable phase cut power supply / Dimmerabile a taglio di fase

Dimmbare Phasenanschnitt-Betriebsgerät / Alimentation dimmable à coupure de phase

8672B-3080T DIM LED 18W-220-240V-2700lm-3000K-CRI85

8672B-2780T DIM LED 18W-220-240V-2550lm-2700K-CRI85

8672B-4080T DIM LED 18W-220-240V-2850lm-4000K-CRI85

Weight / Peso / Gewicht / Poids

1,05 Kg

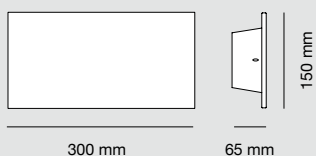
Materials / Materiali / Materialien / Matériaux

CERAMICA 9010® Paintable / Colorabile / Färbbar / Colorable

Finishes on demand / Finiture su richiesta / Finishes auf Anfrage / Finitions sur demande (P.612)



8673 KORA BIG



Article code / Codice articolo / Artikelnummer / Code de l'article

Bulb not included / Lampadina non inclusa / Leuchtmittel nicht inbegriffen / Ampoule non incluse

8673-51 R7s 78 mm 80W-240V

Weight / Peso / Gewicht / Poids

1,3 Kg

Materials / Materiali / Materialien / Matériaux

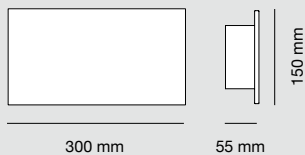
CERAMICA 9010® Paintable / Colorabile / Färbbar / Colorable

Finishes on demand / Finiture su richiesta / Finishes auf Anfrage / Finitions sur demande (P.612)



Art.	2421		Wall lighting
2304	2493	2519	A parete
2509	2521	8672	Wandleuchten
2514	2522	8673	Appliques

8673B PERSIA BIG



Article code / Codice articolo / Artikelnummer / Code de l'article

DRIVER included / DRIVER incluso / DRIVER inbegriffen / DRIVER inclus

8673B-3081 LED 24W-220-240V-3600lm-3000K-CRI85

8673B-2781 LED 24W-220-240V-3400lm-2700K-CRI85

8673B-4081 LED 24W-220-240V-3800lm-4000K-CRI85

Dimmable phase cut power supply / Dimmerabile a taglio di fase

Dimmbare Phasenanschnitt-Betriebsgerät / Alimentation dimmable à coupure de phase

8673B-3081T DIM LED 24W-220-240V-3600lm-3000K-CRI85

8673B-2781T DIM LED 24W-220-240V-3400lm-2700K-CRI85

8673B-4081T DIM LED 24W-220-240V-3800lm-4000K-CRI85


Weight / Peso / Gewicht / Poids

1,1 Kg

Materials / Materiali / Materialien / Matériaux

CERAMICA 9010® Paintable / Colorabile / Färbbar / Colorable

Finishes on demand / Finiture su richiesta / Finishes auf Anfrage / Finitions sur demande (P.612)



Art.	2421		Wall lighting
2304	2493	2519	A parete
2509	2521	8672	Wandleuchten
2514	2522	8673	Appliques

2426A KERLA SMALL

2426B KERLA

2426C KERLA BIG

Designed by 9010novantadieci

EN KERLA wall lamps are an elegant lighting solution with an essential design. The combination of KERLITE® and ALUMITE® underlines a detailed study of materials and formal care that translates to a refined modern rigour that is characterized by minimal lines. The lamps emit a comfortable light that is ideal for contract and home-office solutions.

IT Le applique da parete KERLA sono un'elegante soluzione per l'illuminazione dal design essenziale. La combinazione di KERLITE® e ALUMITE® sottolinea un'attenta ricerca dei materiali e la cura formale traduce un raffinato rigore moderno caratterizzato dalle linee minimali. Le lampade emanano una luce confortevole ideale per le soluzioni contract e home-office.


DE Die Wandleuchten KERLA sind eine elegante Lösung für eine Beleuchtung mit minimalistischem Design. Die Kombination von KERLITE® und ALUMITE® hebt die sorgfältige Auswahl der Materialien hervor und die besondere Formgebung spiegelt mit ihren minimalistischen Linien eine raffinierte moderne Strenge wider. Die Lampen strahlen ein komfortables Licht aus, ideal für Contract- und Home Office-Lösungen.

FR Les appliques KERLA sont une solution d'éclairage élégante au design sobre. La combinaison de KERLITE® et d'ALUMITE® souligne la recherche minutieuse des matériaux et le soin dans les formes traduit une rigueur moderne et raffinée se distinguant par des lignes minimalistes. Les lampes diffusent une lumière confortable, idéale pour les collectivités et les bureaux à domicile.



Art. 2426B

Private house - Bari, Italy
Arch. Domenico Altamura

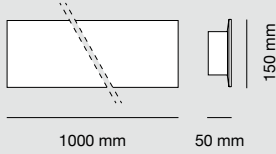


Art. 2426



Art.
2426

Wall lighting
A parete
Wandleuchten
Appliques



Article code / Codice articolo / Artikelnummer / Code de l'article

Without electrical part / Senza parte elettrica / Ohne elektrischen Teil / Sans partie électrique

- 2426A-371-00 White - LED= MAX 2x26W/m
- 2426A-372-00 Grey - LED= MAX 2x26W/m
- 2426A-373-00 Black - LED= MAX 2x26W/m


Weight / Peso / Gewicht / Poids

2,2 Kg

Materials / Materiali / Materialien / Matériaux

KERLITE®, ALUMITE®

Colors of the material / Colori del materiale / Farben des Materials / Couleurs des matériaux



The articles can be painted after treatment with a promoter for non-absorbent substrates.
 Gli articoli si possono dipingere dopo un trattamento con fondo per supporto inassorbente.
 Die Artikel können nach der Behandlung mit einem Promotor für nicht absorbierende Substrate lackiert werden.
 Les articles peuvent être peints après traitement avec un promoteur pour substrats non absorbants.

Cover / Schermo / Schutzschirm aus / Écran

Opal methacrylate (included) / Metacrilato opalino (incluso)
 Trübem Methacrylat (inbegriffen) / Méthacrylate opalin (inclus)

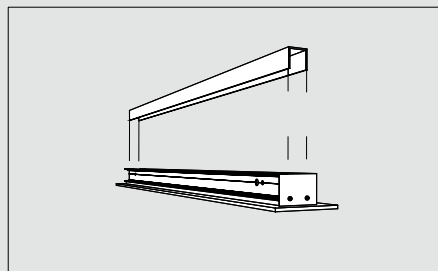
In the packaging / Nella confezione / Im Paket enthalten / Inclus dans le paquet

- ALUMITE® profile with two end caps included / Profilo in ALUMITE® comprensivo di due testate di chiusura
 ALUMITE® Profil mit zwei EndKappen / Profilé en ALUMITE® avec deux tête de fermetures
- Two opal methacrylate cover screen / Due schermi in metacrilato opalino gofrato
 Zwei Abdeckung in Opal-Methacrylat / Deux couvertures opales en methacrylate
- KERLITE front part glued to the ALUMITE® profile
 Frontale in KERLITE incollato al profilo in ALUMITE®
 KERLITE-Vorderteil mit dem mit dem ALUMITE®-Profil verklebt
 Partie antérieure en KERLITE collée au profilé en ALUMITE®
- "U" shaped profile for wall/ceiling fixing / Un profilo ad "U" per il fissaggio a soffitto/parete
 U- Profil für Wand- Deckenmontage / Profilé à "U" pour la fixation au mur / au plafond

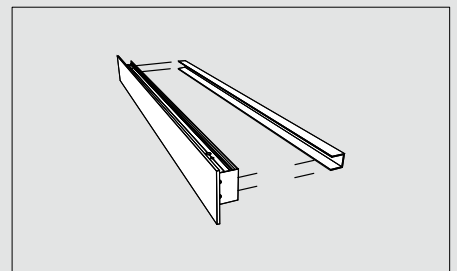
Accessories / Accessori / Zubehöre / Accessoires

- LED Strip (P.632)
- 026.267 DRIVER ON/OFF SLIM max60W 24Vdc
- 026.268 DRIVER ON/OFF SLIM max100W 24Vdc
- 026.269 DRIVER ON/OFF SLIM max150W 24Vdc
- TGC Custom Cut / Taglio a misura / Zuschnitt / Coupe personnalisée

Types of installation / Tipologie di installazione / Installationsarten / Types d'installation

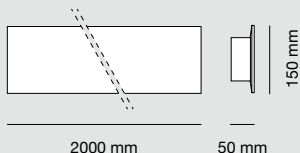


Ceiling and wall installation
 Installazione a soffitto e a parete
 Decken- und wandmontage
 Installation au plafond et au mur



Wall installation
 Installazione a parete
 Wandmontage
 Installation au mur



**Article code / Codice articolo / Artikelnummer / Code de l'article**

Without electrical part / Senza parte elettrica / Ohne elektrischen Teil / Sans partie électrique

2426B-371-00 White - LED= MAX 2x26W/m

2426B-372-00 Grey - LED= MAX 2x26W/m


2426B-373-00 Black - LED= MAX 2x26W/m

Weight / Peso / Gewicht / Poids

4,2 Kg

Materials / Materiali / Materialien / Matériaux

KERLITE®, ALUMITE®

Colors of the material / Colori del materiale / Farben des Materials / Couleurs des matériaux

The articles can be painted after treatment with a promoter for non-absorbent substrates.
 Gli articoli si possono dipingere dopo un trattamento con fondo per supporto inassorbente.
 Die Artikel können nach der Behandlung mit einem Promotor für nicht absorbierende Substrate lackiert werden.
 Les articles peuvent être peints après traitement avec un promoteur pour substrats non absorbants.

Cover / Schermo / Schutzschirm aus / Écran

Opal methacrylate (included) / Metacrilato opalino (incluso)

Trübem Methacrylat (inbegriffen) / Méthacrylate opalin (inclus)

In the packaging / Nella confezione / Im Paket enthalten / Inclus dans le paquet

- ALUMITE® profile with two end caps included / Profilo in ALUMITE® comprensivo di due testate di chiusura
ALUMITE® Profil mit zwei EndKappen / Profilé en ALUMITE® avec deux tête de fermetures
- Two opal methacrylate cover screen / Due schermi in metacrilato opalino gofrato
Zwei Abdeckung in Opal-Methacrylat / Deux couvertures opales en methacrylate
- KERLITE front part glued to the ALUMITE® profile
Frontale in KERLITE incollato al profilo in ALUMITE®
KERLITE-Vorderteil mit dem mit dem ALUMITE®-Profil verklebt
Partie antérieure en KERLITE collée au profilé en ALUMITE®
- "U" shaped profile for wall/ceiling fixing / Un profilo ad "U" per il fissaggio a soffitto/parete
U- Profil für Wand- Deckenmontage / Profilé à "U" pour la fixation au mur / au plafond

Accessories / Accessori / Zubehöre / Accessoires

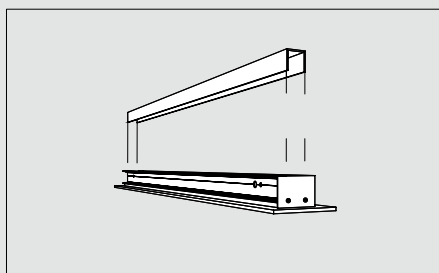
LED Strip (P.632)

026.267 DRIVER ON/OFF SLIM max60W 24Vdc

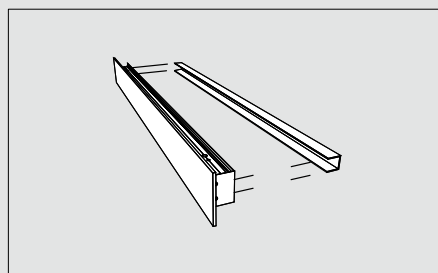
026.268 DRIVER ON/OFF SLIM max100W 24Vdc

026.269 DRIVER ON/OFF SLIM max150W 24Vdc

TGC Custom Cut / Taglio a misura / Zuschnitt / Coupe personnalisée

Types of installation / Tipologie di installazione / Installationsarten / Types d'installation

Ceiling and wall installation
 Installazione a soffitto e a parete
 Decken- und wandmontage
 Installation au plafond et au mur



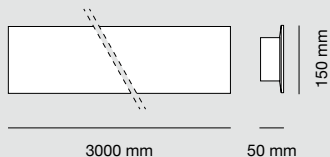
Wall installation
 Installazione a parete
 Wandmontage
 Installation au mur



IP20



(DRIVER SLIM)



Article code / Codice articolo / Artikelnummer / Code de l'article

Without electrical part / Senza parte elettrica / Ohne elektrischen Teil / Sans partie électrique

- 2426C-371-00 White - LED= MAX 2x26W/m
- 2426C-372-00 Grey - LED= MAX 2x26W/m
- 2426C-373-00 Black - LED= MAX 2x26W/m

Weight / Peso / Gewicht / Poids

6,2 Kg

Materials / Materiali / Materialien / Matériaux

KERLITE®, ALUMITE®

Colors of the material / Colori del materiale / Farben des Materials / Couleurs des matériaux



The articles can be painted after treatment with a promoter for non-absorbent substrates.
 Gli articoli si possono dipingere dopo un trattamento con fondo per supporto inassorbente.
 Die Artikel können nach der Behandlung mit einem Promotor für nicht absorbierende Substrate lackiert werden.
 Les articles peuvent être peints après traitement avec un promoteur pour substrats non absorbants.

Cover / Schermo / Schutzschirm aus / Écran

Opal methacrylate (included) / Metacrilato opalino (incluso)
 Trübem Methacrylat (inbegriffen) / Méthacrylate opalin (inclus)

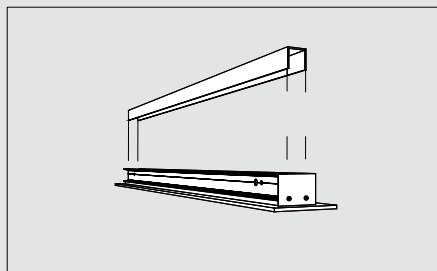
In the packaging / Nella confezione / Im Paket enthalten / Inclus dans le paquet

- ALUMITE® profile with two end caps included / Profilo in ALUMITE® comprensivo di due testate di chiusura
 ALUMITE® Profil mit zwei EndKappen / Profilé en ALUMITE® avec deux tête de fermetures
- Two opal methacrylate cover screen / Due schermi in metacrilato opalino gofrato
 Zwei Abdeckung in Opal-Methacrylat / Deux couvertures opales en methacrylate
- KERLITE front part glued to the ALUMITE® profile
 Frontale in KERLITE incollato al profilo in ALUMITE®
 KERLITE-Vorderteil mit dem mit dem ALUMITE®-Profil verklebt
 Partie antérieure en KERLITE collée au profilé en ALUMITE®
- "U" shaped profile for wall/ceiling fixing / Un profilo ad "U" per il fissaggio a soffitto/parete
 U- Profil für Wand- Deckenmontage / Profilé à "U" pour la fixation au mur / au plafond

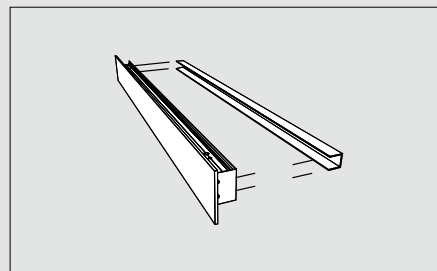
Accessories / Accessori / Zubehöre / Accessoires

- LED Strip (P.632)
- 026.267 DRIVER ON/OFF SLIM max60W 24Vdc
- 026.268 DRIVER ON/OFF SLIM max100W 24Vdc
- 026.269 DRIVER ON/OFF SLIM max150W 24Vdc
- TGC Custom Cut / Taglio a misura / Zuschnitt / Coupe personnalisée

Types of installation / Tipologie di installazione / Installationsarten / Types d'installation



Ceiling and wall installation
 Installazione a soffitto e a parete
 Decken- und wandmontage
 Installation au plafond et au mur



Wall installation
 Installazione a parete
 Wandmontage
 Installation au mur



2336 BOKU 2336B KUBO 2511 BOX 2495 KUBO CEM

Designed by 9010novantadiecì, Alberto Ghirardello

EN The formal rigour of the cube is redefined by a metamorphosis of the individual faces that compose it. A combination of full and empty allows light to flow, defining a refined atmosphere within the home environment.

IT Il rigore formale del cubo viene ridefinito da una metamorfosi delle singole facce che lo compongono. Una combinazione di pieni e vuoti lascia fluire la luce definendo un'atmosfera ricercata all'interno degli ambienti domestici.

DE Die strenge Form des Würfels wird hier durch eine Metamorphose seiner einzelnen Seiten neu definiert. Kombinationen von voll und leer lassen das Licht fließen und definieren eine raffinierte Atmosphäre in den Wohnräumen.

FR La rigueur de la forme du cube est redéfinie par une métamorphose de ses faces individuelles. Une combinaison de pleins et de vides permet à la lumière de circuler, définissant une atmosphère sophistiquée dans la maison.



Art. 2336B



Art. 2511



Art. 2495

Art. 2336



Art.
2336
2511
2495

Wall lighting
A parete
Wandleuchten
Appliques



Art. 2511

Art. 2336B



Art. 2336



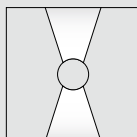
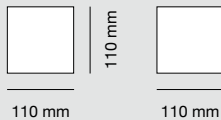
Art. 2495



Art.
2336
2511
2495

Wall lighting
A parete
Wandleuchten
Appliques

2336 BOKU



Article code / Codice articolo / Artikelnummer / Code de l'article

Bulb not included / Lampadina non inclusa / Leuchtmittel nicht inbegriffen / Ampoule non incluse

2336-52 G9 33W-240V

Bulb / Lampadina / Leuchtmittel / Ampoule: MAX L 50 mm

Weight / Peso / Gewicht / Poids

0,6 Kg

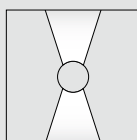
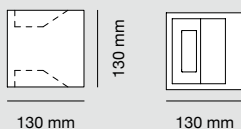
Materials / Materiali / Materialien / Matériaux

CERAMICA 9010® Paintable / Colorabile / Färbbar / Colorable

Finishes on demand / Finiture su richiesta / Finishes auf Anfrage / Finitions sur demande (P.612)



2336B KUBO



Article code / Codice articolo / Artikelnummer / Code de l'article

DRIVER included / DRIVER incluso / DRIVER inbegriffen / DRIVER inclus

2336B-3082 LED 12W-220-240V-1800lm-3000K-CRI85

2336B-2782 LED 12W-220-240V-1700lm-2700K-CRI85

2336B-4082 LED 12W-220-240V-1900lm-4000K-CRI85

Dimmable phase cut power supply / Dimmerabile a taglio di fase

Dimmbare Phasenanschnitt-Betriebsgerät / Alimentation dimmable à coupure de phase

2336B-3082T DIM LED 12W-220-240V-1800lm-3000K-CRI85

2336B-2782T DIM LED 12W-220-240V-1700lm-2700K-CRI85

2336B-4082T DIM LED 12W-220-240V-1900lm-4000K-CRI85

Weight / Peso / Gewicht / Poids

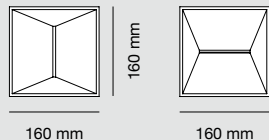
1,05 Kg

Materials / Materiali / Materialien / Matériaux

CERAMICA 9010® Paintable / Colorabile / Färbbar / Colorable

Finishes on demand / Finiture su richiesta / Finishes auf Anfrage / Finitions sur demande (P.612)





Article code / Codice articolo / Artikelnummer / Code de l'article
 DRIVER included / DRIVER incluso / DRIVER inbegriffen / DRIVER inclus
 2511-3050 LED 6W-220-240V-900lm-3000K-CRI85
 2511-2750 LED 6W-220-240V-850lm-2700K-CRI85
 2511-4050 LED 6W-220-240V-950lm-4000K-CRI85

Dimmable phase cut power supply / Dimmerabile a taglio di fase
 Dimmbare Phasenanschnitt-Betriebsgerät / Alimentation dimmable à coupure de phase
 2511-3050T DIM LED 6W-220-240V-900lm-3000K-CRI85
 2511-2750T DIM LED 6W-220-240V-850lm-2700K-CRI85
 2511-4050T DIM LED 6W-220-240V-950lm-4000K-CRI85

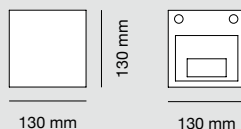
Weight / Peso / Gewicht / Poids
 1,9 Kg

Materials / Materiali / Materialien / Matériaux
 CRISTALY® Paintable / Colorabile / Färbbar / Colorable

Accessories / Accessori / Zubehöre / Accessoires
 024.326 Cover glass / Schermo di vetro / Schutzglas / Verre de Cover



2495 KUBO CEM

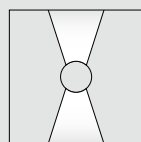


Article code / Codice articolo / Artikelnummer / Code de l'article
 DRIVER included / DRIVER incluso / DRIVER inbegriffen / DRIVER inclus
 2495-3082 LED 12W-220-240V-1800lm-3000K-CRI85
 2495-2782 LED 12W-220-240V-1700lm-2700K-CRI85
 2495-4082 LED 12W-220-240V-1900lm-4000K-CRI85

Dimmable phase cut power supply / Dimmerabile a taglio di fase
 Dimmbare Phasenanschnitt-Betriebsgerät / Alimentation dimmable à coupure de phase
 2495-3082T DIM LED 12W-220-240V-1800lm-3000K-CRI85
 2495-2782T DIM LED 12W-220-240V-1700lm-2700K-CRI85
 2495-4082T DIM LED 12W-220-240V-1900lm-4000K-CRI85

Weight / Peso / Gewicht / Poids
 1,4 Kg

Materials / Materiali / Materialien / Matériaux
 CONCRETE INDOOR 9010®



2139 EKA
7958 EKA ANGLE
7156 HARA
7157 HARA BIG
7305 HARA ANGLE
7310 HARA SMALL
7576 DALIA SMALL
7577 DALIA
7578 DALIA BIG
8336 ARIEL SMALL

8337 ARIEL
8338 ARIEL BIG
8428 ARIEL XL
8235 TIKO
8411 TIKO BIG
7946 LAILA
7949 LAILA ANGLE
8259 FIUCO
8215 AGALE
9207 FILLA

Designed by 9010novantadieci

EN These luminous elements transform the atmosphere in an imperceptible way, making it more welcoming and comfortable. CERAMICA 9010® wall lamps, with their soft shapes, embrace the light, diffusing it over the entire wall.

IT Questi elementi luminosi trasformano l'atmosfera in maniera impercettibile, rendendola più accogliente e confortevole. Le applique in CERAMICA 9010®, con il loro morbido volume, accolgono la luce per espanderla verso l'intera parete.

DE Diese Leuchtelemente verwandeln die Atmosphäre auf unmerkliche Weise, machen sie gemütlicher und komfortabler. Mit ihrem weichen Volumen nehmen die Wandleuchten aus CERAMICA 9010® das Licht auf, um es über die ganze Wand zu verbreiten.

FR Ces éléments d'éclairage transforment imperceptiblement l'atmosphère, la rendant plus agréable et plus confortable. Avec leur volume doux, les appliques en CERAMICA 9010® absorbent la lumière et la diffusent sur l'ensemble du mur.



Art. 2139

Art. 8428



Art.
2139 [...] 9207

Wall lighting
A parete
Wandleuchten
Appliques



Art. 7156

Art. 8338





Art. 7305

Art. 7576



Art.
2139 [...] 9207

Wall lighting
A parete
Wandleuchten
Appliques

Art. 8411



Wall lighting
A parete
Wandleuchten
Appliques

Art.
2139 [...] 9207

9010novantadiecì Indoor

322



Art. 7946



Art. 9207



Art. 9207, 8235

Art. 8336



Art. 7576



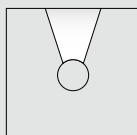
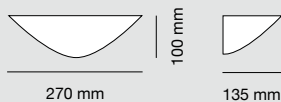
Art. 8428



1	Art. 2139
2	Art. 7958
3	Art. 7156
4	Art. 7305
5	Art. 7946
6	Art. 7949
7	Art. 8259
8	Art. 8215



2139 EKA



Article code / Codice articolo / Artikelnummer / Code de l'article

Bulb not included / Lampadina non inclusa / Leuchtmittel nicht inbegriffen / Ampoule non incluse

2139-41 E27 52W-240V
Bulb / Lampadina / Leuchtmittel / Ampoule: MAX L 110 mm
2139-51 R7s 78 mm 120W-240V
2139-57 R7s 118 mm MAX 20W-220-240V

DRIVER included / DRIVER incluso / DRIVER inbegriffen / DRIVER inclus

2139-3052 LED 12W-220-240V-1800lm-3000K-CRI85
2139-2752 LED 12W-220-240V-1700lm-2700K-CRI85
2139-4052 LED 12W-220-240V-1900lm-4000K-CRI85

Dimmable phase cut power supply / Dimmerabile a taglio di fase

Dimmbare Phasenanschnitt-Betriebsgerät / Alimentation dimmable à coupure de phase

2139-3052T DIM LED 12W-220-240V-1800lm-3000K-CRI85
2139-2752T DIM LED 12W-220-240V-1700lm-2700K-CRI85
2139-4052T DIM LED 12W-220-240V-1900lm-4000K-CRI85

Weight / Peso / Gewicht / Poids

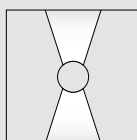
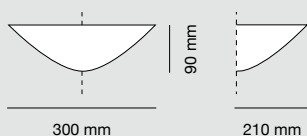
0,85 Kg

Materials / Materiali / Materialien / Matériaux

CERAMICA 9010® Paintable / Colorabile / Färbbar / Colorable



7958 EKA ANGLE



Article code / Codice articolo / Artikelnummer / Code de l'article

Bulb not included / Lampadina non inclusa / Leuchtmittel nicht inbegriffen / Ampoule non incluse

7958-42 E27 52W-240V
Bulb / Lampadina / Leuchtmittel / Ampoule: MAX L 115 mm

DRIVER included / DRIVER incluso / DRIVER inbegriffen / DRIVER inclus

7958-3064 LED 12W-220-240V-1800lm-3000K-CRI85
7958-2764 LED 12W-220-240V-1700lm-2700K-CRI85
7958-4064 LED 12W-220-240V-1900lm-4000K-CRI85

Dimmable phase cut power supply / Dimmerabile a taglio di fase

Dimmbare Phasenanschnitt-Betriebsgerät / Alimentation dimmable à coupure de phase

7958-3064T DIM LED 12W-220-240V-1800lm-3000K-CRI85
7958-2764T DIM LED 12W-220-240V-1700lm-2700K-CRI85
7958-4064T DIM LED 12W-220-240V-1900lm-4000K-CRI85

Weight / Peso / Gewicht / Poids

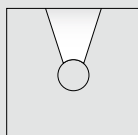
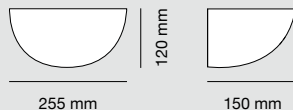
1 Kg

Materials / Materiali / Materialien / Matériaux

CERAMICA 9010® Paintable / Colorabile / Färbbar / Colorable



7156 HARA



Article code / Codice articolo / Artikelnummer / Code de l'article

Bulb not included / Lampadina non inclusa / Leuchtmittel nicht inbegriffen / Ampoule non incluse

7156-41	E27 52W-240V Bulb / Lampadina / Leuchtmittel / Ampoule: MAX L 145 mm
7156-51	R7s 78 mm 120W-240V
7156-57	R7s 118 mm MAX 20W-220-240V

DRIVER included / DRIVER incluso / DRIVER inbegriffen / DRIVER inclus

7156-3052	LED 12W-220-240V-1800lm-3000K-CRI85
7156-2752	LED 12W-220-240V-1700lm-2700K-CRI85
7156-4052	LED 12W-220-240V-1900lm-4000K-CRI85

Dimmable phase cut power supply / Dimmerabile a taglio di fase

Dimmbare Phasenanschnitt-Betriebsgerät / Alimentation dimmable à coupure de phase

7156-3052T	DIM LED 12W-220-240V-1800lm-3000K-CRI85
7156-2752T	DIM LED 12W-220-240V-1700lm-2700K-CRI85
7156-4052T	DIM LED 12W-220-240V-1900lm-4000K-CRI85

Weight / Peso / Gewicht / Poids

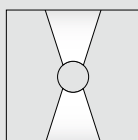
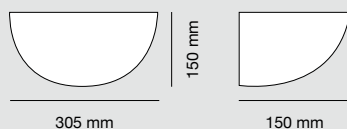

1,25 Kg

Materials / Materiali / Materialien / Matériaux

CERAMICA 9010® Paintable / Colorabile / Färbbar / Colorable



7157 HARA BIG



Article code / Codice articolo / Artikelnummer / Code de l'article

Bulb not included / Lampadina non inclusa / Leuchtmittel nicht inbegriffen / Ampoule non incluse

7157-41	E27 52W-240V Bulb / Lampadina / Leuchtmittel / Ampoule: MAX L 190 mm
7157-51	R7s 78 mm 120W-240V
7157-57	R7s 118 mm MAX 20W-220-240V

DRIVER included / DRIVER incluso / DRIVER inbegriffen / DRIVER inclus

7157-3052	LED 12W-220-240V-1800lm-3000K-CRI85
7157-2752	LED 12W-220-240V-1700lm-2700K-CRI85
7157-4052	LED 12W-220-240V-1900lm-4000K-CRI85

Dimmable phase cut power supply / Dimmerabile a taglio di fase

Dimmbare Phasenanschnitt-Betriebsgerät / Alimentation dimmable à coupure de phase

7157-3052T	DIM LED 12W-220-240V-1800lm-3000K-CRI85
7157-2752T	DIM LED 12W-220-240V-1700lm-2700K-CRI85
7157-4052T	DIM LED 12W-220-240V-1900lm-4000K-CRI85

Weight / Peso / Gewicht / Poids

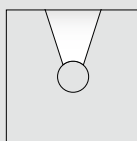
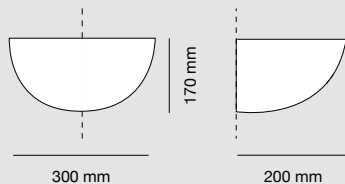
1,55 Kg

Materials / Materiali / Materialien / Matériaux

CERAMICA 9010® Paintable / Colorabile / Färbbar / Colorable



7305 HARA ANGLE



Article code / Codice articolo / Artikelnummer / Code de l'article

Bulb not included / Lampadina non inclusa / Leuchtmittel nicht inbegriffen / Ampoule non incluse

7305-42 E27 52W-240V

Bulb / Lampadina / Leuchtmittel / Ampoule: MAX L 115 mm

DRIVER included / DRIVER incluso / DRIVER inbegriffen / DRIVER inclus

7305-3064 LED 12W-220-240V-1800lm-3000K-CRI85

7305-2764 LED 12W-220-240V-1700lm-2700K-CRI85

7305-4064 LED 12W-220-240V-1900lm-4000K-CRI85

Dimmable phase cut power supply / Dimmerabile a taglio di fase

Dimmbare Phasenanschnitt-Betriebsgerät / Alimentation dimmable à coupure de phase

7305-3064T DIM LED 12W-220-240V-1800lm-3000K-CRI85

7305-2764T DIM LED 12W-220-240V-1700lm-2700K-CRI85

7305-4064T DIM LED 12W-220-240V-1900lm-4000K-CRI85

Weight / Peso / Gewicht / Poids

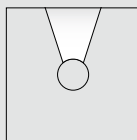
1,25 Kg

Materials / Materiali / Materialien / Matériaux

CERAMICA 9010® Paintable / Colorabile / Färbbar / Colorable



7310 HARA SMALL



Article code / Codice articolo / Artikelnummer / Code de l'article

Bulb not included / Lampadina non inclusa / Leuchtmittel nicht inbegriffen / Ampoule non incluse

7310-41 E27 52W-240V

Bulb / Lampadina / Leuchtmittel / Ampoule: MAX L 115 mm

7310-51 R7s 78 mm 120W-240V

7310-57 R7s 118 mm MAX 20W-220-240V

DRIVER included / DRIVER incluso / DRIVER inbegriffen / DRIVER inclus

7310-3051 LED 9W-220-240V-1350lm-3000K-CRI85

7310-2751 LED 9W-220-240V-1300lm-2700K-CRI85

7310-4051 LED 9W-220-240V-1400lm-4000K-CRI85

Dimmable phase cut power supply / Dimmerabile a taglio di fase

Dimmbare Phasenanschnitt-Betriebsgerät / Alimentation dimmable à coupure de phase

7310-3051T DIM LED 9W-220-240V-1350lm-3000K-CRI85

7310-2751T DIM LED 9W-220-240V-1300lm-2700K-CRI85

7310-4051T DIM LED 9W-220-240V-1400lm-4000K-CRI85

Weight / Peso / Gewicht / Poids

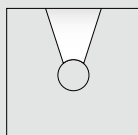
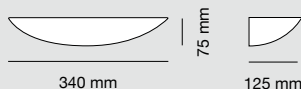
1 Kg

Materials / Materiali / Materialien / Matériaux

CERAMICA 9010® Paintable / Colorabile / Färbbar / Colorable



7576 DALIA SMALL



Article code / Codice articolo / Artikelnummer / Code de l'article

Bulb not included / Lampadina non inclusa / Leuchtmittel nicht inbegriffen / Ampoule non incluse

7576-41	E27 52W-240V Bulb / Lampadina / Leuchtmittel / Ampoule: MAX L 120 mm
7576-51	R7s 78 mm 120W-240V
7576-57	R7s 118 mm MAX 20W-220-240V

DRIVER included / DRIVER incluso / DRIVER inbegriffen / DRIVER inclus

7576-3052	LED 12W-220-240V-1800lm-3000K-CRI85
7576-2752	LED 12W-220-240V-1700lm-2700K-CRI85
7576-4052	LED 12W-220-240V-1900lm-4000K-CRI85

Dimmable phase cut power supply / Dimmerabile a taglio di fase

Dimmbare Phasenanschnitt-Betriebsgerät / Alimentation dimmable à coupure de phase

7576-3052T	DIM LED 12W-220-240V-1800lm-3000K-CRI85
7576-2752T	DIM LED 12W-220-240V-1700lm-2700K-CRI85
7576-4052T	DIM LED 12W-220-240V-1900lm-4000K-CRI85

Weight / Peso / Gewicht / Poids

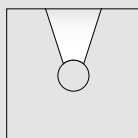
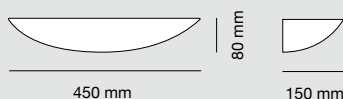
0,85 Kg

Materials / Materiali / Materialien / Matériaux

CERAMICA 9010® Paintable / Colorabile / Färbbar / Colorable



7577 DALIA



Article code / Codice articolo / Artikelnummer / Code de l'article

Bulb not included / Lampadina non inclusa / Leuchtmittel nicht inbegriffen / Ampoule non incluse

7577-41	E27 52W-240V Bulb / Lampadina / Leuchtmittel / Ampoule: MAX L 155 mm
7577-51	R7s 78 mm 120W-240V
7577-57	R7s 118 mm MAX 20W-220-240V

DRIVER included / DRIVER incluso / DRIVER inbegriffen / DRIVER inclus

7577-3053	LED 15W-220-240V-2250lm-3000K-CRI85
7577-2753	LED 15W-220-240V-2150lm-2700K-CRI85
7577-4053	LED 15W-220-240V-2350lm-4000K-CRI85

Dimmable phase cut power supply / Dimmerabile a taglio di fase

Dimmbare Phasenanschnitt-Betriebsgerät / Alimentation dimmable à coupure de phase

7577-3053T	DIM LED 15W-220-240V-2250lm-3000K-CRI85
7577-2753T	DIM LED 15W-220-240V-2150lm-2700K-CRI85
7577-4053T	DIM LED 15W-220-240V-2350lm-4000K-CRI85

Weight / Peso / Gewicht / Poids

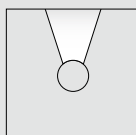
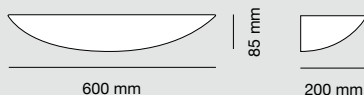
1,35 Kg

Materials / Materiali / Materialien / Matériaux

CERAMICA 9010® Paintable / Colorabile / Färbbar / Colorable



7578 DALIA BIG



Article code / Codice articolo / Artikelnummer / Code de l'article

Bulb not included / Lampadina non inclusa / Leuchtmittel nicht inbegriffen / Ampoule non incluse

7578-41	E27 52W-240V Bulb / Lampadina / Leuchtmittel / Ampoule: MAX L 205 mm
7578-51	R7s 78 mm 120W-240V
7578-57	R7s 118 mm MAX 20W-220-240V

DRIVER included / DRIVER incluso / DRIVER inbegriffen / DRIVER inclus

7578-3055	LED 24W-220-240V-3600lm-3000K-CRI85
7578-2755	LED 24W-220-240V-3400lm-2700K-CRI85
7578-4055	LED 24W-220-240V-3800lm-4000K-CRI85

Dimmable phase cut power supply / Dimmerabile a taglio di fase

Dimmbare Phasenanschnitt-Betriebsgerät / Alimentation dimmable à coupure de phase

7578-3055T	DIM LED 24W-220-240V-3600lm-3000K-CRI85
7578-2755T	DIM LED 24W-220-240V-3400lm-2700K-CRI85
7578-4055T	DIM LED 24W-220-240V-3800lm-4000K-CRI85

Weight / Peso / Gewicht / Poids

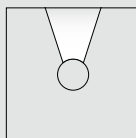
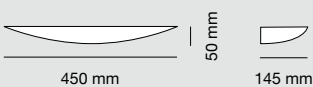
2,1 Kg

Materials / Materiali / Materialien / Matériaux

CERAMICA 9010® Paintable / Colorabile / Färbbar / Colorable



8336 ARIEL SMALL



Article code / Codice articolo / Artikelnummer / Code de l'article

Bulb not included / Lampadina non inclusa / Leuchtmittel nicht inbegriffen / Ampoule non incluse

8336-52	G9 2x60W-240V Bulb / Lampadina / Leuchtmittel / Ampoule: MAX L 70 mm
8336-51	R7s 78 mm 120W-240V
8336-57	R7s 118 mm MAX 20W-220-240V

DRIVER included / DRIVER incluso / DRIVER inbegriffen / DRIVER inclus

8336-3065	LED 15W-220-240V-2250lm-3000K-CRI85
8336-2765	LED 15W-220-240V-2150lm-2700K-CRI85
8336-4065	LED 15W-220-240V-2350lm-4000K-CRI85

Dimmable phase cut power supply / Dimmerabile a taglio di fase

Dimmbare Phasenanschnitt-Betriebsgerät / Alimentation dimmable à coupure de phase

8336-3065T	DIM LED 15W-220-240V-2250lm-3000K-CRI85
8336-2765T	DIM LED 15W-220-240V-2150lm-2700K-CRI85
8336-4065T	DIM LED 15W-220-240V-2350lm-4000K-CRI85

Weight / Peso / Gewicht / Poids

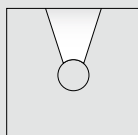
1,1 Kg

Materials / Materiali / Materialien / Matériaux

CERAMICA 9010® Paintable / Colorabile / Färbbar / Colorable



8337 ARIEL



Article code / Codice articolo / Artikelnummer / Code de l'article

Bulb not included / Lampadina non inclusa / Leuchtmittel nicht inbegriffen / Ampoule non incluse

8337-52 G9 2x60W-240V
Bulb / Lampadina / Leuchtmittel / Ampoule: MAX L 70 mm
8337-51 R7s 78mm 120W-240V
8337-57 R7s 118mm MAX 20W-220-240V

DRIVER included / DRIVER incluso / DRIVER inbegriffen / DRIVER inclus

8337-3066 LED 18W-220-240V-2700lm-3000K-CRI85
8337-2766 LED 18W-220-240V-2550lm-2700K-CRI85
8337-4066 LED 18W-220-240V-2850lm-4000K-CRI85

Dimmable phase cut power supply / Dimmerabile a taglio di fase

Dimmbare Phasenanschnitt-Betriebsgerät / Alimentation dimmable à coupure de phase

8337-3066T DIM LED 18W-220-240V-2700lm-3000K-CRI85
8337-2766T DIM LED 18W-220-240V-2550lm-2700K-CRI85
8337-4066T DIM LED 18W-220-240V-2850lm-4000K-CRI85

Weight / Peso / Gewicht / Poids

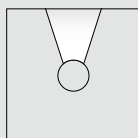
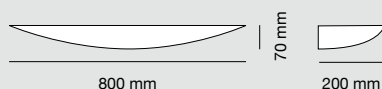
1,6 Kg

Materials / Materiali / Materialien / Matériaux

CERAMICA 9010® Paintable / Colorabile / Färbbar / Colorable

CE  IP20

8338 ARIEL BIG



Article code / Codice articolo / Artikelnummer / Code de l'article

Bulb not included / Lampadina non inclusa / Leuchtmittel nicht inbegriffen / Ampoule non incluse

8338-52 G9 2x60W-240V
Bulb / Lampadina / Leuchtmittel / Ampoule: MAX L 70 mm
8338-51 R7s 78 mm 2x120W-240V
8338-57 R7s 118 mm 2xMAX 20W-220-240V

DRIVER included / DRIVER incluso / DRIVER inbegriffen / DRIVER inclus

8338-3067 LED 24W-220-240V-3600lm-3000K-CRI85
8338-2767 LED 24W-220-240V-3400lm-2700K-CRI85
8338-4067 LED 24W-220-240V-3800lm-4000K-CRI85

Dimmable phase cut power supply / Dimmerabile a taglio di fase

Dimmbare Phasenanschnitt-Betriebsgerät / Alimentation dimmable à coupure de phase

8338-3067T DIM LED 24W-220-240V-3600lm-3000K-CRI85
8338-2767T DIM LED 24W-220-240V-3400lm-2700K-CRI85
8338-4067T DIM LED 24W-220-240V-3800lm-4000K-CRI85

Weight / Peso / Gewicht / Poids

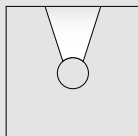
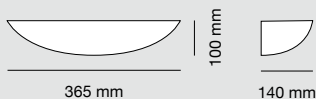
2,5 Kg

Materials / Materiali / Materialien / Matériaux

CERAMICA 9010® Paintable / Colorabile / Färbbar / Colorable

CE  IP20

8428 ARIEL XL



Article code / Codice articolo / Artikelnummer / Code de l'article

Bulb not included / Lampadina non inclusa / Leuchtmittel nicht inbegriffen / Ampoule non incluse

8428-41	E27 52W-240V Bulb / Lampadina / Leuchtmittel / Ampoule: MAX L 145 mm
8428-51	R7s 78 mm 120W-240V
8428-57	R7s 118 mm MAX 20W-220-240V

DRIVER included / DRIVER incluso / DRIVER inbegriffen / DRIVER inclus

8428-3053	LED 15W-220-240V-2250lm-3000K-CRI85
8428-2753	LED 15W-220-240V-2150lm-2700K-CRI85
8428-4053	LED 15W-220-240V-2350lm-4000K-CRI85

Dimmable phase cut power supply / Dimmerabile a taglio di fase

Dimmbare Phasenanschnitt-Betriebsgerät / Alimentation dimmable à coupure de phase

8428-3053T	DIM LED 15W-220-240V-2250lm-3000K-CRI85
8428-2753T	DIM LED 15W-220-240V-2150lm-2700K-CRI85
8428-4053T	DIM LED 15W-220-240V-2350lm-4000K-CRI85

Weight / Peso / Gewicht / Poids

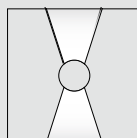
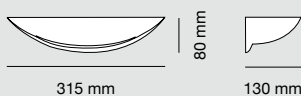
1,25 Kg

Materials / Materiali / Materialien / Matériaux

CERAMICA 9010® Paintable / Colorabile / Färbbar / Colorable



8235 TIKO



Article code / Codice articolo / Artikelnummer / Code de l'article

Bulb not included / Lampadina non inclusa / Leuchtmittel nicht inbegriffen / Ampoule non incluse

8235-41	E27 52W-240V Bulb / Lampadina / Leuchtmittel / Ampoule: MAX L 115 mm
8235-53	R7s 78 mm 120W-240V
8235-57	R7s 118 mm MAX 20W-220-240V

DRIVER included / DRIVER incluso / DRIVER inbegriffen / DRIVER inclus

8235-3076	LED 13.5W-220-240V-2000lm-3000K-CRI85
8235-2776	LED 13.5W-220-240V-1900lm-2700K-CRI85
8235-4076	LED 13.5W-220-240V-2100lm-4000K-CRI85

Dimmable phase cut power supply / Dimmerabile a taglio di fase

Dimmbare Phasenanschnitt-Betriebsgerät / Alimentation dimmable à coupure de phase

8235-3076T	DIM LED 13.5W-220-240V-2000lm-3000K-CRI85
8235-2776T	DIM LED 13.5W-220-240V-1900lm-2700K-CRI85
8235-4076T	DIM LED 13.5W-220-240V-2100lm-4000K-CRI85

Weight / Peso / Gewicht / Poids

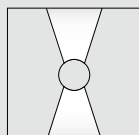
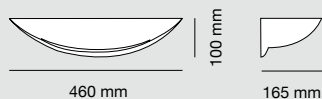
1,05 Kg

Materials / Materiali / Materialien / Matériaux

CERAMICA 9010® Paintable / Colorabile / Färbbar / Colorable



8411 TIKO BIG



Article code / Codice articolo / Artikelnummer / Code de l'article

Bulb not included / Lampadina non inclusa / Leuchtmittel nicht inbegriffen / Ampoule non incluse

8411-41	E27 52W-240V Bulb / Lampadina / Leuchtmittel / Ampoule: MAX L 195 mm
8411-53	R7s 78 mm 120W-240V
8411-57	R7s 118 mm MAX 20W-220-240V

DRIVER included / DRIVER incluso / DRIVER inbegriffen / DRIVER inclus

8411-3078	LED 19.5W-220-240V-2900lm-3000K-CRI85
8411-2778	LED 19.5W-220-240V-2750lm-2700K-CRI85
8411-4078	LED 19.5W-220-240V-3050lm-4000K-CRI85

Dimmable phase cut power supply / Dimmerabile a taglio di fase

Dimmbare Phasenanschnitt-Betriebsgerät / Alimentation dimmable à coupure de phase

8411-3078T	DIM LED 19.5W-220-240V-2900lm-3000K-CRI85
8411-2778T	DIM LED 19.5W-220-240V-2750lm-2700K-CRI85
8411-4078T	DIM LED 19.5W-220-240V-3050lm-4000K-CRI85

Weight / Peso / Gewicht / Poids

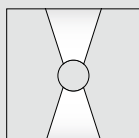
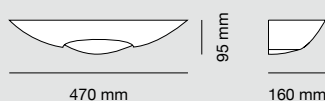
1,6 Kg

Materials / Materiali / Materialien / Matériaux

CERAMICA 9010® Paintable / Colorabile / Färbbar / Colorable



7946 LAILA



Article code / Codice articolo / Artikelnummer / Code de l'article

Bulb not included / Lampadina non inclusa / Leuchtmittel nicht inbegriffen / Ampoule non incluse

7946-41	E27 52W-240V Bulb / Lampadina / Leuchtmittel / Ampoule: MAX L 195 mm
7946-53	R7s 78 mm 2x120W-240V
7946-57	R7s 118 mm 2xMAX 20W-220-240V

DRIVER included / DRIVER incluso / DRIVER inbegriffen / DRIVER inclus

7946-3059	LED 15W-220-240V-2250lm-3000K-CRI85
7946-2759	LED 15W-220-240V-2150lm-2700K-CRI85
7946-4059	LED 15W-220-240V-2350lm-4000K-CRI85

Dimmable phase cut power supply / Dimmerabile a taglio di fase

Dimmbare Phasenanschnitt-Betriebsgerät / Alimentation dimmable à coupure de phase

7946-3059T	DIM LED 15W-220-240V-2250lm-3000K-CRI85
7946-2759T	DIM LED 15W-220-240V-2150lm-2700K-CRI85
7946-4059T	DIM LED 15W-220-240V-2350lm-4000K-CRI85

Weight / Peso / Gewicht / Poids

1,25 Kg

Materials / Materiali / Materialien / Matériaux

CERAMICA 9010® Paintable / Colorabile / Färbbar / Colorable

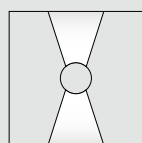
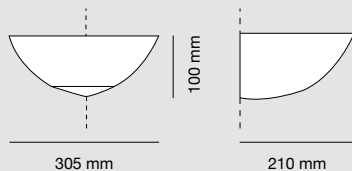
Cover / Schermo / Schutzschirm aus / Écran

Lower: glass diffuser (included) / Inferiore: diffusore in vetro (incluso)

Unterteil: Glasdiffusor (inbegriffen) / Inférieur: diffuseur en verre (inclus)



7949 LAILA ANGLE



Article code / Codice articolo / Artikelnummer / Code de l'article

Bulb not included / Lampadina non inclusa / Leuchtmittel nicht inbegriffen / Ampoule non incluse

7949-42 E27 52W-240V

Bulb / Lampadina / Leuchtmittel / Ampoule: MAX L 100 mm

Weight / Peso / Gewicht / Poids

1 Kg

Materials / Materiali / Materialien / Matériaux

CERAMICA 9010® Paintable / Colorabile / Färbbar / Colorable

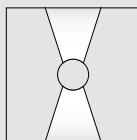
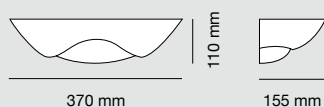
Cover / Schermo / Schutzschirm aus / Écran

Lower: glass diffuser (included) / Inferiore: diffusore in vetro (incluso)

Unterteil: Glasdiffusor (inbegriffen) / Inférieur: diffuseur en verre (inclus)



8259 FIUCO



Article code / Codice articolo / Artikelnummer / Code de l'article

Bulb not included / Lampadina non inclusa / Leuchtmittel nicht inbegriffen / Ampoule non incluse

8259-41 E27 52W-240V

Bulb / Lampadina / Leuchtmittel / Ampoule: MAX L 175 mm

8259-53 R7s 78 mm 2x120W-240V

8259-57 R7s 118 mm 2xMAX 20W-220-240V

DRIVER included / DRIVER incluso / DRIVER inbegriffen / DRIVER inclus

8259-3059 LED 15W-220-240V-2250lm-3000K-CRI85

8259-2759 LED 15W-220-240V-2150lm-2700K-CRI85

8259-4059 LED 15W-220-240V-2350lm-4000K-CRI85

Dimmable phase cut power supply / Dimmerabile a taglio di fase

Dimmbare Phasenanschnitt-Betriebsgerät / Alimentation dimmable à coupure de phase

8259-3059T DIM LED 15W-220-240V-2250lm-3000K-CRI85

8259-2759T DIM LED 15W-220-240V-2150lm-2700K-CRI85

8259-4059T DIM LED 15W-220-240V-2350lm-4000K-CRI85

Weight / Peso / Gewicht / Poids

1,25 Kg

Materials / Materiali / Materialien / Matériaux

CERAMICA 9010® Paintable / Colorabile / Färbbar / Colorable

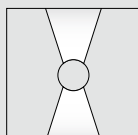
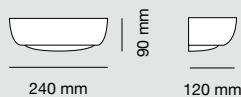
Cover / Schermo / Schutzschirm aus / Écran

Lower: glass diffuser (included) / Inferiore: diffusore in vetro (incluso)

Unterteil: Glasdiffusor (inbegriffen) / Inférieur: diffuseur en verre (inclus)



8215 AGALE



Article code / Codice articolo / Artikelnummer / Code de l'article

Bulb not included / Lampadina non inclusa / Leuchtmittel nicht inbegriffen / Ampoule non incluse

8215-41	E27 52W-240V Bulb / Lampadina / Leuchtmittel / Ampoule: MAX L 175 mm
8215-53	R7s 78 mm 2x120W-240V
8215-57	R7s 118 mm 2xMAX 20W-220-240V

DRIVER included / DRIVER incluso / DRIVER inbegriffen / DRIVER inclus

8215-3057	LED 9W-220-240V-1350lm-3000K-CRI85
8215-2757	LED 9W-220-240V-1300lm-2700K-CRI85
8215-4057	LED 9W-220-240V-1400lm-4000K-CRI85

Dimmable phase cut power supply / Dimmerabile a taglio di fase

Dimmbare Phasenanschnitt-Betriebsgerät / Alimentation dimmable à coupure de phase

8215-3057T	DIM LED 9W-220-240V-1350lm-3000K-CRI85
8215-2757T	DIM LED 9W-220-240V-1300lm-2700K-CRI85
8215-4057T	DIM LED 9W-220-240V-1400lm-4000K-CRI85

Weight / Peso / Gewicht / Poids

0,85 Kg

Materials / Materiali / Materialien / Matériaux

CERAMICA 9010® Paintable / Colorabile / Färbbar / Colorable

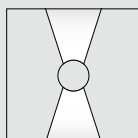
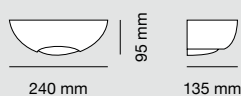
Cover / Schermo / Schutzschirm aus / Écran

Lower: glass diffuser (included) / Inferiore: diffusore in vetro (incluso)

Unterteil: Glasdiffusor (inbegriffen) / Inférieur: diffuseur en verre (inclus)



9207 FILLA



Article code / Codice articolo / Artikelnummer / Code de l'article

Bulb not included / Lampadina non inclusa / Leuchtmittel nicht inbegriffen / Ampoule non incluse

9207-41	E27 52W-240V Bulb / Lampadina / Leuchtmittel / Ampoule: MAX L 115 mm
9207-53	R7s 78 mm 2x120W-240V
9207-57	R7s 118 mm 2xMAX 20W-220-240V

DRIVER included / DRIVER incluso / DRIVER inbegriffen / DRIVER inclus

9207-3057	LED 9W-220-240V-1350lm-3000K-CRI85
9207-2757	LED 9W-220-240V-1300lm-2700K-CRI85
9207-4057	LED 9W-220-240V-1400lm-4000K-CRI85

Dimmable phase cut power supply / Dimmerabile a taglio di fase

Dimmbare Phasenanschnitt-Betriebsgerät / Alimentation dimmable à coupure de phase

9207-3057T	DIM LED 9W-220-240V-1350lm-3000K-CRI85
9207-2757T	DIM LED 9W-220-240V-1300lm-2700K-CRI85
9207-4057T	DIM LED 9W-220-240V-1400lm-4000K-CRI85

Weight / Peso / Gewicht / Poids

0,85 Kg

Materials / Materiali / Materialien / Matériaux

CERAMICA 9010® Paintable / Colorabile / Färbbar / Colorable

Cover / Schermo / Schutzschirm aus / Écran

Lower: glass diffuser (included) / Inferiore: diffusore in vetro (incluso)

Unterteil: Glasdiffusor (inbegriffen) / Inférieur: diffuseur en verre (inclus)



2483A CHIGLIA
2489A CHIGLIA CEM
2483B CHIGLIA ANGLE
2489B CHIGLIA ANGLE CEM
2457 DARLA CEM
8216 DARLA
8254 DARLA BIG

Designed by 9010novantadieci

EN These wall lamps with soft and rounded lines effectively combine functionality and aesthetics. Their minimal design makes these bi-directional light sources objects of great versatility that help to create a welcoming atmosphere.

IT Queste applique dalle linee morbide e tondeggianti combinano efficacemente funzionalità ed estetica. Il design minimale rende queste fonti luminose bidirezionale oggetti di grande versatilità, che contribuiscono a creare un'atmosfera accogliente.

DE Diese Wandleuchten mit ihren sanften runden Linien kombinieren auf sehr effiziente Weise Funktionalität und Ästhetik. Das minimalistische Design macht diese bidirektionalen Lichtquellen zu äußerst vielseitigen Objekten, die dazu beitragen, eine gemütliche Atmosphäre zu schaffen.

FR Ces appliques aux lignes douces et arrondies allient efficacement fonctionnalité et esthétique. Le design minimaliste fait de ces sources lumineuses bidirectionnelles des objets très polyvalents qui contribuent à créer une atmosphère chaleureuse.

Art.		Wall lighting
2483		A parete
2489	8216	Wandleuchten
2457	8254	Appliques



Art. 2489A

Art. 2483A



Art.		Wall lighting
2483		A parete
2489	8216	Wandleuchten
2457	8254	Appliques



Art. 2457

Art. 8216



Art.
2483
2489
2457

Wall lighting
A parete
Wandleuchten
Appliques



Art. 8254



Art. 2489B

Art. 2483B



Art.
2483
2489
2457

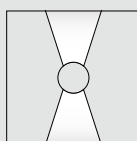
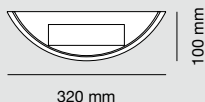
Wall lighting
A parete
Wandleuchten
Appliques

8216
8254

1	Art. 2483A
2	Art. 2489A
3	Art. 2483B
4	Art. 2489B
5	Art. 2457
6	Art. 8216



2483A CHIGLIA



Article code / Codice articolo / Artikelnummer / Code de l'article

DRIVER included / DRIVER incluso / DRIVER inbegriffen / DRIVER inclus

2483A-3080 LED 18W-220-240V-2700lm-3000K-CRI85

2483A-2780 LED 18W-220-240V-2550lm-2700K-CRI85

2483A-4080 LED 18W-220-240V-2850lm-4000K-CRI85

Dimmable phase cut power supply (DRIVER included) / Dimmerabile a taglio di fase (DRIVER incluso)
Dimmbare Phasenanschnitt-Betriebsgerät (inklusive DRIVER) / Alimentation dimmable à coupure de phase (DRIVER inclus)

2483A-3080T DIM LED 18W-220-240V-2700lm-3000K-CRI85

2483A-2780T DIM LED 18W-220-240V-2550lm-2700K-CRI85

2483A-4080T DIM LED 18W-220-240V-2850lm-4000K-CRI85

Weight / Peso / Gewicht / Poids

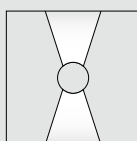
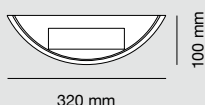
1,5 Kg

Materials / Materiali / Materialien / Matériaux

CRISTALY® Paintable / Colorabile / Färbbar / Colorable



2489A CHIGLIA CEM



Article code / Codice articolo / Artikelnummer / Code de l'article

DRIVER included / DRIVER incluso / DRIVER inbegriffen / DRIVER inclus

2489A-3080 LED 18W-220-240V-2700lm-3000K-CRI85

2489A-2780 LED 18W-220-240V-2550lm-2700K-CRI85

2489A-4080 LED 18W-220-240V-2850lm-4000K-CRI85

Dimmable phase cut power supply (DRIVER included) / Dimmerabile a taglio di fase (DRIVER incluso)
Dimmbare Phasenanschnitt-Betriebsgerät (inklusive DRIVER) / Alimentation dimmable à coupure de phase (DRIVER inclus)

2489A-3080T DIM LED 18W-220-240V-2700lm-3000K-CRI85

2489A-2780T DIM LED 18W-220-240V-2550lm-2700K-CRI85

2489A-4080T DIM LED 18W-220-240V-2850lm-4000K-CRI85

Weight / Peso / Gewicht / Poids

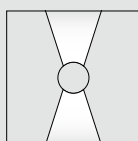
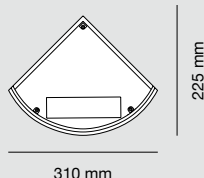
1,4 Kg

Materials / Materiali / Materialien / Matériaux

CONCRETE INDOOR 9010®



2483B CHIGLIA ANGLE



Article code / Codice articolo / Artikelnummer / Code de l'article

DRIVER included / DRIVER incluso / DRIVER inbegriffen / DRIVER inclus

2483B-3080 LED 18W-220-240V-2700lm-3000K-CRI85

2483B-2780 LED 18W-220-240V-2550lm-2700K-CRI85

2483B-4080 LED 18W-220-240V-2850lm-4000K-CRI85

Dimmable phase cut power supply (DRIVER included) / Dimmerabile a taglio di fase (DRIVER incluso)
Dimmable Phasenanschnitt-Betriebsgerät (inklusive DRIVER) / Alimentation dimmable à coupure de phase (DRIVER inclus)

2483B-3080T DIM LED 18W-220-240V-2700lm-3000K-CRI85

2483B-2780T DIM LED 18W-220-240V-2550lm-2700K-CRI85

2483B-4080T DIM LED 18W-220-240V-2850lm-4000K-CRI85

Weight / Peso / Gewicht / Poids

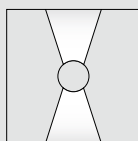
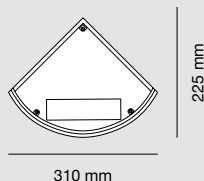
2,7 Kg

Materials / Materiali / Materialien / Matériaux

CRISTALY® Paintable / Colorabile / Färbbar / Colorable



2489B CHIGLIA ANGLE CEM



Article code / Codice articolo / Artikelnummer / Code de l'article

DRIVER included / DRIVER incluso / DRIVER inbegriffen / DRIVER inclus

2489B-3080 LED 18W-220-240V-2700lm-3000K-CRI85

2489B-2780 LED 18W-220-240V-2550lm-2700K-CRI85

2489B-4080 LED 18W-220-240V-2850lm-4000K-CRI85

Dimmable phase cut power supply (DRIVER included) / Dimmerabile a taglio di fase (DRIVER incluso)
Dimmable Phasenanschnitt-Betriebsgerät (inklusive DRIVER) / Alimentation dimmable à coupure de phase (DRIVER inclus)

2489B-3080T DIM LED 18W-220-240V-2700lm-3000K-CRI85

2489B-2780T DIM LED 18W-220-240V-2550lm-2700K-CRI85

2489B-4080T DIM LED 18W-220-240V-2850lm-4000K-CRI85

Weight / Peso / Gewicht / Poids

2,5 Kg

Materials / Materiali / Materialien / Matériaux

CONCRETE INDOOR 9010®

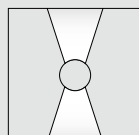


Art.
2483
2489
2457

8216
8254

Wall lighting
A parete
Wandleuchten
Appliques

2457 DARLA CEM



Article code / Codice articolo / Artikelnummer / Code de l'article

Bulb not included / Lampadina non inclusa / Leuchtmittel nicht inbegriffen / Ampoule non incluse

2457-41 E27 52W-240V

Bulb / Lampadina / Leuchtmittel / Ampoule: MAX L 130 mm

DRIVER included / DRIVER incluso / DRIVER inbegriffen / DRIVER inclus

2457-3057 LED 9W-220-240V-1350lm-3000K-CRI85

2457-2757 LED 9W-220-240V-1300lm-2700K-CRI85

2457-4057 LED 9W-220-240V-1400lm-4000K-CRI85

Dimmable phase cut power supply (DRIVER included) / Dimmerabile a taglio di fase (DRIVER incluso)

Dimmbare Phasenanschnitt-Betriebsgerät (inklusive DRIVER) / Alimentation dimmable à coupure de phase (DRIVER inclus)

2457-3057T DIM LED 9W-220-240V-1350lm-3000K-CRI85

2457-2757T DIM LED 9W-220-240V-1300lm-2700K-CRI85

2457-4057T DIM LED 9W-220-240V-1400lm-4000K-CRI85

Weight / Peso / Gewicht / Poids

1,25 Kg

Materials / Materiali / Materialien / Matériaux

CONCRETE INDOOR 9010®

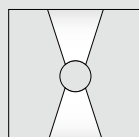
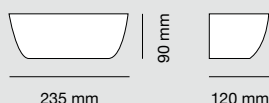
Cover / Schermo / Schutzschirm aus / Écran

Lower: glass diffuser (included) / Inferiore: diffusore in vetro (incluso)

Unterteil: Glasdiffusor (inbegriffen) / Inférieur: diffuseur en verre (inclus)



8216 DARLA



Article code / Codice articolo / Artikelnummer / Code de l'article

Bulb not included / Lampadina non inclusa / Leuchtmittel nicht inbegriffen / Ampoule non incluse

8216-41 E27 52W-240V

Bulb / Lampadina / Leuchtmittel / Ampoule: MAX L 110 mm

8216-53 R7s 78 mm 120W-240V

8216-57 R7s 118 mm MAX 20W-220-240V

DRIVER included / DRIVER incluso / DRIVER inbegriffen / DRIVER inclus

8216-3057 LED 9W-220-240V-1350lm-3000K-CRI85

8216-2757 LED 9W-220-240V-1300lm-2700K-CRI85

8216-4057 LED 9W-220-240V-1400lm-4000K-CRI85

Dimmable phase cut power supply (DRIVER included) / Dimmerabile a taglio di fase (DRIVER incluso)

Dimmbare Phasenanschnitt-Betriebsgerät (inklusive DRIVER) / Alimentation dimmable à coupure de phase (DRIVER inclus)

8216-3057T DIM LED 9W-220-240V-1350lm-3000K-CRI85

8216-2757T DIM LED 9W-220-240V-1300lm-2700K-CRI85

8216-4057T DIM LED 9W-220-240V-1400lm-4000K-CRI85

Weight / Peso / Gewicht / Poids

1 Kg

Materials / Materiali / Materialien / Matériaux

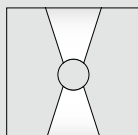
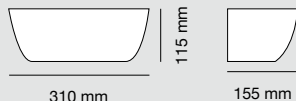
CERAMICA 9010® Paintable / Colorabile / Färbbar / Colorable

Cover / Schermo / Schutzschirm aus / Écran

Lower: glass diffuser (included) / Inferiore: diffusore in vetro (incluso)

Unterteil: Glasdiffusor (inbegriffen) / Inférieur: diffuseur en verre (inclus)





Article code / Codice articolo / Artikelnummer / Code de l'article

Bulb not included / Lampadina non inclusa / Leuchtmittel nicht inbegriffen / Ampoule non incluse

- 8254-41 E27 52W-240V
Bulb / Lampadina / Leuchtmittel / Ampoule: MAX L 195 mm
- 8254-53 R7s 78 mm 120W-240V
- 8254-57 R7s 118 mm MAX 20W-220-240V

DRIVER included / DRIVER incluso / DRIVER inbegriffen / DRIVER inclus

- 8254-3059 LED 15W-220-240V-2250lm-3000K-CRI85
- 8254-2759 LED 15W-220-240V-2150lm-2700K-CRI85
- 8254-4059 LED 15W-220-240V-2350lm-4000K-CRI85

Dimmable phase cut power supply (DRIVER included) / Dimmerabile a taglio di fase (DRIVER incluso)
Dimmbare Phasenanschnitt-Betriebsgerät (inklusive DRIVER) / Alimentation dimmable à coupure de phase (DRIVER inclus)

- 8254-3059T DIM LED 15W-220-240V-2250lm-3000K-CRI85
- 8254-2759T DIM LED 15W-220-240V-2150lm-2700K-CRI85
- 8254-4059T DIM LED 15W-220-240V-2350lm-4000K-CRI85

Weight / Peso / Gewicht / Poids

1,25 Kg

Materials / Materiali / Materialien / Matériaux

CERAMICA 9010[®] Paintable / Colorabile / Färbbar / Colorable

Cover / Schermo / Schutzschirm aus / Écran

Lower: glass diffuser (included) / Inferiore: diffusore in vetro (incluso)
Unterteil: Glasdiffusor (inbegriffen) / Inférieur: diffuseur en verre (inclus)



2293 DORADO
8144 ERIDA THIN
8042 ERIDA
8056 ERIDA ANGLE
2455 ERIDA CEM
8759 ERIDA BIG
8760 ERIDA XL
2604B RIETE

Designed by 9010novantadiecì

EN The defined curves that distinguish this collection gently embrace the lighting. These CERAMICA 9010® wall lamps recall the rounded shape of a crescent, and feature a double opening, which creates a warm and welcoming atmosphere.

IT Le curve definite che distinguono la collezione avvolgono dolcemente l'illuminazione. Queste lampade da parete in CERAMICA 9010® richiamano la forma tondeggiante di una mezzaluna e presentano una duplice apertura per un'atmosfera calda e accogliente.

DE Die definierten Kurven dieser Kollektion hüllen die Beleuchtung sanft ein. Diese aus CERAMICA 9010® gefertigten Wandleuchten erinnern an die runde Form des Halbmonds und weisen eine zweiseitige Öffnung auf, die eine warme und gemütliche Atmosphäre schafft.

FR Les courbes définies qui distinguent la collection enveloppent délicatement l'éclairage. Ces lampes murales en CERAMICA 9010® rappellent la forme arrondie d'un croissant de lune et présentent une double ouverture pour une atmosphère chaleureuse et accueillante.

Art.	8056	Wall lighting
2293	2455	A parete
8144	8759	Wandleuchten
8042	8760	Appliques

2604B

9010novantadiecì Indoor



Art. 8056

Art. 8759



Art.	8056	Wall lighting
2293	2455	A parete
8144	8759	Wandleuchten
8042	8760	2604B Appliques



Art. 2293

Art. 8144



Art. 8056



Art. 2455



Art.	8056	Wall lighting
2293	2455	A parete
8144	8759	Wandleuchten
8042	8760	2604B Appliques



Art. 8042

Art. 8042



Art. 8760

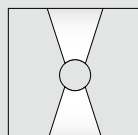


Art. 2604B



Art.	8056	Wall lighting
2293	2455	A parete
8144	8759	Wandleuchten
8042	8760	Appliques
	2604B	

2293 DORADO



Article code / Codice articolo / Artikelnummer / Code de l'article

Bulb not included / Lampadina non inclusa / Leuchtmittel nicht inbegriffen / Ampoule non incluse

2293-41	E27 52W-240V ø45 Bulb / Lampadina / Leuchtmittel / Ampoule: MAX L 135 mm
2293-51	R7s 78 mm 120W-240V
2293-57	R7s 118 mm MAX 20W-220-240V

DRIVER included / DRIVER incluso / DRIVER inbegriffen / DRIVER inclus

2293-3058	LED 12W-220-240V-1800lm-3000K-CRI85
2293-2758	LED 12W-220-240V-1700lm-2700K-CRI85
2293-4058	LED 12W-220-240V-1900lm-4000K-CRI85

Dimmable phase cut power supply / Dimmerabile a taglio di fase
Dimmable Phasenanschnitt-Betriebsgerät / Alimentation dimmable à coupure de phase

2293-3058T	DIM LED 12W-220-240V-1800lm-3000K-CRI85
2293-2758T	DIM LED 12W-220-240V-1700lm-2700K-CRI85
2293-4058T	DIM LED 12W-220-240V-1900lm-4000K-CRI85

Weight / Peso / Gewicht / Poids

1,05 Kg


Materials / Materiali / Materialien / Matériaux

CERAMICA 9010® Paintable / Colorabile / Färbbar / Colorable

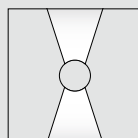

Cover / Schermo / Schutzschirm aus / Écran

Lower: glass diffuser (included) / Inferiore: diffusore in vetro (incluso)
Unterteil: Glasdiffusor (inbegriffen) / Inférieur: diffuseur en verre (inclus)

Finishes on demand / Finiture su richiesta / Finishes auf Anfrage / Finitions sur demande (P.612)



8144 ERIDA THIN



Article code / Codice articolo / Artikelnummer / Code de l'article

Bulb not included / Lampadina non inclusa / Leuchtmittel nicht inbegriffen / Ampoule non incluse

8144-41	E27 52W-240V ø45 Bulb / Lampadina / Leuchtmittel / Ampoule: MAX L 160 mm
8144-53	R7s 78mm 120W-240V
8144-57	R7s 118mm MAX 20W-220-240V

DRIVER included / DRIVER incluso / DRIVER inbegriffen / DRIVER inclus

8144-3071	LED 15W-220-240V-2250lm-3000K-CRI85
8144-2771	LED 15W-220-240V-2150lm-2700K-CRI85
8144-4071	LED 15W-220-240V-2350lm-4000K-CRI85

Dimmable phase cut power supply / Dimmerabile a taglio di fase
Dimmable Phasenanschnitt-Betriebsgerät / Alimentation dimmable à coupure de phase

8144-3071T	DIM LED 15W-220-240V-2250lm-3000K-CRI85
8144-2771T	DIM LED 15W-220-240V-2150lm-2700K-CRI85
8144-4071T	DIM LED 15W-220-240V-2350lm-4000K-CRI85

Weight / Peso / Gewicht / Poids

1,25 Kg

Materials / Materiali / Materialien / Matériaux

CERAMICA 9010® Paintable / Colorabile / Färbbar / Colorable

Cover / Schermo / Schutzschirm aus / Écran

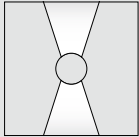
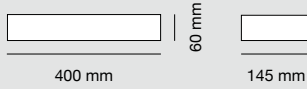
Lower: glass diffuser (included) / Inferiore: diffusore in vetro (incluso)
Unterteil: Glasdiffusor (inbegriffen) / Inférieur: diffuseur en verre (inclus)

Finishes on demand / Finiture su richiesta / Finishes auf Anfrage / Finitions sur demande (P.612)



Art.	8056	Wall lighting
2293	2455	A parete
8144	8759	Wandleuchten
8042	8760	2604B Appliques

8042 ERIDA



Article code / Codice articolo / Artikelnummer / Code de l'article

Bulb not included / Lampadina non inclusa / Leuchtmittel nicht inbegriffen / Ampoule non incluse

8042-41	52W-240V ø45 Bulb / Lampadina / Leuchtmittel / Ampoule: MAX L 150 mm
8042-53	R7s 78 mm 120W-240V
8042-57	R7s 118 mm MAX 20W-220-240V

DRIVER included / DRIVER incluso / DRIVER inbegriffen / DRIVER inclus

8042-3071	LED 15W-220-240V-2250lm-3000K-CRI85
8042-2771	LED 15W-220-240V-2150lm-2700K-CRI85
8042-4071	LED 15W-220-240V-2350lm-4000K-CRI85

Dimmable phase cut power supply / Dimmerabile a taglio di fase

Dimmbare Phasenanschnitt-Betriebsgerät / Alimentation dimmable à coupure de phase

8042-3071T	DIM LED 15W-220-240V-2250lm-3000K-CRI85
8042-2771T	DIM LED 15W-220-240V-2150lm-2700K-CRI85
8042-4071T	DIM LED 15W-220-240V-2350lm-4000K-CRI85

Weight / Peso / Gewicht / Poids

1,45 Kg

Materials / Materiali / Materialien / Matériaux


CERAMICA 9010® Paintable / Colorabile / Färbbar / Colorable

Cover / Schermo / Schutzschirm aus / Écran

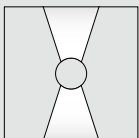

Lower: glass diffuser (included) / Inferiore: diffusore in vetro (incluso)

Unterteil: Glasdiffusor (inbegriffen) / Inférieur: diffuseur en verre (inclus)

Finishes on demand / Finiture su richiesta / Finishes auf Anfrage / Finitions sur demande (P.612)



8056 ERIDA ANGLE



Article code / Codice articolo / Artikelnummer / Code de l'article

Bulb not included / Lampadina non inclusa / Leuchtmittel nicht inbegriffen / Ampoule non incluse

8056-42	E27 52W-240V ø45 Bulb / Lampadina / Leuchtmittel / Ampoule: MAX L 120 mm
---------	---

DRIVER included / DRIVER incluso / DRIVER inbegriffen / DRIVER inclus

8056-3070	LED 12W-220-240V-1800lm-3000K-CRI85
8056-2770	LED 12W-220-240V-1700lm-2700K-CRI85
8056-4070	LED 12W-220-240V-1900lm-4000K-CRI85

Dimmable phase cut power supply / Dimmerabile a taglio di fase

Dimmbare Phasenanschnitt-Betriebsgerät / Alimentation dimmable à coupure de phase

8056-3070T	DIM LED 12W-220-240V-1800lm-3000K-CRI85
8056-2770T	DIM LED 12W-220-240V-1700lm-2700K-CRI85
8056-4070T	DIM LED 12W-220-240V-1900lm-4000K-CRI85

Weight / Peso / Gewicht / Poids

1,25 Kg

Materials / Materiali / Materialien / Matériaux


CERAMICA 9010® Paintable / Colorabile / Färbbar / Colorable

Cover / Schermo / Schutzschirm aus / Écran

Lower: glass diffuser (included) / Inferiore: diffusore in vetro (incluso)

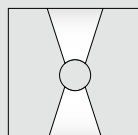
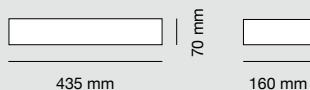
Unterteil: Glasdiffusor (inbegriffen) / Inférieur: diffuseur en verre (inclus)

Finishes on demand / Finiture su richiesta / Finishes auf Anfrage / Finitions sur demande (P.612)



Art.	8056	Wall lighting
2293	2455	A parete
8144	8759	Wandleuchten
8042	8760	2604B Appliques

2455 ERIDA CEM



Article code / Codice articolo / Artikelnummer / Code de l'article

Bulb not included / Lampadina non inclusa / Leuchtmittel nicht inbegriffen / Ampoule non incluse

2455-41 E27 52W-240V ø45

Bulb / Lampadina / Leuchtmittel / Ampoule: MAX L 180 mm

DRIVER included / DRIVER incluso / DRIVER inbegriffen / DRIVER inclus

2455-3072 LED 18W-220-240V-2700lm-3000K-CRI85

2455-2772 LED 18W-220-240V-2550lm-2700K-CRI85

2455-4072 LED 18W-220-240V-2850lm-4000K-CRI85

Dimmable phase cut power supply / Dimmerabile a taglio di fase

Dimmbare Phasenanschnitt-Betriebsgerät / Alimentation dimmable à coupure de phase

2455-3072T DIM LED 12W-220-240V-1800lm-3000K-CRI85

2455-2772T DIM LED 12W-220-240V-1700lm-2700K-CRI85

2455-4072T DIM LED 12W-220-240V-1900lm-4000K-CRI85

Weight / Peso / Gewicht / Poids

2 Kg

Materials / Materiali / Materialien / Matériaux

CONCRETE INDOOR 9010®

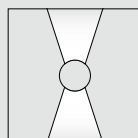
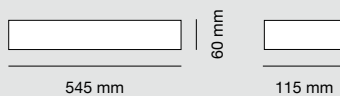
Cover / Schermo / Schutzschirm aus / Écran

Lower: glass diffuser (included) / Inferiore: diffusore in vetro (incluso)

Unterteil: Glasdiffusor (inbegriffen) / Inférieur: diffuseur en verre (inclus)



8759 ERIDA BIG



Article code / Codice articolo / Artikelnummer / Code de l'article

Bulb not included / Lampadina non inclusa / Leuchtmittel nicht inbegriffen / Ampoule non incluse

8759-41 E27 52W-240V ø45

Bulb / Lampadina / Leuchtmittel / Ampoule: MAX L 215 mm

8759-53 R7s 78 mm 120W-240V

8759-57 R7s 118 mm MAX 20W-220-240V

DRIVER included / DRIVER incluso / DRIVER inbegriffen / DRIVER inclus

8759-3072 LED 18W-220-240V-2700lm-3000K-CRI85

8759-2772 LED 18W-220-240V-2550lm-2700K-CRI85

8759-4072 LED 18W-220-240V-2850lm-4000K-CRI85

Dimmable phase cut power supply / Dimmerabile a taglio di fase

Dimmbare Phasenanschnitt-Betriebsgerät / Alimentation dimmable à coupure de phase

8759-3072T DIM LED 18W-220-240V-2700lm-3000K-CRI85

8759-2772T DIM LED 18W-220-240V-2550lm-2700K-CRI85

8759-4072T DIM LED 18W-220-240V-2850lm-4000K-CRI85

Weight / Peso / Gewicht / Poids

1,7 Kg

Materials / Materiali / Materialien / Matériaux

CERAMICA 9010® Paintable / Colorabile / Färbbar / Colorable

Cover / Schermo / Schutzschirm aus / Écran

Lower: glass diffuser (included) / Inferiore: diffusore in vetro (incluso)

Unterteil: Glasdiffusor (inbegriffen) / Inférieur: diffuseur en verre (inclus)

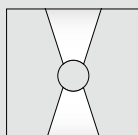
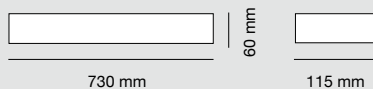


Art.	8056	Wall lighting
2293	2455	A parete
8144	8759	Wandleuchten
8042	8760	Appliques

2604B

9010novantadieci Indoor

8760 ERIDA XL



Article code / Codice articolo / Artikelnummer / Code de l'article

Bulb not included / Lampadina non inclusa / Leuchtmittel nicht inbegriffen / Ampoule non incluse

8760-41	E27 2X52W-240V ø45 Bulb / Lampadina / Leuchtmittel / Ampoule: MAX L 145 mm
8760-53	R7s 78 mm 2x120W-240V
8760-57	R7s 118 mm 2xMAX 20W-220-240V

DRIVER included / DRIVER incluso / DRIVER inbegriffen / DRIVER inclus

8760-3061	LED 24W-220-240V-3600lm-3000K-CRI85
8760-2761	LED 24W-220-240V-3400lm-2700K-CRI85
8760-4061	LED 24W-220-240V-3800lm-4000K-CRI85

Dimmable phase cut power supply / Dimmerabile a taglio di fase

Dimmbare Phasenanschnitt-Betriebsgerät / Alimentation dimmable à coupure de phase

8760-3061T	DIM LED 24W-220-240V-3600lm-3000K-CRI85
8760-2761T	DIM LED 24W-220-240V-3400lm-2700K-CRI85
8760-4061T	DIM LED 24W-220-240V-3800lm-4000K-CRI85

Weight / Peso / Gewicht / Poids

2,4 Kg

Materials / Materiali / Materialien / Matériaux

CERAMICA 9010® Paintable / Colorabile / Färbbar / Colorable

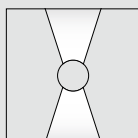
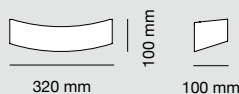
Cover / Schermo / Schutzschirm aus / Écran

Lower: glass diffuser (included) / Inferiore: diffusore in vetro (incluso)

Unterteil: Glasdiffusor (inbegriffen) / Inférieur: diffuseur en verre (inclus)



2604B RIETE



Article code / Codice articolo / Artikelnummer / Code de l'article

Bulb not included / Lampadina non inclusa / Leuchtmittel nicht inbegriffen / Ampoule non incluse

2604B-41	E27 52W-240V Bulb / Lampadina / Leuchtmittel / Ampoule: MAX L 150 mm
2604B-52	G9 60W-240V Bulb / Lampadina / Leuchtmittel / Ampoule: MAX L 100 mm

DRIVER included / DRIVER incluso / DRIVER inbegriffen / DRIVER inclus

2604B-3057	LED 9W-220-240V-1350lm-3000K-CRI85
2604B-2757	LED 9W-220-240V-1300lm-2700K-CRI85
2604B-4057	LED 9W-220-240V-1400lm-4000K-CRI85

Dimmable phase cut power supply / Dimmerabile a taglio di fase

Dimmbare Phasenanschnitt-Betriebsgerät / Alimentation dimmable à coupure de phase

2604B-3057T	DIM LED 9W-220-240V-1350lm-3000K-CRI85
2604B-2757T	DIM LED 9W-220-240V-1300lm-2700K-CRI85
2604B-4057T	DIM LED 9W-220-240V-1400lm-4000K-CRI85

Weight / Peso / Gewicht / Poids

0,95 Kg

Materials / Materiali / Materialien / Matériaux

CERAMICA 9010® Paintable / Colorabile / Färbbar / Colorable

Cover / Schermo / Schutzschirm aus / Écran

Lower: glass diffuser (included) / Inferiore: diffusore in vetro (incluso)

Unterteil: Glasdiffusor (inbegriffen) / Inférieur: diffuseur en verre (inclus)



Art.	8056	Wall lighting
2293	2455	A parete
8144	8759	Wandleuchten
8042	8760	Appliques

2604B

2443 VELA
2630 CONCA
2631 ZENGA
2632 ABACO
2634 PLUMA
2635 LOMBA
2636 GONIA
2637 ARENA
2638 GESTALT

Designed by 9010novantadiecì, Tommaso Andolfatto

EN Continuity, visual comfort and a pleasant aesthetic effect distinguish this series that is designed to create continuous light systems. These CRISTALY® items, with their indirect and uniform light source, combine functionality and essentiality, and can be customized according to the most diverse needs.

IT Continuità, comfort visivo ed un piacevole effetto estetico contraddistinguono questa serie realizzata per creare sistemi di luce continui. Gli articoli in CRISTALY®, con fonte luminosa indiretta ed uniforme, combinano funzionalità ed essenzialità per essere personalizzati secondo le più diverse esigenze.

DE Kontinuität, Sichtkomfort und eine angenehme ästhetische Wirkung zeichnen diese eigens für die Schaffung von kontinuierlichen Lichtsystemen entwickelte Serie aus. Die aus CRISTALY® gefertigten Artikel kombinieren mit ihrer indirekten und gleichmäßigen Lichtquelle Funktionalität und Wesentlichkeit und passen sich problemlos den verschiedensten Ansprüchen an.

FR Continuité, confort visuel et effet esthétique agréable caractérisent cette série conçue pour créer des systèmes d'éclairage continu. Les articles en CRISTALY®, à source lumineuse indirecte et uniforme, allient fonctionnalité et essentialité et peuvent être personnalisés en fonction des exigences les plus diverses.

Art.	2632	Wall lighting	
2443	2634	A parete	
2630	2635	2637	Wandleuchten
2631	2636	2638	Appliques



Art. 2631

Art. 2635A



Art.	2632	Wall lighting
2443	2634	A parete
2630	2635	2637
2631	2636	2638
		Wandleuchten
		Appliques



Art. 2637

Art. 2636A




Art.	2632	Wall lighting
2443	2634	A parete
2630	2635	Wandleuchten
2631	2636	Appliques
	2637	
	2638	



Art. 2443

Art. 2632



Art.	2632	Wall lighting
2443	2634	A parete
2630	2635	Wandleuchten
2631	2636	2637 Appliques
		2638



Art. 2638C, 2638D





Art. 2630A

Private house - Parma, Italy

Art. 2634C, 2634D



Art.	2632	Wall lighting
2443	2634	A parete
2630	2635	Wandleuchten
2631	2636	2637 Appliques
		2638

DIFFUSED LIGHT
 LUCE DIFFUSA D'IMPATTO
 DIFFUSES LICHT MIT GROSSER WIRKUNG
 LUMIÈRE DIFFUSE FASCINANTE

EN Light needs to breathe too. Modern-design PROFILES in CRISTALY® use 9010novantadieci LED technology, allowing indirect light to perfectly illuminate any space. An invisible, even light source that's extremely versatile, as it needs no recessed installation. This series of 9010novantadieci items allows constant lighting systems to be created in line with demand, thanks to models that can be mixed and matched in a perfect range of lighting products that bring a breath of fresh air to lighting spaces.

IT Anche la luce ha bisogno di respirare. PROFILI in CRISTALY® dal design moderno, che grazie alla tecnologia LED 9010 permettono alla luce indiretta di illuminare alla perfezione ogni ambiente. Una fonte luminosa invisibile ed uniforme, dall'ampia versatilità in quanto non richiedono installazione ad incasso. Questa serie di articoli 9010 è realizzata in modo da poter creare dei sistemi di luce continui a seconda delle esigenze, grazie ai modelli affiancabili tra di loro in una linea luminosa perfetta, che si irradia negli spazi portando una ventata di aria nuova.

DE Auch Licht muss atmen. PROFILE aus CRISTALY® mit modernem Design, die dank der Technologie LED 9010novantadieci perfekt für die richtige indirekte Raumbelichtung sorgen. Eine unsichtbare, gleichmäßige Lichtquelle mit hoher Vielseitigkeit, da keine Einbauinstallation erforderlich ist. Diese Serie von Artikeln 9010novantadieci ist so projektiert, dass dank der Modelle, die perfekt nebeneinander platziert werden können, um eine Lichtlinie zu erzeugen; diese Linie, die sich der Wand entlang entwickelt, versorgt jedes Ambiente mit einer frischen Brise Neuigkeiten.

FR La lumière aussi a besoin de respirer. PROFILS en CRISTALY® au design moderne qui, grâce à la technologie LED 9010novantadieci, permettent à la lumière indirecte d'éclairer à la perfection chaque pièce. Une source de lumière invisible, uniforme et polyvalente, car elle ne requiert pas d'installation à encastrer. Cette série d'articles 9010novantadieci est réalisée afin de pouvoir créer des systèmes de lumière continus suivant les exigences, grâce aux modèles qui peuvent se côtoyer dans une ligne lumineuse parfaite, qui rayonne dans les espaces et amène une bouffée d'air nouveau.



1 CRISTALY® lamp suitable for any need
 Corpo in CRISTALY® per ogni esigenza
 Lampe aus CRISTALY® für jeden Gebrauch
 Lampe en CRISTALY® pour tout besoin

2 ALUMITE® profile
 Profili in ALUMITE®
 ALUMITE®-Profile
 Profilés ALUMITE®

3 Screens in opal methacrylate
 Schermi in metacrilato opalino
 Abdeckungen aus Opal-Methacrylat
 Diffuseurs en méthacrylate opale

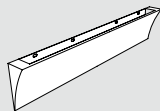
Art.	2632	Wall lighting	
2443	2634	A parete	
2630	2635	2637	Wandleuchten
2631	2636	2638	Appliques



1	Art. 2443
2	Art. 2630
3	Art. 2631
4	Art. 2632
5	Art. 2634
6	Art. 2635
7	Art. 2636
8	Art. 2637
9	Art. 2638



Art.	2632	Wall lighting
2443	2634	A parete
2630	2635	Wandleuchten
2631	2636	Appliques
	2637	
	2638	



985±5mm



40 mm

105 mm

Article code / Codice articolo / Artikelnummer / Code de l'article

Without electrical part / Senza parte elettrica / Ohne elektrischen Teil / Sans partie électrique
 2443A-00 LED= MAX 20W/m

Weight / Peso / Gewicht / Poids

2,6 Kg

Materials / Materiali / Materialien / Matériaux

CRISTALY® Paintable / Colorabile / Färbbar / Colorable
 ALUMITE®

Endcaps / Testate di chiusura / Endkappen / Tête de fermeture

With endcaps
 Con testate di chiusura
 Mit Endkappen
 Avec tête de fermeture

For compositions / Per composizioni / Für Kompositionen / Pour les compositions

No / No / Nein / Non

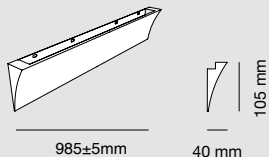
In the packaging / Nella confezione / Im Paket enthalten / Inclus dans le paquet

- CRISTALY® profile / Profilo in CRISTALY® / CRISTALY® Profil / Profilé en CRISTALY®
- ALUMITE® heat diffuser and Screen in opal methacrylate
 Dissipatore/i in ALUMITE® e schermo in metacrilato opalino goffrato
 Eingebauter ALUMITE® Wärmeableiter und Abdeckung aus Opal-Methacrylat
 Dissipateur en ALUMITE® et couverture opal en methacrylate

Accessories / Accessori / Zubehöre / Accessoires

LED Strip (P.632)





Article code / Codice articolo / Artikelnummer / Code de l'article

Without electrical part / Senza parte elettrica / Ohne elektrischen Teil / Sans partie électrique

- 2443B-00 LED= MAX 20W/m
- 2443C-00 LED= MAX 20W/m
- 2443D-00 LED= MAX 20W/m

Weight / Peso / Gewicht / Poids

2,6 Kg

Materials / Materiali / Materialien / Matériaux

CRISTALY® Paintable / Colorabile / Färbbar / Colorable
ALUMITE®

Endcaps / Testate di chiusura / Endkappen / Tête de fermeture

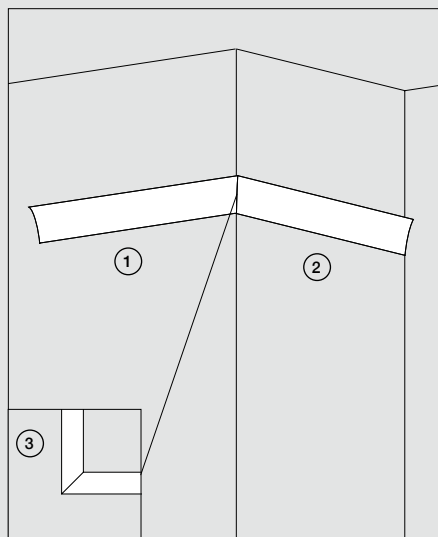
	With endcaps Con testate di chiusura Mit Endkappen Avec tête de fermeture		Without endcaps Senza testate di chiusura Ohne Endkappen Sans tête de fermeture
--	--	--	--

- 2443B-00 Without endcaps / Senza testate di chiusura / Ohne Endkappen / Sans tête de fermeture
- 2443C-00 Open to the right / Aperta a destra / Nach rechts geöffnet / Ouvert à droite
- 2443D-00 Open to the left / Aperta a sinistra / Nach Links geöffnet / Ouvert à gauche

For compositions / Per composizioni / Für Kompositionen / Pour les compositions

Yes (See TGC Accessory) / Sì (Vedere accessorio TGC) / Ja (siehe TGC-Zubehör) / Oui (voir accessoire TGC)

Example of installation / Esempio di installazione / Installationsbeispiel / Exemple d'installation



- | | | |
|---|-------|---|
| 1 | 2443C | Open to the right
Aperta a destra
Nach rechts geöffnet
Ouvert à droite |
| 2 | 2443D | Open to the left
Aperta a sinistra
Nach Links geöffnet
Ouvert à gauche |
| 3 | | 45° cut with TGC accessory
Taglio a 45° con accessorio TGC
45° Schnitt mit TGC Zubehör
Coupe à 45° avec TGC accessoire |

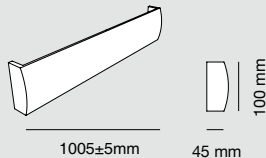
In the packaging / Nella confezione / Im Paket enthalten / Inclus dans le paquet

- CRISTALY® profile / Profilo in CRISTALY® / CRISTALY® Profil / Profilé en CRISTALY®
- ALUMITE® heat diffuser and Screen in opal methacrylate
Dissipatore/i in ALUMITE® e schermo in metacrilato opalino gofrato
Eingebauter ALUMITE® Wärmeableiter und Abdeckung aus Opal-Methacrylat
Dissipateur en ALUMITE® et couverture opal en methacrylate

Accessories / Accessori / Zubehöre / Accessoires

- LED Strip (P.632)
- TGC Custom Cut / Taglio a misura / Zuschnitt / Coupe personnalisée



**Article code / Codice articolo / Artikelnummer / Code de l'article**

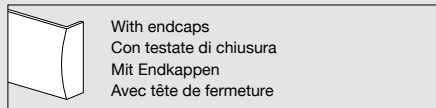
Without electrical part / Senza parte elettrica / Ohne elektrischen Teil / Sans partie électrique
 2630A-00 LED= MAX 2x20W/m

Weight / Peso / Gewicht / Poids

4 Kg

Materials / Materiali / Materialien / Matériaux

CRISTALY® Paintable / Colorabile / Färbbar / Colorable
 ALUMITE®

Endcaps / Testate di chiusura / Endkappen / Tête de fermeture**For compositions / Per composizioni / Für Kompositionen / Pour les compositions**


No / No / Nein / Non

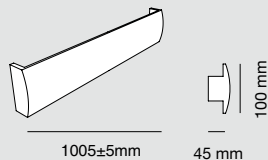
In the packaging / Nella confezione / Im Paket enthalten / Inclus dans le paquet

- CRISTALY® profile / Profilo in CRISTALY® / CRISTALY® Profil / Profilé en CRISTALY®
- ALUMITE® heat diffuser and Screen in opal methacrylate
 Dissipatore/i in ALUMITE® e schermo in metacrilato opalino goffrato
 Eingebauter ALUMITE® Wärmeableiter und Abdeckung aus Opal-Methacrylat
 Dissipateur en ALUMITE® et couverture opal en methacrylate

Accessories / Accessori / Zubehöre / Accessoires

LED Strip	(P.632)
026.267	DRIVER ON/OFF SLIM max60W 24Vdc Power supply that can be housed inside the lamp Alimentatore riponibile all'interno dell'applicque Netzgerät in der Wandleuchte unterbringbar Le bloc d'alimentation peut être rangé à l'intérieur de l'applicque
026.268	DRIVER ON/OFF SLIM max100W 24Vdc Power supply that can be housed inside the lamp Alimentatore riponibile all'interno dell'applicque Netzgerät in der Wandleuchte unterbringbar Le bloc d'alimentation peut être rangé à l'intérieur de l'applicque
026.269	DRIVER ON/OFF SLIM max150W 24Vdc Power supply that can be housed inside the lamp Alimentatore riponibile all'interno dell'applicque Netzgerät in der Wandleuchte unterbringbar Le bloc d'alimentation peut être rangé à l'intérieur de l'applicque





Article code / Codice articolo / Artikelnummer / Code de l'article

Without electrical part / Senza parte elettrica / Ohne elektrischen Teil / Sans partie électrique

- 2630B-00 LED= MAX 2x20W/m
- 2630C-00 LED= MAX 2x20W/m
- 2630D-00 LED= MAX 2x20W/m

Weight / Peso / Gewicht / Poids

4 Kg

Materials / Materiali / Materialien / Matériaux

CRISTALY® Paintable / Colorabile / Färbbar / Colorable
ALUMITE®

Endcaps / Testate di chiusura / Endkappen / Tête de fermeture

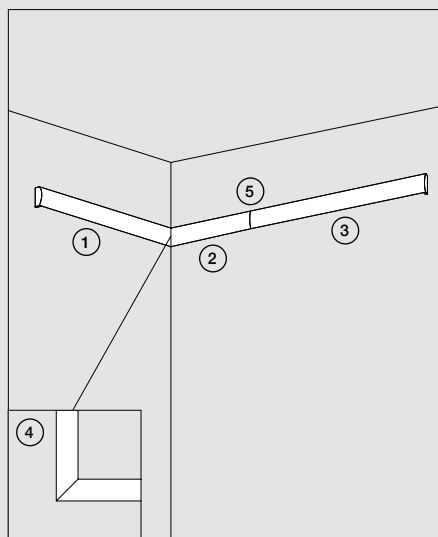


- 2630B-00 Without endcaps / Senza testate di chiusura / Ohne Endkappen / Sans tête de fermeture
- 2630C-00 Open to the right / Aperta a destra / Nach rechts geöffnet / Ouvert à droite
- 2630D-00 Open to the left / Aperta a sinistra / Nach Links geöffnet / Ouvert à gauche

For compositions / Per composizioni / Für Kompositionen / Pour les compositions

Yes (See TGC Accessory) / Sì (Vedere accessorio TGC) / Ja (siehe TGC-Zubehör) / Oui (voir accessoire TGC)

Example of installation / Esempio di installazione / Installationsbeispiel / Exemple d'installation



- 1 2630C Open to the right
Aperta a destra
Nach rechts geöffnet
Ouvert à droite
- 2 2630B Without endcaps
Senza testate di chiusura
Ohne Endkappen
Sans tête de fermeture
- 3 2630D Open to the left
Aperta a sinistra
Nach Links geöffnet
Ouvert à gauche
- 4 45° cut with TGC accessory
Taglio a 45° con accessorio TGC
45° Schnitt mit TGC Zubehör
Coupe à 45° avec TGC accessoire
- 5 Plaster
Stuccatura
Verputzen
Enduire

In the packaging / Nella confezione / Im Paket enthalten / Inclus dans le paquet

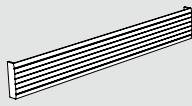
- CRISTALY® profile / Profilo in CRISTALY® / CRISTALY® Profil / Profilé en CRISTALY®
- ALUMITE® heat diffuser and Screen in opal methacrylate
Dissipatore/i in ALUMITE® e schermo in metacrilato opalino goffrato
Eingebauter ALUMITE® Wärmeableiter und Abdeckung aus Opal-Methacrylat
Dissipateur en ALUMITE® et couverture opal en methacrylate

Accessories / Accessori / Zubehöre / Accessoires

- LED Strip (P632)
- 026.267 DRIVER ON/OFF SLIM max60W 24Vdc
Power supply that can be housed inside the lamp
Alimentatore riponibile all'interno dell'applicque
Netzgerät in der Wandleuchte unterbringbar
Le bloc d'alimentation peut être rangé à l'intérieur de l'applicque
- 026.268 DRIVER ON/OFF SLIM max100W 24Vdc
Power supply that can be housed inside the lamp
Alimentatore riponibile all'interno dell'applicque
Netzgerät in der Wandleuchte unterbringbar
Le bloc d'alimentation peut être rangé à l'intérieur de l'applicque
- 026.269 DRIVER ON/OFF SLIM max150W 24Vdc
Power supply that can be housed inside the lamp
Alimentatore riponibile all'interno dell'applicque
Netzgerät in der Wandleuchte unterbringbar
Le bloc d'alimentation peut être rangé à l'intérieur de l'applicque
- TGC Custom Cut / Taglio a misura / Zuschnitt / Coupe personnalisée



Art.	2632	Wall lighting
2443	2634	A parete
2630	2635	Wandleuchten
2631	2636	2637 Appliques
		2638



1000 mm

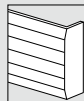


38 mm

140 mm

Article code / Codice articolo / Artikelnummer / Code de l'articleWithout electrical part / Senza parte elettrica / Ohne elektrischen Teil / Sans partie électrique
2631A-00 LED= MAX 2x20W/m**Weight / Peso / Gewicht / Poids**

4 Kg

Materials / Materiali / Materialien / MatériauxCRISTALY® Paintable / Colorabile / Färbbar / Colorable
ALUMITE®**Endcaps / Testate di chiusura / Endkappen / Tête de fermeture**With endcaps
Con testate di chiusura
Mit Endkappen
Avec tête de fermeture**For compositions / Per composizioni / Für Kompositionen / Pour les compositions**

No / No / Nein / Non

In the packaging / Nella confezione / Im Paket enthalten / Inclus dans le paquet

- CRISTALY® profile / Profilo in CRISTALY® / CRISTALY® Profil / Profilé en CRISTALY®
- ALUMITE® heat diffuser and Screen in opal methacrylate
Dissipatore/i in ALUMITE® e schermo in metacrilato opalino gofrato
Eingebauter ALUMITE® Wärmeableiter und Abdeckung aus Opal-Methacrylat
Dissipateur en ALUMITE® et couverture opal en methacrylate

Accessories / Accessori / Zubehöre / Accessoires

LED Strip (P.632)

026.267 DRIVER ON/OFF SLIM max60W 24Vdc

Power supply that can be housed inside the lamp
Alimentatore riponibile all'interno dell'applicque
Netzgerät in der Wandleuchte unterbringbar

Le bloc d'alimentation peut être rangé à l'intérieur de l'applicque

026.268 DRIVER ON/OFF SLIM max100W 24Vdc

Power supply that can be housed inside the lamp
Alimentatore riponibile all'interno dell'applicque
Netzgerät in der Wandleuchte unterbringbar

Le bloc d'alimentation peut être rangé à l'intérieur de l'applicque

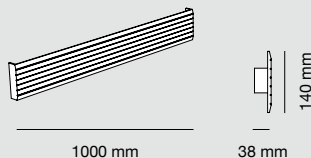
026.269 DRIVER ON/OFF SLIM max150W 24Vdc

Power supply that can be housed inside the lamp
Alimentatore riponibile all'interno dell'applicque
Netzgerät in der Wandleuchte unterbringbar

Le bloc d'alimentation peut être rangé à l'intérieur de l'applicque



(DRIVER SLIM)



Article code / Codice articolo / Artikelnummer / Code de l'article

Without electrical part / Senza parte elettrica / Ohne elektrischen Teil / Sans partie électrique

- 2631B-00 LED= MAX 2x20W/m
- 2631C-00 LED= MAX 2x20W/m
- 2631D-00 LED= MAX 2x20W/m

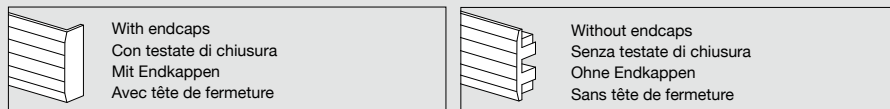
Weight / Peso / Gewicht / Poids

4 Kg

Materials / Materiali / Materialien / Matériaux

CRISTALY® Paintable / Colorabile / Färbbar / Colorable
ALUMITE®

Endcaps / Testate di chiusura / Endkappen / Tête de fermeture

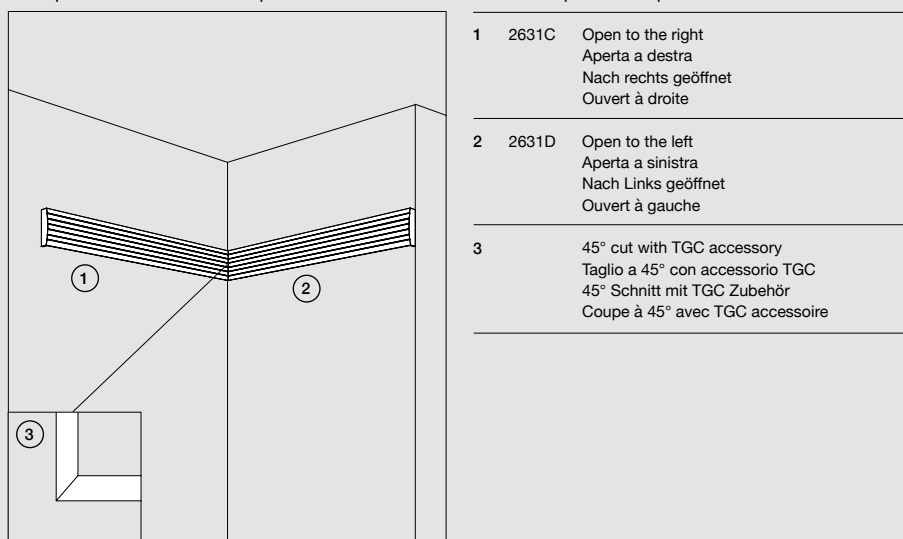


- 2631B-00 Without endcaps / Senza testate di chiusura / Ohne Endkappen / Sans tête de fermeture
- 2631C-00 Open to the right / Aperta a destra / Nach rechts geöffnet / Ouvert à droite
- 2631D-00 Open to the left / Aperta a sinistra / Nach Links geöffnet / Ouvert à gauche

For compositions / Per composizioni / Für Kompositionen / Pour les compositions

Yes (See TGC Accessory) / Sì (Vedere accessorio TGC) / Ja (siehe TGC-Zubehör) / Oui (voir accessoire TGC)

Example of installation / Esempio di installazione / Installationsbeispiel / Exemple d'installation



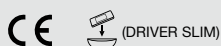
- 1 2631C Open to the right
Aperta a destra
Nach rechts geöffnet
Ouvert à droite
- 2 2631D Open to the left
Aperta a sinistra
Nach Links geöffnet
Ouvert à gauche
- 3 45° cut with TGC accessory
Taglio a 45° con accessorio TGC
45° Schnitt mit TGC Zubehör
Coupe à 45° avec TGC accessoire

In the packaging / Nella confezione / Im Paket enthalten / Inclus dans le paquet

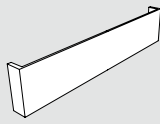
- CRISTALY® profile / Profilo in CRISTALY® / CRISTALY® Profil / Profilé en CRISTALY®
- ALUMITE® heat diffuser and Screen in opal methacrylate
Dissipatore/i in ALUMITE® e schermo in metacrilato opalino goffrato
Eingebauter ALUMITE® Wärmeableiter und Abdeckung aus Opal-Methacrylat
Dissipateur en ALUMITE® et couverture opal en methacrylate

Accessories / Accessori / Zubehöre / Accessoires

- LED Strip (P632)
- 026.267 DRIVER ON/OFF SLIM max60W 24Vdc
Power supply that can be housed inside the lamp
Alimentatore riponibile all'interno dell'applicque
Netzgerät in der Wandleuchte unterbringbar
Le bloc d'alimentation peut être rangé à l'intérieur de l'applicque
- 026.268 DRIVER ON/OFF SLIM max100W 24Vdc
Power supply that can be housed inside the lamp
Alimentatore riponibile all'interno dell'applicque
Netzgerät in der Wandleuchte unterbringbar
Le bloc d'alimentation peut être rangé à l'intérieur de l'applicque
- 026.269 DRIVER ON/OFF SLIM max150W 24Vdc
Power supply that can be housed inside the lamp
Alimentatore riponibile all'interno dell'applicque
Netzgerät in der Wandleuchte unterbringbar
Le bloc d'alimentation peut être rangé à l'intérieur de l'applicque
- TGC Custom Cut / Taglio a misura / Zuschnitt / Coupe personnalisée



Art.	2632	Wall lighting
2443	2634	A parete
2630	2635	Wandleuchten
2631	2636	2637 Appliques
	2638	



1005±5mm



35 mm

75 mm

Article code / Codice articolo / Artikelnummer / Code de l'article

Without electrical part / Senza parte elettrica / Ohne elektrischen Teil / Sans partie électrique

2632A-00 LED= MAX 20W/m

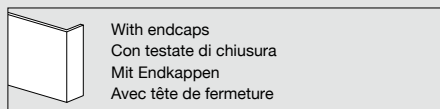
Weight / Peso / Gewicht / Poids

3,5 Kg

Materials / Materiali / Materialien / Matériaux

CRISTALY® Paintable / Colorabile / Färbbar / Colorable

ALUMITE®

Endcaps / Testate di chiusura / Endkappen / Tête de fermeture

With endcaps
 Con testate di chiusura
 Mit Endkappen
 Avec tête de fermeture

For compositions / Per composizioni / Für Kompositionen / Pour les compositions

No / No / Nein / Non

In the packaging / Nella confezione / Im Paket enthalten / Inclus dans le paquet

- CRISTALY® profile / Profilo in CRISTALY® / CRISTALY® Profil / Profilé en CRISTALY®
- ALUMITE® heat diffuser and Screen in opal methacrylate
 Dissipatore/i in ALUMITE® e schermo in metacrilato opalino goffrato
 Eingebauter ALUMITE® Wärmeableiter und Abdeckung aus Opal-Methacrylat
 Dissipateur en ALUMITE® et couverture opal en methacrylate

Accessories / Accessori / Zubehöre / Accessoires

LED Strip (P.632)

026.267 DRIVER ON/OFF SLIM max60W 24Vdc

Power supply that can be housed inside the lamp

Alimentatore riponibile all'interno dell'applicque

Netzgerät in der Wandleuchte unterbringbar

Le bloc d'alimentation peut être rangé à l'intérieur de l'applicque

026.268 DRIVER ON/OFF SLIM max100W 24Vdc

Power supply that can be housed inside the lamp

Alimentatore riponibile all'interno dell'applicque

Netzgerät in der Wandleuchte unterbringbar

Le bloc d'alimentation peut être rangé à l'intérieur de l'applicque


026.269 DRIVER ON/OFF SLIM max150W 24Vdc

Power supply that can be housed inside the lamp

Alimentatore riponibile all'interno dell'applicque

Netzgerät in der Wandleuchte unterbringbar

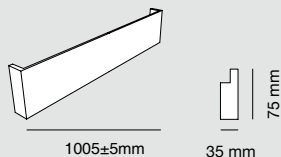
Le bloc d'alimentation peut être rangé à l'intérieur de l'applicque



CE



(DRIVER SLIM)



Article code / Codice articolo / Artikelnummer / Code de l'article

Without electrical part / Senza parte elettrica / Ohne elektrischen Teil / Sans partie électrique

- 2632B-00 LED= MAX 20W/m
- 2632C-00 LED= MAX 20W/m
- 2632D-00 LED= MAX 20W/m

Weight / Peso / Gewicht / Poids

3,5 Kg

Materials / Materiali / Materialien / Matériaux

CRISTALY® Paintable / Colorabile / Färbbar / Colorable
ALUMITE®

Endcaps / Testate di chiusura / Endkappen / Tête de fermeture



- 2632B-00 Without endcaps / Senza testate di chiusura / Ohne Endkappen / Sans tête de fermeture
- 2632C-00 Open to the right / Aperta a destra / Nach rechts geöffnet / Ouvert à droite
- 2632D-00 Open to the left / Aperta a sinistra / Nach Links geöffnet / Ouvert à gauche

For compositions / Per composizioni / Für Kompositionen / Pour les compositions

Yes (See TGC Accessory) / Sì (Vedere accessorio TGC) / Ja (siehe TGC-Zubehör) / Oui (voir accessoire TGC)

Example of installation / Esempio di installazione / Installationsbeispiel / Exemple d'installation

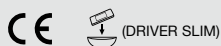
1	2632C	Open to the right Aperta a destra Nach rechts geöffnet Ouvert à droite
2	2632B	Without endcaps Senza testate di chiusura Ohne Endkappen Sans tête de fermeture
3	2632D	Open to the left Aperta a sinistra Nach Links geöffnet Ouvert à gauche
4		45° cut with TGC accessory Taglio a 45° con accessorio TGC 45° Schnitt mit TGC Zubehör Coupe à 45° avec TGC accessoire

In the packaging / Nella confezione / Im Paket enthalten / Inclus dans le paquet

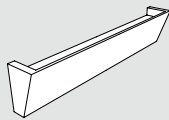
- CRISTALY® profile / Profilo in CRISTALY® / CRISTALY® Profil / Profilé en CRISTALY®
- ALUMITE® heat diffuser and Screen in opal methacrylate
Dissipatore/i in ALUMITE® e schermo in metacrilato opalino goffrato
Eingebauter ALUMITE® Wärmeableiter und Abdeckung aus Opal-Methacrylat
Dissipateur en ALUMITE® et couverture opal en methacrylate

Accessories / Accessori / Zubehöre / Accessoires

- LED Strip (P632)
- 026.267 DRIVER ON/OFF SLIM max60W 24Vdc
Power supply that can be housed inside the lamp
Alimentatore riponibile all'interno dell'applicque
Netzgerät in der Wandleuchte unterbringbar
Le bloc d'alimentation peut être rangé à l'intérieur de l'applicque
- 026.268 DRIVER ON/OFF SLIM max100W 24Vdc
Power supply that can be housed inside the lamp
Alimentatore riponibile all'interno dell'applicque
Netzgerät in der Wandleuchte unterbringbar
Le bloc d'alimentation peut être rangé à l'intérieur de l'applicque
- 026.269 DRIVER ON/OFF SLIM max150W 24Vdc
Power supply that can be housed inside the lamp
Alimentatore riponibile all'interno dell'applicque
Netzgerät in der Wandleuchte unterbringbar
Le bloc d'alimentation peut être rangé à l'intérieur de l'applicque
- TGC Custom Cut / Taglio a misura / Zuschnitt / Coupe personnalisée



Art.	2632	Wall lighting
2443	2634	A parete
2630	2635	Wandleuchten
2631	2636	2637 Appliques
	2638	



1005±5mm



70 mm

105 mm

Article code / Codice articolo / Artikelnummer / Code de l'article

Without electrical part / Senza parte elettrica / Ohne elektrischen Teil / Sans partie électrique

2634A-00 LED= MAX 2x20W/m

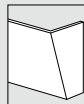
Weight / Peso / Gewicht / Poids

3,5 Kg

Materials / Materiali / Materialien / Matériaux

CRISTALY® Paintable / Colorabile / Färbbar / Colorable

ALUMITE®

Endcaps / Testate di chiusura / Endkappen / Tête de fermeture

With endcaps
 Con testate di chiusura
 Mit Endkappen
 Avec tête de fermeture

For compositions / Per composizioni / Für Kompositionen / Pour les compositions

No / No / Nein / Non

In the packaging / Nella confezione / Im Paket enthalten / Inclus dans le paquet

- CRISTALY® profile / Profilo in CRISTALY® / CRISTALY® Profil / Profilé en CRISTALY®
- ALUMITE® heat diffuser and Screen in opal methacrylate
 Dissipatore/i in ALUMITE® e schermo in metacrilato opalino goffrato
 Eingebauter ALUMITE® Wärmeableiter und Abdeckung aus Opal-Methacrylat
 Dissipateur en ALUMITE® et couverture opal en methacrylate

Accessories / Accessori / Zubehöre / Accessoires

LED Strip (P632)

026.267 DRIVER ON/OFF SLIM max60W 24Vdc

Power supply that can be housed inside the lamp

Alimentatore riponibile all'interno dell'applicque

Netzgerät in der Wandleuchte unterbringbar

Le bloc d'alimentation peut être rangé à l'intérieur de l'applicque

026.268 DRIVER ON/OFF SLIM max100W 24Vdc

Power supply that can be housed inside the lamp

Alimentatore riponibile all'interno dell'applicque

Netzgerät in der Wandleuchte unterbringbar

Le bloc d'alimentation peut être rangé à l'intérieur de l'applicque

026.269 DRIVER ON/OFF SLIM max150W 24Vdc

Power supply that can be housed inside the lamp

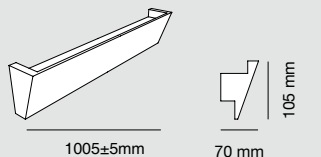
Alimentatore riponibile all'interno dell'applicque

Netzgerät in der Wandleuchte unterbringbar

Le bloc d'alimentation peut être rangé à l'intérieur de l'applicque



(DRIVER SLIM)



Article code / Codice articolo / Artikelnummer / Code de l'article

Without electrical part / Senza parte elettrica / Ohne elektrischen Teil / Sans partie électrique

- 2634B-00 LED= MAX 2x20W/m
- 2634C-00 LED= MAX 2x20W/m
- 2634D-00 LED= MAX 2x20W/m

Weight / Peso / Gewicht / Poids

3,5 Kg

Materials / Materiali / Materialien / Matériaux

CRISTALY® Paintable / Colorabile / Färbbar / Colorable
ALUMITE®

Endcaps / Testate di chiusura / Endkappen / Tête de fermeture

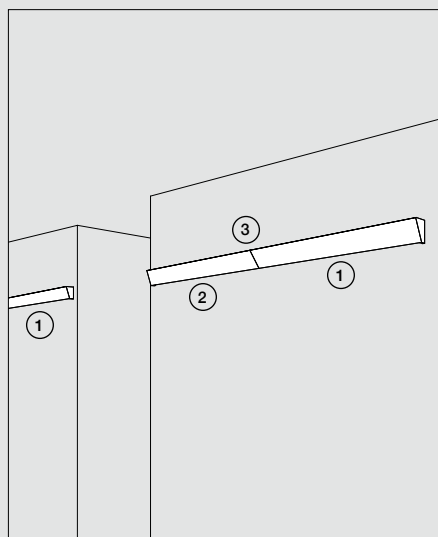
	With endcaps Con testate di chiusura Mit Endkappen Avec tête de fermeture		Without endcaps Senza testate di chiusura Ohne Endkappen Sans tête de fermeture
--	--	--	--

- 2634B-00 Without endcaps / Senza testate di chiusura / Ohne Endkappen / Sans tête de fermeture
- 2634C-00 Open to the right / Aperta a destra / Nach rechts geöffnet / Ouvert à droite
- 2634D-00 Open to the left / Aperta a sinistra / Nach Links geöffnet / Ouvert à gauche

For compositions / Per composizioni / Für Kompositionen / Pour les compositions

Yes (See TGC Accessory) / Sì (Vedere accessorio TGC) / Ja (siehe TGC-Zubehör) / Oui (voir accessoire TGC)

Example of installation / Esempio di installazione / Installationsbeispiel / Exemple d'installation



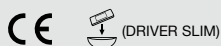
1	2634D	Open to the left Aperta a sinistra Nach Links geöffnet Ouvert à gauche
2	2634C	Open to the right Aperta a destra Nach rechts geöffnet Ouvert à droite
3		Plaster Stuccatura Verputzen Enduire

In the packaging / Nella confezione / Im Paket enthalten / Inclus dans le paquet

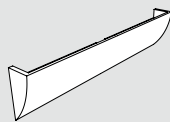
- CRISTALY® profile / Profilo in CRISTALY® / CRISTALY® Profil / Profilé en CRISTALY®
- ALUMITE® heat diffuser and Screen in opal methacrylate
Dissipatore/i in ALUMITE® e schermo in metacrilato opalino goffrato
Eingebauter ALUMITE® Wärmeableiter und Abdeckung aus Opal-Methacrylat
Dissipateur en ALUMITE® et couverture opal en methacrylate

Accessories / Accessori / Zubehöre / Accessoires

- LED Strip (P632)
- 026.267 DRIVER ON/OFF SLIM max60W 24Vdc
Power supply that can be housed inside the lamp
Alimentatore riponibile all'interno dell'applicque
Netzgerät in der Wandleuchte unterbringbar
Le bloc d'alimentation peut être rangé à l'intérieur de l'applicque
- 026.268 DRIVER ON/OFF SLIM max100W 24Vdc
Power supply that can be housed inside the lamp
Alimentatore riponibile all'interno dell'applicque
Netzgerät in der Wandleuchte unterbringbar
Le bloc d'alimentation peut être rangé à l'intérieur de l'applicque
- 026.269 DRIVER ON/OFF SLIM max150W 24Vdc
Power supply that can be housed inside the lamp
Alimentatore riponibile all'interno dell'applicque
Netzgerät in der Wandleuchte unterbringbar
Le bloc d'alimentation peut être rangé à l'intérieur de l'applicque
- TGC Custom Cut / Taglio a misura / Zuschnitt / Coupe personnalisée



Art.	2632	Wall lighting
2443	2634	A parete
2630	2635	Wandleuchten
2631	2636	2637 Appliques
		2638



1005±5mm



50 mm

110 mm

Article code / Codice articolo / Artikelnummer / Code de l'article

Without electrical part / Senza parte elettrica / Ohne elektrischen Teil / Sans partie électrique

2635A-00 LED= MAX 20W/m

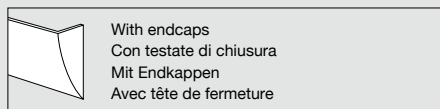
Weight / Peso / Gewicht / Poids

3,9 Kg

Materials / Materiali / Materialien / Matériaux

CRISTALY® Paintable / Colorabile / Färbbar / Colorable

ALUMITE®

Endcaps / Testate di chiusura / Endkappen / Tête de fermeture**For compositions / Per composizioni / Für Kompositionen / Pour les compositions**

No / No / Nein / Non

In the packaging / Nella confezione / Im Paket enthalten / Inclus dans le paquet

- CRISTALY® profile / Profilo in CRISTALY® / CRISTALY® Profil / Profilé en CRISTALY®
- ALUMITE® heat diffuser and Screen in opal methacrylate
Dissipatore/i in ALUMITE® e schermo in metacrilato opalino gofrato
Eingebauter ALUMITE® Wärmeableiter und Abdeckung aus Opal-Methacrylat
Dissipateur en ALUMITE® et couverture opal en methacrylate

Accessories / Accessori / Zubehöre / Accessoires

LED Strip (P632)

026.267 DRIVER ON/OFF SLIM max60W 24Vdc

Power supply that can be housed inside the lamp

Alimentatore riponibile all'interno dell'applicazione

Netzgerät in der Wandleuchte unterbringbar

Le bloc d'alimentation peut être rangé à l'intérieur de l'applicazione

026.268 DRIVER ON/OFF SLIM max100W 24Vdc

Power supply that can be housed inside the lamp

Alimentatore riponibile all'interno dell'applicazione

Netzgerät in der Wandleuchte unterbringbar

Le bloc d'alimentation peut être rangé à l'intérieur de l'applicazione


026.269 DRIVER ON/OFF SLIM max150W 24Vdc

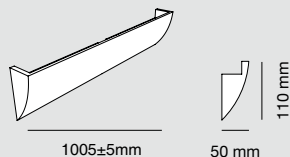
Power supply that can be housed inside the lamp

Alimentatore riponibile all'interno dell'applicazione

Netzgerät in der Wandleuchte unterbringbar

Le bloc d'alimentation peut être rangé à l'intérieur de l'applicazione





Article code / Codice articolo / Artikelnummer / Code de l'article

Without electrical part / Senza parte elettrica / Ohne elektrischen Teil / Sans partie électrique

2635B-00 LED= MAX 2x20W/m

2635C-00 LED= MAX 2x20W/m

2635D-00 LED= MAX 2x20W/m

Weight / Peso / Gewicht / Poids

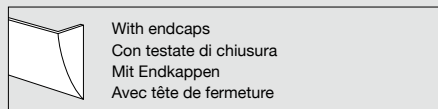
3,9 Kg

Materials / Materiali / Materialien / Matériaux

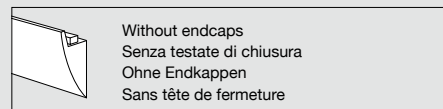
CRISTALY® Paintable / Colorabile / Färbbar / Colorable

ALUMITE®

Endcaps / Testate di chiusura / Endkappen / Tête de fermeture



With endcaps
Con testate di chiusura
Mit Endkappen
Avec tête de fermeture



Without endcaps
Senza testate di chiusura
Ohne Endkappen
Sans tête de fermeture

2635B-00 Without endcaps / Senza testate di chiusura / Ohne Endkappen / Sans tête de fermeture

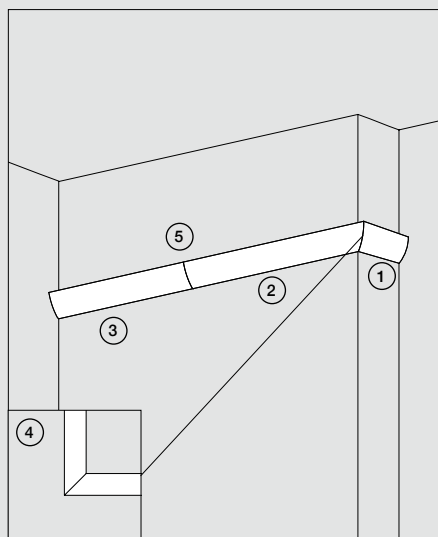
2635C-00 Open to the right / Aperta a destra / Nach rechts geöffnet / Ouvert à droite

2635D-00 Open to the left / Aperta a sinistra / Nach Links geöffnet / Ouvert à gauche

For compositions / Per composizioni / Für Kompositionen / Pour les compositions

Yes (See TGC Accessory) / Sì (Vedere accessorio TGC) / Ja (siehe TGC-Zubehör) / Oui (voir accessoire TGC)

Example of installation / Esempio di installazione / Installationsbeispiel / Exemple d'installation



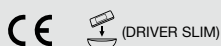
- 1 2635C Open to the right
Aperta a destra
Nach rechts geöffnet
Ouvert à droite
- 2 2635B Without endcaps
Senza testate di chiusura
Ohne Endkappen
Sans tête de fermeture
- 3 2635D Open to the left
Aperta a sinistra
Nach Links geöffnet
Ouvert à gauche
- 4 45° cut with TGC accessory
Taglio a 45° con accessorio TGC
45° Schnitt mit TGC Zubehör
Coupe à 45° avec TGC accessoire
- 5 Plaster
Stuccatura
Verputzen
Enduire

In the packaging / Nella confezione / Im Paket enthalten / Inclus dans le paquet

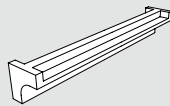
- CRISTALY® profile / Profilo in CRISTALY® / CRISTALY® Profil / Profilé en CRISTALY®
- ALUMITE® heat diffuser and Screen in opal methacrylate
Dissipatore/i in ALUMITE® e schermo in metacrilato opalino goffrato
Eingebauter ALUMITE® Wärmeableiter und Abdeckung aus Opal-Methacrylat
Dissipateur en ALUMITE® et couverture opal en methacrylate

Accessories / Accessori / Zubehöre / Accessoires

- LED Strip (P632)
- 026.267 DRIVER ON/OFF SLIM max60W 24Vdc
Power supply that can be housed inside the lamp
Alimentatore riponibile all'interno dell'applicque
Netzgerät in der Wandleuchte unterbringbar
Le bloc d'alimentation peut être rangé à l'intérieur de l'applicque
- 026.268 DRIVER ON/OFF SLIM max100W 24Vdc
Power supply that can be housed inside the lamp
Alimentatore riponibile all'interno dell'applicque
Netzgerät in der Wandleuchte unterbringbar
Le bloc d'alimentation peut être rangé à l'intérieur de l'applicque
- 026.269 DRIVER ON/OFF SLIM max150W 24Vdc
Power supply that can be housed inside the lamp
Alimentatore riponibile all'interno dell'applicque
Netzgerät in der Wandleuchte unterbringbar
Le bloc d'alimentation peut être rangé à l'intérieur de l'applicque
- TGC Custom Cut / Taglio a misura / Zuschnitt / Coupe personnalisée



Art.	2632	Wall lighting
2443	2634	A parete
2630	2635	Wandleuchten
2631	2636	Appliques



1005±5mm



75 mm

Article code / Codice articolo / Artikelnummer / Code de l'article

Without electrical part / Senza parte elettrica / Ohne elektrischen Teil / Sans partie électrique
 2636A-00 LED= MAX 2x20W/m

Weight / Peso / Gewicht / Poids

3,8 Kg

Materials / Materiali / Materialien / Matériaux

CRISTALY® Paintable / Colorabile / Färbbar / Colorable
 ALUMITE®

Endcaps / Testate di chiusura / Endkappen / Tête de fermeture

With endcaps
 Con testate di chiusura
 Mit Endkappen
 Avec tête de fermeture

For compositions / Per composizioni / Für Kompositionen / Pour les compositions

No / No / Nein / Non

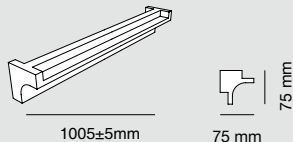
In the packaging / Nella confezione / Im Paket enthalten / Inclus dans le paquet

- CRISTALY® profile / Profilo in CRISTALY® / CRISTALY® Profil / Profilé en CRISTALY®
- ALUMITE® heat diffuser and Screen in opal methacrylate
 Dissipatore/i in ALUMITE® e schermo in metacrilato opalino goffrato
 Eingebauter ALUMITE® Wärmeableiter und Abdeckung aus Opal-Methacrylat
 Dissipateur en ALUMITE® et couverture opal en methacrylate

Accessories / Accessori / Zubehöre / Accessoires

LED Strip (P.632)





Article code / Codice articolo / Artikelnummer / Code de l'article

Without electrical part / Senza parte elettrica / Ohne elektrischen Teil / Sans partie électrique

- 2636B-00 LED= MAX 2x20W/m
- 2636C-00 LED= MAX 2x20W/m
- 2636D-00 LED= MAX 2x20W/m

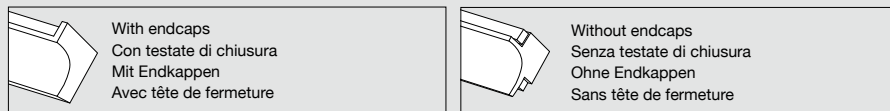
Weight / Peso / Gewicht / Poids

3,8 Kg

Materials / Materiali / Materialien / Matériaux

CRISTALY® Paintable / Colorabile / Färbbar / Colorable
ALUMITE®

Endcaps / Testate di chiusura / Endkappen / Tête de fermeture

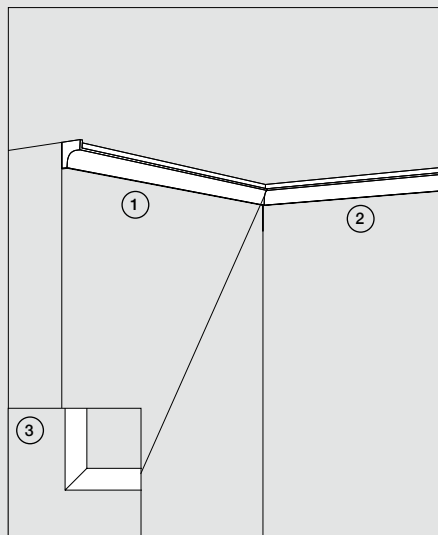


- 2636B-00 Without endcaps / Senza testate di chiusura / Ohne Endkappen / Sans tête de fermeture
- 2636C-00 Open to the right / Aperta a destra / Nach rechts geöffnet / Ouvert à droite
- 2636D-00 Open to the left / Aperta a sinistra / Nach Links geöffnet / Ouvert à gauche

For compositions / Per composizioni / Für Kompositionen / Pour les compositions

Yes (See TGC Accessory) / Sì (Vedere accessorio TGC) / Ja (siehe TGC-Zubehör) / Oui (voir accessoire TGC)

Example of installation / Esempio di installazione / Installationsbeispiel / Exemple d'installation



- 1 2636C Open to the right
Aperta a destra
Nach rechts geöffnet
Ouvert à droite
- 2 2636B Without endcaps
Senza testate di chiusura
Ohne Endkappen
Sans tête de fermeture
- 3 45° cut with TGC accessory
Taglio a 45° con accessorio TGC
45° Schnitt mit TGC Zubehör
Coupe à 45° avec TGC accessoire

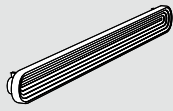
In the packaging / Nella confezione / Im Paket enthalten / Inclus dans le paquet

- CRISTALY® profile / Profilo in CRISTALY® / CRISTALY® Profil / Profilé en CRISTALY®
- ALUMITE® heat diffuser and Screen in opal methacrylate
Dissipatore/i in ALUMITE® e schermo in metacrilato opalino goffrato
Eingebauter ALUMITE® Wärmeableiter und Abdeckung aus Opal-Methacrylat
Dissipateur en ALUMITE® et couverture opal en methacrylate

Accessories / Accessori / Zubehöre / Accessoires

- LED Strip (P632)
- TGC Custom Cut / Taglio a misura / Zuschnitt / Coupe personnalisée





1005±5mm



52 mm

100 mm

Article code / Codice articolo / Artikelnummer / Code de l'article

Without electrical part / Senza parte elettrica / Ohne elektrischen Teil / Sans partie électrique
 2637A-00 LED= MAX 2x20W/m

Weight / Peso / Gewicht / Poids

5 Kg

Materials / Materiali / Materialien / Matériaux

CRISTALY® Paintable / Colorabile / Färbbar / Colorable
 ALUMITE®

Endcaps / Testate di chiusura / Endkappen / Tête de fermeture

With endcaps
 Con testate di chiusura
 Mit Endkappen
 Avec tête de fermeture

For compositions / Per composizioni / Für Kompositionen / Pour les compositions

No / No / Nein / Non

In the packaging / Nella confezione / Im Paket enthalten / Inclus dans le paquet

- CRISTALY® profile / Profilo in CRISTALY® / CRISTALY® Profil / Profilé en CRISTALY®
- ALUMITE® heat diffuser and Screen in opal methacrylate
 Dissipatore/i in ALUMITE® e schermo in metacrilato opalino goffrato
 Eingebauter ALUMITE® Wärmeableiter und Abdeckung aus Opal-Methacrylat
 Dissipateur en ALUMITE® et couverture opal en methacrylate

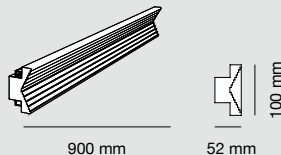
Accessories / Accessori / Zubehöre / Accessoires

LED Strip (P.632)

- 026.267 DRIVER ON/OFF SLIM max60W 24Vdc
 Power supply that can be housed inside the lamp
 Alimentatore riponibile all'interno dell'applicque
 Netzgerät in der Wandleuchte unterbringbar
 Le bloc d'alimentation peut être rangé à l'intérieur de l'applicque
- 026.268 DRIVER ON/OFF SLIM max100W 24Vdc
 Power supply that can be housed inside the lamp
 Alimentatore riponibile all'interno dell'applicque
 Netzgerät in der Wandleuchte unterbringbar
 Le bloc d'alimentation peut être rangé à l'intérieur de l'applicque
- 026.269 DRIVER ON/OFF SLIM max150W 24Vdc
 Power supply that can be housed inside the lamp
 Alimentatore riponibile all'interno dell'applicque
 Netzgerät in der Wandleuchte unterbringbar
 Le bloc d'alimentation peut être rangé à l'intérieur de l'applicque



(DRIVER SLIM)



Article code / Codice articolo / Artikelnummer / Code de l'article

Without electrical part / Senza parte elettrica / Ohne elektrischen Teil / Sans partie électrique

- 2637B-00 LED= MAX 2x20W/m
- 2637C-00 LED= MAX 2x20W/m
- 2637D-00 LED= MAX 2x20W/m

Weight / Peso / Gewicht / Poids

5 Kg

Materials / Materiali / Materialien / Matériaux

CRISTALY® Paintable / Colorabile / Färbbar / Colorable
ALUMITE®

Endcaps / Testate di chiusura / Endkappen / Tête de fermeture

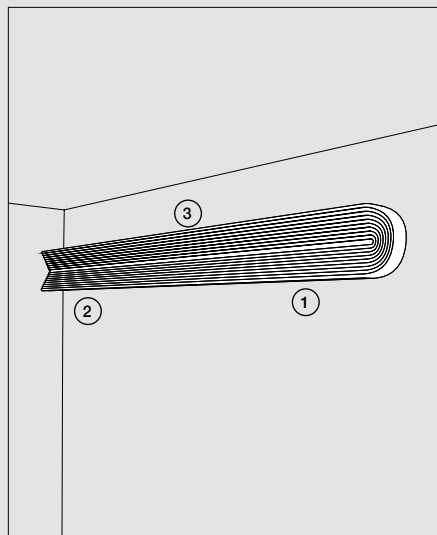
	With endcaps Con testate di chiusura Mit Endkappen Avec tête de fermeture		Without endcaps Senza testate di chiusura Ohne Endkappen Sans tête de fermeture
--	--	--	--

- 2637B-00 Without endcaps / Senza testate di chiusura / Ohne Endkappen / Sans tête de fermeture
- 2637C-00 Open to the right / Aperta a destra / Nach rechts geöffnet / Ouvert à droite
- 2637D-00 Open to the left / Aperta a sinistra / Nach Links geöffnet / Ouvert à gauche

For compositions / Per composizioni / Für Kompositionen / Pour les compositions

Yes (See TGC Accessory) / Sì (Vedere accessorio TGC) / Ja (siehe TGC-Zubehör) / Oui (voir accessoire TGC)

Example of installation / Esempio di installazione / Installationsbeispiel / Exemple d'installation



- | | | |
|---|-------|---|
| 1 | 2637D | Open to the left
Aperta a sinistra
Nach Links geöffnet
Ouvert à gauche |
| 2 | 2637B | Open to the right
Aperta a destra
Nach rechts geöffnet
Ouvert à droite |
| 3 | | Plaster
Stuccatura
Verputzen
Enduire |

In the packaging / Nella confezione / Im Paket enthalten / Inclus dans le paquet

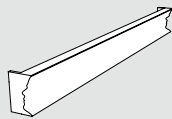
- CRISTALY® profile / Profilo in CRISTALY® / CRISTALY® Profil / Profilé en CRISTALY®
- ALUMITE® heat diffuser and Screen in opal methacrylate
Dissipatore/i in ALUMITE® e schermo in metacrilato opalino goffrato
Eingebauter ALUMITE® Wärmeableiter und Abdeckung aus Opal-Methacrylat
Dissipateur en ALUMITE® et couverture opal en methacrylate

Accessories / Accessori / Zubehöre / Accessoires

- LED Strip (P632)
- 026.267 DRIVER ON/OFF SLIM max60W 24Vdc
Power supply that can be housed inside the lamp
Alimentatore riponibile all'interno dell'applicque
Netzgerät in der Wandleuchte unterbringbar
Le bloc d'alimentation peut être rangé à l'intérieur de l'applicque
- 026.268 DRIVER ON/OFF SLIM max100W 24Vdc
Power supply that can be housed inside the lamp
Alimentatore riponibile all'interno dell'applicque
Netzgerät in der Wandleuchte unterbringbar
Le bloc d'alimentation peut être rangé à l'intérieur de l'applicque
- 026.269 DRIVER ON/OFF SLIM max150W 24Vdc
Power supply that can be housed inside the lamp
Alimentatore riponibile all'interno dell'applicque
Netzgerät in der Wandleuchte unterbringbar
Le bloc d'alimentation peut être rangé à l'intérieur de l'applicque
- TGC Custom Cut / Taglio a misura / Zuschnitt / Coupe personnalisée



Art.	2632	Wall lighting
2443	2634	A parete
2630	2635	Wandleuchten
2631	2636	2637 Appliques
	2638	



1005±5mm



65 mm

100 mm

Article code / Codice articolo / Artikelnummer / Code de l'article

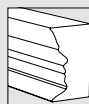
Without electrical part / Senza parte elettrica / Ohne elektrischen Teil / Sans partie électrique
 2638A-00 LED= MAX 2x20W/m

Weight / Peso / Gewicht / Poids

5 Kg

Materials / Materiali / Materialien / Matériaux

CRISTALY® Paintable / Colorabile / Färbbar / Colorable
 ALUMITE®

Endcaps / Testate di chiusura / Endkappen / Tête de fermeture

With endcaps
 Con testate di chiusura
 Mit Endkappen
 Avec tête de fermeture

For compositions / Per composizioni / Für Kompositionen / Pour les compositions

No / No / Nein / Non

In the packaging / Nella confezione / Im Paket enthalten / Inclus dans le paquet

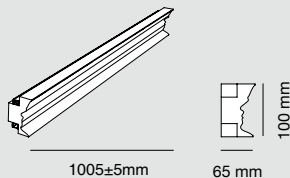
- CRISTALY® profile / Profilo in CRISTALY® / CRISTALY® Profil / Profilé en CRISTALY®
- ALUMITE® heat diffuser and Screen in opal methacrylate
 Dissipatore/i in ALUMITE® e schermo in metacrilato opalino goffrato
 Eingebauter ALUMITE® Wärmeableiter und Abdeckung aus Opal-Methacrylat
 Dissipateur en ALUMITE® et couverture opal en methacrylate

Accessories / Accessori / Zubehöre / Accessoires

LED Strip	(P.632)
026.267	DRIVER ON/OFF SLIM max60W 24Vdc Power supply that can be housed inside the lamp Alimentatore riponibile all'interno dell'applicque Netzgerät in der Wandleuchte unterbringbar Le bloc d'alimentation peut être rangé à l'intérieur de l'applicque
026.268	DRIVER ON/OFF SLIM max100W 24Vdc Power supply that can be housed inside the lamp Alimentatore riponibile all'interno dell'applicque Netzgerät in der Wandleuchte unterbringbar Le bloc d'alimentation peut être rangé à l'intérieur de l'applicque
026.269	DRIVER ON/OFF SLIM max150W 24Vdc Power supply that can be housed inside the lamp Alimentatore riponibile all'interno dell'applicque Netzgerät in der Wandleuchte unterbringbar Le bloc d'alimentation peut être rangé à l'intérieur de l'applicque



(DRIVER SLIM)



Article code / Codice articolo / Artikelnummer / Code de l'article

Without electrical part / Senza parte elettrica / Ohne elektrischen Teil / Sans partie électrique

- 2638B-00 LED= MAX 2x20W/m
- 2638C-00 LED= MAX 2x20W/m
- 2638D-00 LED= MAX 2x20W/m

Weight / Peso / Gewicht / Poids

5 Kg

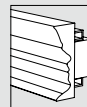
Materials / Materiali / Materialien / Matériaux

CRISTALY® Paintable / Colorabile / Färbbar / Colorable
ALUMITE®

Endcaps / Testate di chiusura / Endkappen / Tête de fermeture



With endcaps
Con testate di chiusura
Mit Endkappen
Avec tête de fermeture



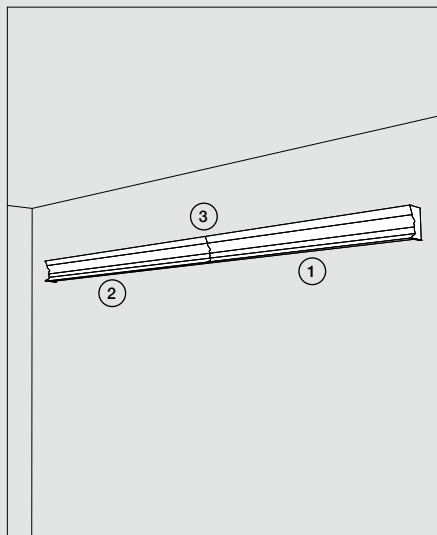
Without endcaps
Senza testate di chiusura
Ohne Endkappen
Sans tête de fermeture

- 2638B-00 Without endcaps / Senza testate di chiusura / Ohne Endkappen / Sans tête de fermeture
- 2638C-00 Open to the right / Aperta a destra / Nach rechts geöffnet / Ouvert à droite
- 2638D-00 Open to the left / Aperta a sinistra / Nach Links geöffnet / Ouvert à gauche

For compositions / Per composizioni / Für Kompositionen / Pour les compositions

Yes (See TGC Accessory) / Sì (Vedere accessorio TGC) / Ja (siehe TGC-Zubehör) / Oui (voir accessoire TGC)

Example of installation / Esempio di installazione / Installationsbeispiel / Exemple d'installation



- | | | |
|---|-------|---|
| 1 | 2638D | Open to the left
Aperta a sinistra
Nach Links geöffnet
Ouvert à gauche |
| 2 | 2638C | Open to the right
Aperta a destra
Nach rechts geöffnet
Ouvert à droite |
| 3 | | Plaster
Stuccatura
Verputzen
Enduire |

In the packaging / Nella confezione / Im Paket enthalten / Inclus dans le paquet

- CRISTALY® profile / Profilo in CRISTALY® / CRISTALY® Profil / Profilé en CRISTALY®
- ALUMITE® heat diffuser and Screen in opal methacrylate
Dissipatore/i in ALUMITE® e schermo in metacrilato opalino goffrato
Eingebauter ALUMITE® Wärmeableiter und Abdeckung aus Opal-Methacrylat
Dissipateur en ALUMITE® et couverture opal en methacrylate

Accessories / Accessori / Zubehöre / Accessoires

- LED Strip (P632)
- 026.267 DRIVER ON/OFF SLIM max60W 24Vdc
Power supply that can be housed inside the lamp
Alimentatore riponibile all'interno dell'applicque
Netzgerät in der Wandleuchte unterbringbar
Le bloc d'alimentation peut être rangé à l'intérieur de l'applicque
- 026.268 DRIVER ON/OFF SLIM max100W 24Vdc
Power supply that can be housed inside the lamp
Alimentatore riponibile all'interno dell'applicque
Netzgerät in der Wandleuchte unterbringbar
Le bloc d'alimentation peut être rangé à l'intérieur de l'applicque
- 026.269 DRIVER ON/OFF SLIM max150W 24Vdc
Power supply that can be housed inside the lamp
Alimentatore riponibile all'interno dell'applicque
Netzgerät in der Wandleuchte unterbringbar
Le bloc d'alimentation peut être rangé à l'intérieur de l'applicque
- TGC Custom Cut / Taglio a misura / Zuschnitt / Coupe personnalisée



(DRIVER SLIM)

Art.	2632	Wall lighting
2443	2634	A parete
2630	2635	Wandleuchten
2631	2636	2637 Appliques
	2638	

CEILING LIGHTING
A PLAFONE
DECKENLEUCHTEN
PLAFONNIERS



5507G STALATTITE SMALL

5507H STALATTITE

5507I STALATTITE BIG

Designed by 9010novantadiecì

EN The STALATTITE line presents itself as a sophisticated and transversal furnishing solution. CRISTALY® ceiling lamps are characterized by tubular bodies that can be arranged individually or in compositions of several elements. LED lighting helps to enhance the design of the product and render the home atmosphere comfortable.

IT La linea STALATTITE si presenta come una soluzione di arredo sofisticata e trasversale. Le lampade a plafone in CRISTALY® sono contraddistinte da corpi tubolari che possono essere disposti singolarmente o in composizioni di più elementi. L'illuminazione a LED contribuisce ad esaltare il design del prodotto e a rendere confortevole l'atmosfera domestica.

DE Die Linie STALATTITE ist eine raffinierte und vielseitige Einrichtungslösung. Die Deckenleuchten aus CRISTALY® bestehen aus röhrenförmigen Körpern, die einzeln oder in Kompositionen mehrerer Elemente verwendet werden können. DIE LED-Beleuchtung hebt das Design des Produkts hervor und sorgt für ein gemütliches Wohnambiente.

FR La ligne STALATTITE est une solution d'ameublement sophistiquée et transversale. Les plafonniers CRISTALY® se distinguent par des corps tubulaires qui peuvent être disposés individuellement ou en compositions de plusieurs éléments. L'éclairage LED contribue à mettre en valeur le design du produit et à créer une atmosphère confortable.

Ceiling lighting
A plafone
Deckenleuchten
Plafonniers

Art.
5507

9010novantadiecì Indoor

382



Art. 5507H



Art. 5507H

Casa privata - Roma, Italia
ArchEnjoy Studio
Ph. Giulia Natalia Comito





Art. 5507G



5507G STALATTITE SMALL



Article code / Codice articolo / Artikelnummer / Code de l'article

DRIVER not included / DRIVER non incluso / DRIVER nicht inbegriffen / DRIVER non inclus

5507G-3039 LED 4W-350mA-350lm-3000K-CRI85

5507G-2739 LED 4W-350mA-330lm-2700K-CRI85

5507G-4039 LED 4W-350mA-370lm-4000K-CRI85

Weight / Peso / Gewicht / Poids

0,3 Kg

Materials / Materiali / Materialien / Matériaux

CRISTALY® Paintable / Colorabile / Färbbar / Colorable

Compatible DRIVERS / DRIVER compatibili / Kompatible DRIVER / DRIVERS compatibles

026.324 DRIVER ON/OFF 150-900mA IMPOSTABILE

026.251 DRIVER ON/OFF min6W max8,8W 350mA

026.252 DRIVER ON/OFF min12,6W max18,2W 350mA

026.221 DRIVER ON/OFF min9,8W max35W 350mA

026.236 DRIVER ON/OFF min8,8W max12W 350mA

026.300 DRIVER DIM PUSH/0-10V/DALI 16,1W 350mA

026.187 DRIVER DIM 0-10V 35W 350mA

026.185 DRIVER DIM PUSH/DALI 35W 350mA

Accessories / Accessori / Zubehöre / Accessoires

5505F-00 Recessed ceiling accessory / Accessorio da incasso per soffitto
Einbau/Deckenzubehör / Accessoir plafond encastré

5507-KIT01 Ceiling mounting KIT with TIGE / KIT attacco al soffitto con TIGE
Decken-Montage-Kit mit TIGE / Set de Montage Plafonds avec TIGE

099.142 Emergency Kit / Kit emergenza / Notfall-Kit / Kit d'urgence (P.644)



For the installation one of following accessories is required: 5507-KIT01 or 5505F-00 (P.388-389)

Per l'installazione è necessario uno dei seguenti accessori: 5507-KIT01 o 5505F-00 (P.388-389)

Für die Installation ist eines der folgenden Zubehöre erforderlich: 5507-KIT01 or 5505F-00 (P.388-389)

Pour l'installation l'un des accessoires suivants est requis: 5507-KIT01 or 5505F-00 (P.388-389)



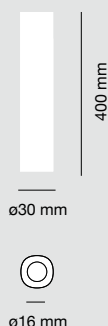
IP20



C.C.
[m.A.]



5507H STALATTITE



Article code / Codice articolo / Artikelnummer / Code de l'article

DRIVER not included / DRIVER non incluso / DRIVER nicht inbegriffen / DRIVER non inclus

5507H-3039 LED 4W-350mA-350lm-3000K-CRI85

5507H-2739 LED 4W-350mA-330lm-2700K-CRI85

5507H-4039 LED 4W-350mA-370lm-4000K-CRI85

Weight / Peso / Gewicht / Poids

0,5 Kg

Materials / Materiali / Materialien / Matériaux

CRISTALY® Paintable / Colorabile / Färbbar / Colorable

Compatible DRIVERS / DRIVER compatibili / Kompatible DRIVER / DRIVERS compatibles

026.324 DRIVER ON/OFF 150-900mA IMPOSTABILE

026.251 DRIVER ON/OFF min6W max8,8W 350mA

026.252 DRIVER ON/OFF min12,6W max18,2W 350mA

026.221 DRIVER ON/OFF min9,8W max35W 350mA

026.236 DRIVER ON/OFF min8,8W max12W 350mA

026.300 DRIVER DIM PUSH/0-10V/DALI 16,1W 350mA

026.187 DRIVER DIM 0-10V 35W 350mA

026.185 DRIVER DIM PUSH/DALI 35W 350mA

Accessories / Accessori / Zubehöre / Accessoires

5505F-00 Recessed ceiling accessory / Accessorio da incasso per soffitto
Einbau/Deckenzubehör / Accessoir plafond encastré

5507-KIT01 Ceiling mounting KIT with TIGE / KIT attacco al soffitto con TIGE
Decken-Montage-Kit mit TIGE / Set de Montage Plafonds avec TIGE

099.142 Emergency Kit / Kit emergenza / Notfall-Kit / Kit d'urgence (P.644)



For the installation one of following accessories is required: 5507-KIT01 or 5505F-00 (P.388-389)

Per l'installazione è necessario uno dei seguenti accessori: 5507-KIT01 o 5505F-00 (P.388-389)

Für die Installation ist eines der folgenden Zubehöre erforderlich: 5507-KIT01 or 5505F-00 (P.388-389)

Pour l'installation l'un des accessoires suivants est requis: 5507-KIT01 or 5505F-00 (P.388-389)



IP20



C.C.
[m.A.]




Ceiling lighting
A plafone
Deckenleuchten
Plafonniers

Art.
5507

9010novantadiecì Indoor

386

5507I STALATTITE BIG



Article code / Codice articolo / Artikelnummer / Code de l'article

DRIVER not included / DRIVER non incluso / DRIVER nicht inbegriffen / DRIVER non inclus

5507I-3039 LED 4W-350mA-350lm-3000K-CRI85

5507I-2739 LED 4W-350mA-330lm-2700K-CRI85

5507I-4039 LED 4W-350mA-370lm-4000K-CRI85

Weight / Peso / Gewicht / Poids

0,7 Kg

Materials / Materiali / Materialien / Matériaux

CRISTALY® Paintable / Colorabile / Färbbar / Colorable

Compatible DRIVERS / DRIVER compatibili / Kompatible DRIVER / DRIVERS compatibles

026.324 DRIVER ON/OFF 150-900mA IMPOSTABILE

026.251 DRIVER ON/OFF min6W max8,8W 350mA

026.252 DRIVER ON/OFF min12,6W max18,2W 350mA

026.221 DRIVER ON/OFF min9,8W max35W 350mA

026.236 DRIVER ON/OFF min8,8W max12W 350mA

026.300 DRIVER DIM PUSH/0-10V/DALI 16,1W 350mA

026.187 DRIVER DIM 0-10V 35W 350mA

026.185 DRIVER DIM PUSH/DALI 35W 350mA

Accessories / Accessori / Zubehöre / Accessoires

5505F-00 Recessed ceiling accessory / Accessorio da incasso per soffitto
Einbau/Deckenzubehör / Accessoir plafond encastré

5507-KIT01 Ceiling mounting KIT with TIGE / KIT attacco al soffitto con TIGE
Decken-Montage-Kit mit TIGE / Set de Montage Plafonds avec TIGE

099.142 Emergency Kit / Kit emergenza / Notfall-Kit / Kit d'urgence (P.644)



For the installation one of following accessories is required: 5507-KIT01 or 5505F-00 (P.388-389)

Per l'installazione è necessario uno dei seguenti accessori: 5507-KIT01 o 5505F-00 (P.388-389)

Für die Installation ist eines der folgenden Zubehöre erforderlich: 5507-KIT01 or 5505F-00 (P.388-389)

Pour l'installation l'un des accessoires suivants est requis: 5507-KIT01 or 5505F-00 (P.388-389)



IP20



C.C.
[m.A.]





Article code / Codice articolo / Artikelnummer / Code de l'article
5505F-00 LED 4W-350mA-350lm-3000K-CRI85

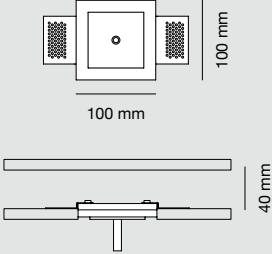
Weight / Peso / Gewicht / Poids
0,8 Kg

Materials / Materiali / Materialien / Matériaux
CRISTALY® Paintable / Colorabile / Färbbar / Colorable

Plasterboard hole / Foro cartongesso / Bohrung im Gipskarton / Trou pour plaque de plâtre
105 x 105 mm

Accessories / Accessori / Zubehöre / Accessoires

023.450 Housing box for brickwork / Controcassa per muratura
Einbaugehäuse für Betonwand / Boîtier pour béton/briques
[Housing box / Controcassa / Gegengehäuses / Contre-caisse 105 x 105 x 65 mm]
[Hole / Foro / Bohrung / Trou 135 x 135 x 75 mm]



Existing false ceiling: / Controsoffitto esistente: / Vorhandene Zwischendecke: / Contre plafond existant:

EN The 5505F accessory allows installation of articles 5507G, 5507H, 5507I in existing plasterboard ceilings thanks to a recessed system. It is also possible to install it in concrete or brickwork ceilings using a special housing box.

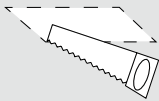
DE Das Zubehör 5505F ermöglicht den Einbau von 5507G, 5507H, 5507I in Gipskartondecken, die bereits fertiggestellt sind. Die Montage der Einbaugehäuse erlaubt es, diese Elemente in Betonwand oder Mauer zu installieren.

IT L'accessorio 5505F permette l'installazione degli articoli 5507G, 5507H, 5507I in soffitti in cartongesso già terminati, attraverso un sistema ad incasso. Tramite l'apposita controcassa è inoltre possibile effettuare l'installazione anche in soffitti in muratura.

FR L'accessoire 5505F permet l'installation des articles 5507G, 5507H, 5507I dans des faux plafonds existants. Le système de boîtier encastré permet l'installation de cet accessoire même dans des murs en béton ou briques.

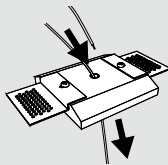
1

Cut
Tagliare
Schneiden
Couper



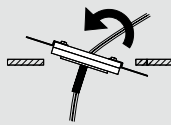
2

Run cables
Inserire cavi
Kabel verlegen
Insérer les câbles



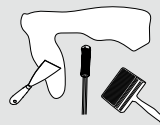
3

Insert the article
Posizionare articolo
Artikel einsetzen
Insérer l'article



4

Finish
Stuccare
Verputzen
Enduire



5

Fix ceiling lamp
Fissare plafoniera
Deckenleuchte fixieren
Fixer le plafonnier





Article code / Codice articolo / Artikelnummer / Code de l'article
 5507-KIT01 Ceiling mounting KIT with TIGE / KIT attacco al soffitto con TIGE /
 Decken-Montage-Kit mit TIGE / Set de Montage Plafonds avec TIGE



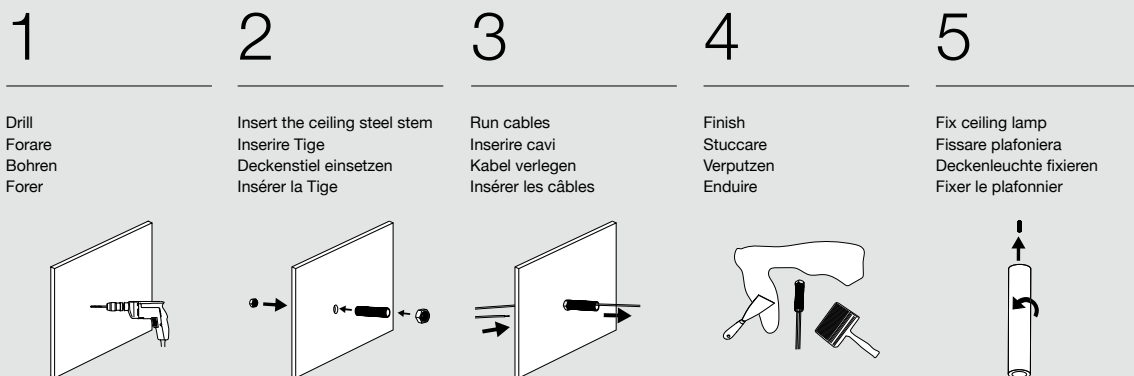
Ceiling under construction: / Controsoffitto in fase di realizzazione: / Im Bau Zwischendecke: / Plafond en construction:

EN The 5507-KIT01 accessory allows the installation into a plasterboard before fixing it on the ceiling. After having cut the plasterboard and inserted the 5507-KIT01, which allows to run the electrical cables, the plasterboard is ready to be positioned and installed.

IT L'accessorio 5507-KIT01 permette l'installazione in lastra di cartongesso ancora da posizionare a soffitto. Dopo aver forato il cartongesso e inserito il 5507-KIT01, che permette il passaggio dei cavi elettrici, la lastra è pronta per essere posizionata e installata.

DE Das Zubehör 5507-KIT01 ermöglicht den Einbau in die noch im Bau Gipskartondecke. Nach dem Bohren der Gipskartondecke, dem Einsetzen des 5507-KIT01 dem Verlegen der Kabel, kann die Platte positioniert und installiert werden.

FR L'accessoire 5507-KIT01 permet l'installation dans les faux plafonds. Après avoir coupé la plaque de plâtre et inséré le 5507-KIT01, cela permet le passage des câbles électriques, la plaque de plâtre est prête à être positionnée et installée.



Drill
Forare
Bohren
Forer

Insert the ceiling steel stem
Inserire Tige
Deckenstiel einsetzen
Insérer la Tige

Run cables
Inserire cavi
Kabel verlegen
Insérer les câbles

Finish
Stuccare
Verputzen
Enduire

Fix ceiling lamp
Fissare plafoniera
Deckenleuchte fixieren
Fixer le plafonnier

8897 CUORI SMALL
8909 CUORI
8911 CUORI BIG
8899 CUORI XL
8898 FIORI SMALL
8910 FIORI
8900 FIORI XL
8949 QUADRI
8952 PICCICHE
8946 LA MATTA

Designed by 9010novantadiecì

EN The light is made functional by a series of lighting fixtures with essential geometric shapes, designed to satisfy both the most practical and the most decorative aspects. This collection of CRISTALY® ceiling lamps, available in various sizes, meets heterogeneous design needs in which light plays a key role.

IT La luce viene resa funzionale da una serie di apparecchi illuminanti dalle forme geometriche essenziali, pensati per soddisfare sia gli aspetti più pratici che quelli più decorativi. Questa collezione di plafoniere in CRISTALY®, disponibili in varie dimensioni, soddisfa esigenze progettuali eterogenee in cui la luce ricopre un ruolo chiave.

DE Licht wird funktional dank einer Reihe geometrischer essentieller Beleuchtungsobjekte, die eigens gedacht sind, sowohl praktische als auch dekorative Zwecke zu erfüllen. Diese in verschiedenen Abmessungen erhältliche Deckenleuchtenkollektion aus CRISTALY® wird unterschiedlichsten Planungsanforderungen gerecht, in denen Licht eine Schlüsselfunktion übernimmt.

FR La lumière est rendue fonctionnelle par une série de luminaires aux formes géométriques sobres, conçus pour satisfaire à la fois les aspects pratiques décoratifs. Cette collection de plafonniers en CRISTALY®, disponibles en différentes tailles, répond à des exigences de conception hétérogènes dans lesquelles la lumière joue un rôle clé.

Art.	8899		Ceiling lighting
8897	8898	8949	A plafone
8909	8910	8952	Deckenleuchten
8911	8900	8946	Plafonniers



Art. 8897

Agriturismo al Filò - Marostica, Italy
Arch. Franco Parise

Art.	8899		Ceiling lighting
8897	8898	8949	A plafone
8909	8910	8952	Deckenleuchten
8911	8900	8946	Plafonniers



Art. 8898

Art.	8899		Ceiling lighting
8897	8898	8949	A plafone
8909	8910	8952	Deckenleuchten
8911	8900	8946	Plafonniers



Art. 8949A, 8949C

Casa privata - Margherita di Savoia, Italia
 Francesco Clori
 Ph. Gaetano Barile

Art. 8900



Art.	8899		Ceiling lighting
8897	8898	8949	A plafone
8909	8910	8952	Deckenleuchten
8911	8900	8946	Plafonniers



Art. 8898

Art.	8899		Ceiling lighting
8897	8898	8949	A plafone
8909	8910	8952	Deckenleuchten
8911	8900	8946	Plafonniers



Art. 8897, 8909, 8911



Art. 8897



Art. 8898, 8910, 8912



Art. 8952A

Art.	8899		Ceiling lighting
8897	8898	8949	A plafone
8909	8910	8952	Deckenleuchten
8911	8900	8946	Plafonniers

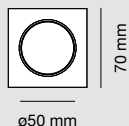
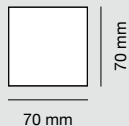


Art. 8946
With bulb (not included)
Con lampadina (non inclusa)
Mit Leuchtmittel (nicht inbegriffen)
Avec ampoule (non incluse)



Art. 8946

8897 CUORI SMALL



Article code / Codice articolo / Artikelnummer / Code de l'article

Bulb not included / Lampadina non inclusa / Leuchtmittel nicht inbegriffen / Ampoule non incluse

8897-35 GU10 ø50 MAX 10W-240V

Bulb / Lampadina / Leuchtmittel / Ampoule: MAX L 55 mm


Weight / Peso / Gewicht / Poids

0,4 Kg

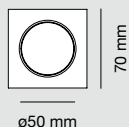
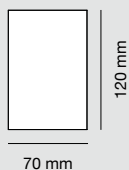
Materials / Materiali / Materialien / Matériaux

CRISTALY® Paintable / Colorabile / Färbbar / Colorable

Finishes on demand / Finiture su richiesta / Finishes auf Anfrage / Finitions sur demande (P.612)



8909 CUORI



Article code / Codice articolo / Artikelnummer / Code de l'article

Bulb not included / Lampadina non inclusa / Leuchtmittel nicht inbegriffen / Ampoule non incluse

8909-35 GU10 ø50 MAX 10W-240V


Weight / Peso / Gewicht / Poids

0,65 Kg

Materials / Materiali / Materialien / Matériaux

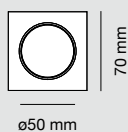
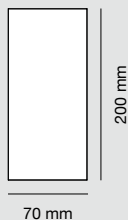
CRISTALY® Paintable / Colorabile / Färbbar / Colorable

Finishes on demand / Finiture su richiesta / Finishes auf Anfrage / Finitions sur demande (P.612)



Art.	8899		Ceiling lighting
8897	8898	8949	A plafone
8909	8910	8952	Deckenleuchten
8911	8900	8946	Plafonniers

8911 CUORI BIG



Article code / Codice articolo / Artikelnummer / Code de l'article

Bulb not included / Lampadina non inclusa / Leuchtmittel nicht inbegriffen / Ampoule non incluse
8911-35 GU10 ø50 MAX 10W-240V


Weight / Peso / Gewicht / Poids

1,05 Kg

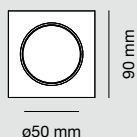
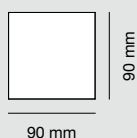
Materials / Materiali / Materialien / Matériaux

CRISTALY® Paintable / Colorabile / Färbbar / Colorable

Finishes on demand / Finiture su richiesta / Finishes auf Anfrage / Finitions sur demande (P.612)



8899 CUORI XL



Article code / Codice articolo / Artikelnummer / Code de l'article

Bulb not included / Lampadina non inclusa / Leuchtmittel nicht inbegriffen / Ampoule non incluse
8899-35 GU10 ø50 MAX 10W-240V


Weight / Peso / Gewicht / Poids

0,5 Kg

Materials / Materiali / Materialien / Matériaux

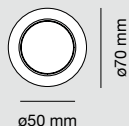
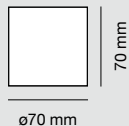
CRISTALY® Paintable / Colorabile / Färbbar / Colorable

Finishes on demand / Finiture su richiesta / Finishes auf Anfrage / Finitions sur demande (P.612)



Art.	8899		Ceiling lighting
8897	8898	8949	A plafone
8909	8910	8952	Deckenleuchten
8911	8900	8946	Plafonniers

8898 FIORI SMALL



Article code / Codice articolo / Artikelnummer / Code de l'article

Bulb not included / Lampadina non inclusa / Leuchtmittel nicht inbegriffen / Ampoule non incluse

8898-35 GU10 ø50 MAX 10W-240V

Bulb / Lampadina / Leuchtmittel / Ampoule: MAX L 55 mm

Weight / Peso / Gewicht / Poids

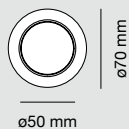
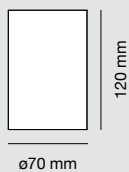
0,3 Kg

Materials / Materiali / Materialien / Matériaux

CRISTALY® Paintable / Colorabile / Färbbar / Colorable



8910 FIORI



Article code / Codice articolo / Artikelnummer / Code de l'article

Bulb not included / Lampadina non inclusa / Leuchtmittel nicht inbegriffen / Ampoule non incluse

8910-35 GU10 ø50 MAX 10W-240V

Weight / Peso / Gewicht / Poids

0,5 Kg

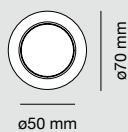
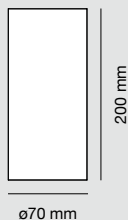
Materials / Materiali / Materialien / Matériaux

CRISTALY® Paintable / Colorabile / Färbbar / Colorable



Art.	8899		Ceiling lighting
8897	8898	8949	A plafone
8909	8910	8952	Deckenleuchten
8911	8900	8946	Plafonniers

8912 FIORI BIG



Article code / Codice articolo / Artikelnummer / Code de l'article

Bulb not included / Lampadina non inclusa / Leuchtmittel nicht inbegriffen / Ampoule non incluse
8912-35 GU10 ø50 MAX 10W-240V

Weight / Peso / Gewicht / Poids

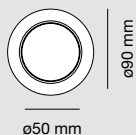
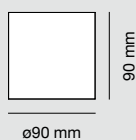
0,85 Kg

Materials / Materiali / Materialien / Matériaux

CRISTALY® Paintable / Colorabile / Färbbar / Colorable



8900 FIORI XL



Article code / Codice articolo / Artikelnummer / Code de l'article

Bulb not included / Lampadina non inclusa / Leuchtmittel nicht inbegriffen / Ampoule non incluse
8900-35 GU10 ø50 MAX 10W-240V

Weight / Peso / Gewicht / Poids

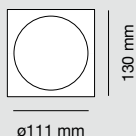
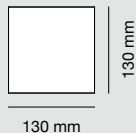
0,5 Kg

Materials / Materiali / Materialien / Matériaux

CRISTALY® Paintable / Colorabile / Färbbar / Colorable



Art.	8899		Ceiling lighting
8897	8898	8949	A plafone
8909	8910	8952	Deckenleuchten
8911	8900	8946	Plafonniers



Article code / Codice articolo / Artikelnummer / Code de l'article

Bulb not included / Lampadina non inclusa / Leuchtmittel nicht inbegriffen / Ampoule non incluse
8949A-35 GU10 ø111 MAX 35W-240V

DRIVER not included / DRIVER non incluso / DRIVER nicht inbegriffen / DRIVER non inclus

8949A-3008 LED 13W-700mA-1600lm-3000K-CRI90
8949A-2708 LED 13W-700mA-1500lm-2700K-CRI90
8949A-4008 LED 13W-700mA-1700lm-4000K-CRI90

Weight / Peso / Gewicht / Poids

1,7 Kg

Materials / Materiali / Materialien / Matériaux

CRISTALY® Paintable / Colorabile / Färbbar / Colorable

Cover / Schermo / Schutzschirm aus / Écran

Satin finish polycarbonate diffuser (included) / Diffusore in policarbonato satinato (incluso)
 Diffusor aus mattem Polycarbonat (inbegriffen) / Diffuseur en polycarbonate satiné (inclus)


Compatible DRIVERS / DRIVER compatibili / Kompatible DRIVER / DRIVERS compatibles

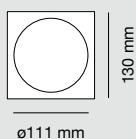
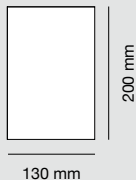
026.255 DRIVER ON/OFF min11,9W max18,2W 700mA
 026.256 DRIVER ON/OFF min25,2W max35,7W 700mA
 026.300 DRIVER DIM PUSH/0-10V/DALI 28W 700mA
 026.307 DRIVER DIM PUSH/1-10V/DALI 40.6W 700mA

Accessories / Accessori / Zubehöre / Accessoires

099.142 Emergency Kit / Kit emergenza / Notfall-Kit / Kit d'urgence (P.644)

Finishes on demand / Finiture su richiesta / Finishes auf Anfrage / Finitions sur demande (P.612)



**Article code / Codice articolo / Artikelnummer / Code de l'article**

Bulb not included / Lampadina non inclusa / Leuchtmittel nicht inbegriffen / Ampoule non incluse
 8949B-35 GU10 ø111 MAX 35W-240V

DRIVER not included / DRIVER non incluso / DRIVER nicht inbegriffen / DRIVER non inclus

8949B-3008 LED 13W-700mA-1600lm-3000K-CRI90

8949B-2708 LED 13W-700mA-1500lm-2700K-CRI90

8949B-4008 LED 13W-700mA-1700lm-4000K-CRI90

8949B-3010 LED 18W-500mA-2400lm-3000K-CRI85

8949B-2710 LED 18W-500mA-2280lm-2700K-CRI85

8949B-4010 LED 18W-500mA-2540lm-4000K-CRI85

Weight / Peso / Gewicht / Poids

2,7 Kg

Materials / Materiali / Materialien / Matériaux

CRISTALY® Paintable / Colorabile / Färbbar / Colorable

Cover / Schermo / Schutzschirm aus / Écran

Satin finish polycarbonate diffuser (included) / Diffusore in polycarbonato satinato (incluso)
 Diffusor aus mattem Polycarbonat (inbegriffen) / Diffuseur en polycarbonate satiné (inclus)

Compatible DRIVERS / DRIVER compatibili / Kompatible DRIVER / DRIVERS compatibles

Electrical part / Parte elettrica / Elektrischen Teil / Partie électrique: 13W-700mA

026.255 DRIVER ON/OFF min11,9W max18,2W 700mA

026.256 DRIVER ON/OFF min25,2W max35,7W 700mA

026.300 DRIVER DIM PUSH/0-10V/DALI 28W 700mA

026.307 DRIVER DIM PUSH/1-10V/DALI 40.6W 700mA

Electrical part / Parte elettrica / Elektrischen Teil / Partie électrique: 18W-500mA

026.254 DRIVER ON/OFF min16,5W max23,5W 500mA


026.300 DRIVER DIM PUSH/0-10V/DALI 23W 500mA

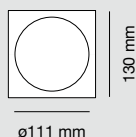
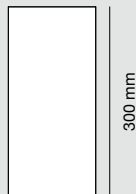
026.187 DRIVER DIM 0-10V 40W 500mA

026.185 DRIVER DIM PUSH/DALI 40W 500mA

Accessories / Accessori / Zubehöre / Accessoires

099.142 Emergency Kit / Kit emergenza / Notfall-Kit / Kit d'urgence (P.644)

Finishes on demand / Finiture su richiesta / Finishes auf Anfrage / Finitions sur demande (P.612)



Article code / Codice articolo / Artikelnummer / Code de l'article

Bulb not included / Lampadina non inclusa / Leuchtmittel nicht inbegriffen / Ampoule non incluse
 8949C-35 GU10 ø111 MAX 35W-240V

DRIVER not included / DRIVER non incluso / DRIVER nicht inbegriffen / DRIVER non inclus

8949C-3008 LED 13W-700mA-1600lm-3000K-CRI90
 8949C-2708 LED 13W-700mA-1500lm-2700K-CRI90
 8949C-4008 LED 13W-700mA-1700lm-4000K-CRI90

8949C-3010 LED 18W-500mA-2400lm-3000K-CRI85
 8949C-2710 LED 18W-500mA-2280lm-2700K-CRI85
 8949C-4010 LED 18W-500mA-2540lm-4000K-CRI85

Weight / Peso / Gewicht / Poids

3,7 Kg

Materials / Materiali / Materialien / Matériaux

CRISTALY® Paintable / Colorabile / Färbbar / Colorable

Cover / Schermo / Schutzschirm aus / Écran

Satin finish polycarbonate diffuser (included) / Diffusore in policarbonato satinato (incluso)
 Diffusor aus mattem Polycarbonat (inbegriffen) / Diffuseur en polycarbonate satiné (inclus)

Compatible DRIVERS / DRIVER compatibili / Kompatible DRIVER / DRIVERS compatibles

Electrical part / Parte elettrica / Elektrischen Teil / Partie électrique: 13W-700mA

026.255 DRIVER ON/OFF min11,9W max18,2W 700mA
 026.256 DRIVER ON/OFF min25,2W max35,7W 700mA
 026.300 DRIVER DIM PUSH/0-10V/DALI 28W 700mA
 026.307 DRIVER DIM PUSH/1-10V/DALI 40.6W 700mA


Electrical part / Parte elettrica / Elektrischen Teil / Partie électrique: 18W-500mA

026.254 DRIVER ON/OFF min16,5W max23,5W 500mA
 026.300 DRIVER DIM PUSH/0-10V/DALI 23W 500mA
 026.187 DRIVER DIM 0-10V 40W 500mA
 026.185 DRIVER DIM PUSH/DALI 40W 500mA

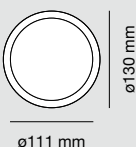
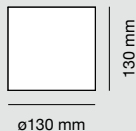
Accessories / Accessori / Zubehöre / Accessoires

099.142 Emergency Kit / Kit emergenza / Notfall-Kit / Kit d'urgence (P.644)

Finishes on demand / Finiture su richiesta / Finishes auf Anfrage / Finitions sur demande (P.612)



8952A PICCHE SMALL



Article code / Codice articolo / Artikelnummer / Code de l'article

Bulb not included / Lampadina non inclusa / Leuchtmittel nicht inbegriffen / Ampoule non incluse
8952A-35 GU10 ϕ 111 MAX 35W-240V

DRIVER not included / DRIVER non incluso / DRIVER nicht inbegriffen / DRIVER non inclus

8952A-3008 LED 13W-700mA-1600lm-3000K-CRI90
8952A-2708 LED 13W-700mA-1500lm-2700K-CRI90
8952A-4008 LED 13W-700mA-1700lm-4000K-CRI90

Weight / Peso / Gewicht / Poids

1,4 Kg

Materials / Materiali / Materialien / Matériaux

CRISTALY® Paintable / Colorabile / Färbbar / Colorable

Cover / Schermo / Schutzschirm aus / Écran

Satin finish polycarbonate diffuser (included) / Diffusore in policarbonato satinato (incluso)
 Diffusor aus mattem Polycarbonat (inbegriffen) / Diffuseur en polycarbonate satiné (inclus)

Compatible DRIVERS / DRIVER compatibili / Kompatible DRIVER / DRIVERS compatibles

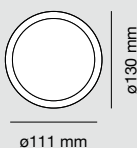
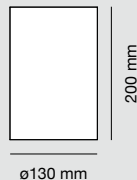
026.255 DRIVER ON/OFF min11,9W max18,2W 700mA
 026.256 DRIVER ON/OFF min25,2W max35,7W 700mA
 026.300 DRIVER DIM PUSH/0-10V/DALI 28W 700mA
 026.307 DRIVER DIM PUSH/1-10V/DALI 40.6W 700mA

Accessories / Accessori / Zubehöre / Accessoires

099.142 Emergency Kit / Kit emergenza / Notfall-Kit / Kit d'urgence (P.644)



Art.	8899		Ceiling lighting
8897	8898	8949	A plafone
8909	8910	8952	Deckenleuchten
8911	8900	8946	Plafonniers



Article code / Codice articolo / Artikelnummer / Code de l'article

Bulb not included / Lampadina non inclusa / Leuchtmittel nicht inbegriffen / Ampoule non incluse
8952B-35 GU10 ø111 MAX 35W-240V

DRIVER not included / DRIVER non incluso / DRIVER nicht inbegriffen / DRIVER non inclus

- 8952B-3008** LED 13W-700mA-1600lm-3000K-CRI90
- 8952B-2708** LED 13W-700mA-1500lm-2700K-CRI90
- 8952B-4008** LED 13W-700mA-1700lm-4000K-CRI90
- 8952B-3010** LED 18W-500mA-2400lm-3000K-CRI85
- 8952B-2710** LED 18W-500mA-2280lm-2700K-CRI85
- 8952B-4010** LED 18W-500mA-2540lm-4000K-CRI85

Weight / Peso / Gewicht / Poids

2,4 Kg

Materials / Materiali / Materialien / Matériaux

CRISTALY® Paintable / Colorabile / Färbbar / Colorable

Cover / Schermo / Schutzschirm aus / Écran

Satin finish polycarbonate diffuser (included) / Diffusore in policarbonato satinato (incluso)
 Diffusor aus mattem Polycarbonat (inbegriffen) / Diffuseur en polycarbonate satiné (inclus)

Compatible DRIVERS / DRIVER compatibili / Kompatible DRIVER / DRIVERS compatibles

Electrical part / Parte elettrica / Elektrischen Teil / Partie électrique: 13W-700mA

- 026.255 DRIVER ON/OFF min11,9W max18,2W 700mA
- 026.256 DRIVER ON/OFF min25,2W max35,7W 700mA
- 026.300 DRIVER DIM PUSH/0-10V/DALI 28W 700mA
- 026.307 DRIVER DIM PUSH/1-10V/DALI 40.6W 700mA

Electrical part / Parte elettrica / Elektrischen Teil / Partie électrique: 18W-500mA

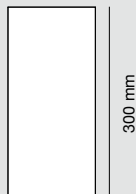
- 026.254 DRIVER ON/OFF min16,5W max23,5W 500mA
- 026.300 DRIVER DIM PUSH/0-10V/DALI 23W 500mA
- 026.187 DRIVER DIM 0-10V 40W 500mA
- 026.185 DRIVER DIM PUSH/DALI 40W 500mA

Accessories / Accessori / Zubehöre / Accessoires

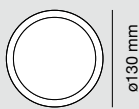
099.142 Emergency Kit / Kit emergenza / Notfall-Kit / Kit d'urgence (P.644)



Art.	8899		Ceiling lighting
8897	8898	8949	A plafone
8909	8910	8952	Deckenleuchten
8911	8900	8946	Plafonniers



ø130 mm



ø111 mm

Article code / Codice articolo / Artikelnummer / Code de l'article

Bulb not included / Lampadina non inclusa / Leuchtmittel nicht inbegriffen / Ampoule non incluse
8952C-35 GU10 ø111 MAX 35W-240V

DRIVER not included / DRIVER non incluso / DRIVER nicht inbegriffen / DRIVER non inclus

8952C-3008 LED 13W-700mA-1600lm-3000K-CRI90
8952C-2708 LED 13W-700mA-1500lm-2700K-CRI90
8952C-4008 LED 13W-700mA-1700lm-4000K-CRI90

8952C-3010 LED 18W-500mA-2400lm-3000K-CRI85
8952C-2710 LED 18W-500mA-2280lm-2700K-CRI85
8952C-4010 LED 18W-500mA-2540lm-4000K-CRI85

Weight / Peso / Gewicht / Poids

3,2 Kg

Materials / Materiali / Materialien / Matériaux

CRISTALY® Paintable / Colorabile / Färbbar / Colorable

Cover / Schermo / Schutzschirm aus / Écran

Satin finish polycarbonate diffuser (included) / Diffusore in polycarbonato satinato (incluso)
Diffusor aus mattem Polycarbonat (inbegriffen) / Diffuseur en polycarbonate satiné (inclus)

Compatible DRIVERS / DRIVER compatibili / Kompatible DRIVER / DRIVERS compatibles

Electrical part / Parte elettrica / Elektrischen Teil / Partie électrique: 13W-700mA

026.255 DRIVER ON/OFF min11,9W max18,2W 700mA
026.256 DRIVER ON/OFF min25,2W max35,7W 700mA
026.300 DRIVER DIM PUSH/0-10V/DALI 28W 700mA
026.307 DRIVER DIM PUSH/1-10V/DALI 40.6W 700mA

Electrical part / Parte elettrica / Elektrischen Teil / Partie électrique: 18W-500mA

026.254 DRIVER ON/OFF min16,5W max23,5W 500mA
026.300 DRIVER DIM PUSH/0-10V/DALI 23W 500mA
026.187 DRIVER DIM 0-10V 40W 500mA
026.185 DRIVER DIM PUSH/DALI 40W 500mA

Accessories / Accessori / Zubehöre / Accessoires

099.142 Emergency Kit / Kit emergenza / Notfall-Kit / Kit d'urgence (P.644)



(GU10)



(LED)



IP20



(LED)



C.C.
[m.A.] (LED)



(LED)

8946 LA MATTA



Article code / Codice articolo / Artikelnummer / Code de l'article

Bulb not included / Lampadina non inclusa / Leuchtmittel nicht inbegriffen / Ampoule non incluse

8946-39 E27 MAX 20W-240V

Weight / Peso / Gewicht / Poids

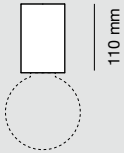
0,4 Kg

Materials / Materiali / Materialien / Matériaux

CRISTALY® Paintable / Colorabile / Färbbar / Colorable



IP20



Art.	8899		Ceiling lighting
8897	8898	8949	A plafone
8909	8910	8952	Deckenleuchten
8911	8900	8946	Plafonniers

8903 FLAT
8913 FLOT GLASS
8904 FLAT
8914 FLATTI
8916E FLOT ONE
8902 FLIT

Designed by 9010novantadiecì

EN This minimalist design line has been designed to create furnishing solutions that can integrate perfectly with the living space. Thin CRISTALY® ceiling lamps, available in square or rectangular shapes of different sizes, diffuse a pleasant LED light through small regular openings.

IT Questa linea dal design minimalista è stata progettata per creare soluzioni di arredo in grado di integrarsi perfettamente con lo spazio abitativo. Le sottili plafoniere in CRISTALY®, di forma quadrata o rettangolare in diverse dimensioni, diffondono una piacevole luce LED attraverso piccole aperture regolari.

DE Diese minimalistische Linie wurde eigens entwickelt, um Einrichtungslösungen zu bieten, die imstande sind, perfekt mit dem Wohnambiente zu harmonieren. Die feinen quadratischen oder rechteckigen Deckenleuchten aus CRISTALY® sind in verschiedenen Abmessungen erhältlich und verbreiten ein angenehmes LED-Licht, das durch in regelmäßigen Abständen angebrachte Öffnungen strömt.

FR Cette ligne au design minimaliste est conçue pour créer des solutions d'ameublement qui s'intègrent parfaitement à l'espace de vie. Les plafonniers fins CRISTALY®, carré ou rectangulaire, de différentes tailles, diffusent une lumière LED agréable à travers de petites ouvertures régulières.

Art.		Ceiling lighting
8903	8914	A plafone
8913	8916E	Deckenleuchten
8904	8902	Plafonniers



Art. 8914E

Art.		Ceiling lighting
8903	8914	A plafone
8913	8916E	Deckenleuchten
8904	8902	Plafonniers

Art. 8902C



Art.		Ceiling lighting
8903	8914	A plafone
8913	8916E	Deckenleuchten
8904	8902	Plafonniers



Art. 8914Q

Art.		Ceiling lighting
8903	8914	A plafone
8913	8916E	Deckenleuchten
8904	8902	Plafonniers



Art. 8914A

Art.		Ceiling lighting
8903	8914	A plafone
8913	8916E	Deckenleuchten
8904	8902	Plafonniers



Art. 8914A

Art. 8902A



Art. 8902B



Art.		Ceiling lighting
8903	8914	A plafone
8913	8916E	Deckenleuchten
8904	8902	Plafonniers



Art. 8914Q



Art. 8916E

Art. 8904A

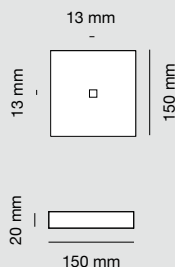


Art. 8903B



Art.		Ceiling lighting
8903	8914	A plafone
8913	8916E	Deckenleuchten
8904	8902	Plafonniers

8903A FLAT



Article code / Codice articolo / Artikelnummer / Code de l'article

DRIVER not included / DRIVER non incluso / DRIVER nicht inbegriffen / DRIVER non inclus

8903A-3040 LED 6W-500mA-500lm-3000K-CRI85

8903A-2740 LED 6W-500mA-475lm-2700K-CRI85

8903A-4040 LED 6W-500mA-525lm-4000K-CRI85

Weight / Peso / Gewicht / Poids

0,65 Kg

Materials / Materiali / Materialien / Matériaux

CRISTALY® Paintable / Colorabile / Färbbar / Colorable

Compatible DRIVERS / DRIVER compatibili / Kompatible DRIVER / DRIVERS compatibles

026.238 DRIVER ON/OFF min5,5W max9W 500mA

026.237 DRIVER ON/OFF min11W max18W 500mA

026.254 DRIVER ON/OFF min16,5W max23,5W 500mA

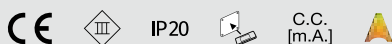
026.300 DRIVER DIM PUSH/0-10V/DALI 23W 500mA

026.187 DRIVER DIM 0-10V 40W 500mA

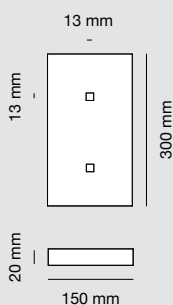
026.185 DRIVER DIM PUSH/DALI 40W 500mA

Accessories / Accessori / Zubehöre / Accessoires

099.142 Emergency Kit / Kit emergenza / Notfall-Kit / Kit d'urgence (P.644)



8903B FLAT DOUBLE



Article code / Codice articolo / Artikelnummer / Code de l'article

DRIVER not included / DRIVER non incluso / DRIVER nicht inbegriffen / DRIVER non inclus

8903B-3040 LED 2x6W-500mA-1000lm-3000K-CRI85

8903B-2740 LED 2x6W-500mA-950lm-2700K-CRI85

8903B-4040 LED 2x6W-500mA-1050lm-4000K-CRI85

Weight / Peso / Gewicht / Poids

1,3 Kg

Materials / Materiali / Materialien / Matériaux

CRISTALY® Paintable / Colorabile / Färbbar / Colorable

Compatible DRIVERS / DRIVER compatibili / Kompatible DRIVER / DRIVERS compatibles

026.237 DRIVER ON/OFF min11W max18W 500mA

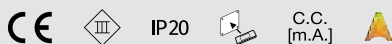
026.300 DRIVER DIM PUSH/0-10V/DALI 23W 500mA

026.187 DRIVER DIM 0-10V 40W 500mA

026.185 DRIVER DIM PUSH/DALI 40W 500mA

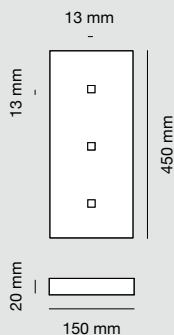
Accessories / Accessori / Zubehöre / Accessoires

099.142 Emergency Kit / Kit emergenza / Notfall-Kit / Kit d'urgence (P.644)



Art.		Ceiling lighting
8903	8914	A plafone
8913	8916E	Deckenleuchten
8904	8902	Plafonniers

8903C FLAT TRIS



Article code / Codice articolo / Artikelnummer / Code de l'article

DRIVER not included / DRIVER non incluso / DRIVER nicht inbegriffen / DRIVER non inclus

8903C-3040 LED 3x6W-500mA-1500lm-3000K-CRI85

8903C-2740 LED 3x6W-500mA-1425lm-2700K-CRI85

8903C-4040 LED 3x6W-500mA-1575lm-4000K-CRI85

Weight / Peso / Gewicht / Poids

1,8 Kg

Materials / Materiali / Materialien / Matériaux

CRISTALY® Paintable / Colorabile / Färbbar / Colorable

Compatible DRIVERS / DRIVER compatibili / Kompatible DRIVER / DRIVERS compatibles

026.254 DRIVER ON/OFF min16,5W max23,5W 500mA

026.300 DRIVER DIM PUSH/0-10V/DALI 23W 500mA

026.187 DRIVER DIM 0-10V 40W 500mA

026.185 DRIVER DIM PUSH/DALI 40W 500mA

Accessories / Accessori / Zubehöre / Accessoires

099.142 Emergency Kit / Kit emergenza / Notfall-Kit / Kit d'urgence (P.644)



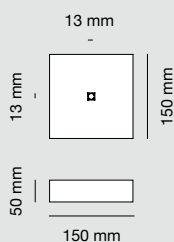
IP20



C.C.
[m.A.]



8903E FLOT



Article code / Codice articolo / Artikelnummer / Code de l'article

DRIVER ON/OFF included / DRIVER ON/OFF incluso / DRIVER ON/OFF inbegriffen / DRIVER ON/OFF inclus

8903E-30130 LED 6W-220-240V-500lm-3000K-CRI85

8903E-27130 LED 6W-220-240V-475lm-2700K-CRI85

8903E-40130 LED 6W-220-240V-525lm-4000K-CRI85

Weight / Peso / Gewicht / Poids

1,05 Kg

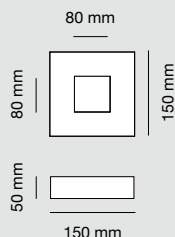
Materials / Materiali / Materialien / Matériaux

CRISTALY® Paintable / Colorabile / Färbbar / Colorable



IP20

8913 FLOT GLASS



Article code / Codice articolo / Artikelnummer / Code de l'article

DRIVER ON/OFF included / DRIVER ON/OFF incluso / DRIVER ON/OFF inbegriffen / DRIVER ON/OFF inclus

8913-30131 LED 11W-220-240V-900lm-3000K-CRI85

8913-27131 LED 11W-220-240V-850lm-2700K-CRI85

8913-40131 LED 11W-220-240V-950lm-4000K-CRI85

Weight / Peso / Gewicht / Poids

1,0 Kg

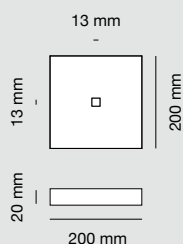
Materials / Materiali / Materialien / Matériaux

CRISTALY® Paintable / Colorabile / Färbbar / Colorable



IP20

8904A FLAT BIG



Article code / Codice articolo / Artikelnummer / Code de l'article

DRIVER not included / DRIVER non incluso / DRIVER nicht inbegriffen / DRIVER non inclus

8904A-3041 LED 11W-900mA-900lm-3000K-CRI85

8904A-2741 LED 11W-900mA-850lm-2700K-CRI85

8904A-4041 LED 11W-900mA-950lm-4000K-CRI85

Weight / Peso / Gewicht / Poids

0,95 Kg

Materials / Materiali / Materialien / Matériaux

CRISTALY® Paintable / Colorabile / Färbbar / Colorable

Compatible DRIVERS / DRIVER compatibili / Kompatible DRIVER / DRIVERS compatibles

026.240 DRIVER ON/OFF min9W max13,5W 900mA

026.257 DRIVER ON/OFF min27W max36W 900mA

026.300 DRIVER DIM PUSH/0-10V/DALI 23W 500mA

026.307 DRIVER DIM PUSH/1-10V/DALI 40.6W 700mA

Accessories / Accessori / Zubehöre / Accessoires

099.142 Emergency Kit / Kit emergenza / Notfall-Kit / Kit d'urgence (P.644)



IP20

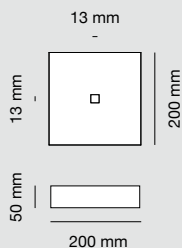


C.C.
[m.A.]



Art.		Ceiling lighting
8903	8914	A plafone
8913	8916E	Deckenleuchten
8904	8902	Plafonniers

8904B FLOT BIG



Article code / Codice articolo / Artikelnummer / Code de l'article

DRIVER ON/OFF included / DRIVER ON/OFF incluso / DRIVER ON/OFF inbegripen / DRIVER ON/OFF inclus

8904B-30131 LED 9W-220-240V-750lm-3000K-CRI85

8904B-27131 LED 9W-220-240V-700lm-2700K-CRI85

8904B-40131 LED 9W-220-240V-800lm-4000K-CRI85

Weight / Peso / Gewicht / Poids

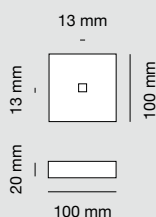
1,65 Kg

Materials / Materiali / Materialien / Matériaux

CRISTALY® Paintable / Colorabile / Färbbar / Colorable



8914A FLATTI



Article code / Codice articolo / Artikelnummer / Code de l'article

DRIVER not included / DRIVER non incluso / DRIVER nicht inbegripen / DRIVER non inclus

8914A-3039 LED 4W-350mA-350lm-3000K-CRI85

8914A-2739 LED 4W-350mA-330lm-2700K-CRI85

8914A-4039 LED 4W-350mA-370lm-4000K-CRI85

Weight / Peso / Gewicht / Poids

0,3 Kg

Materials / Materiali / Materialien / Matériaux

CRISTALY® Paintable / Colorabile / Färbbar / Colorable

Compatible DRIVERS / DRIVER compatibili / Kompatible DRIVER / DRIVERS compatibles

026.324 DRIVER ON/OFF 150-900mA IMPOSTABILE

026.251 DRIVER ON/OFF min6W max8,8W 350mA

026.252 DRIVER ON/OFF min12,6W max18,2W 350mA

026.221 DRIVER ON/OFF min9,8W max35W 350mA

026.236 DRIVER ON/OFF min8,8W max12W 350mA

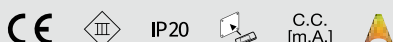
026.300 DRIVER DIM PUSH/0-10V/DALI 16,1W 350mA

026.187 DRIVER DIM 0-10V 35W 350mA

026.185 DRIVER DIM PUSH/DALI 35W 350mA

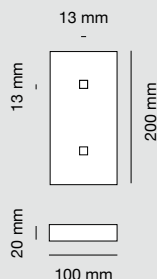
Accessories / Accessori / Zubehöre / Accessoires

099.142 Emergency Kit / Kit emergenza / Notfall-Kit / Kit d'urgence (P.644)



Art.		Ceiling lighting
8903	8914	A plafone
8913	8916E	Deckenleuchten
8904	8902	Plafonniers

8914B FLATTI DOUBLE



Article code / Codice articolo / Artikelnummer / Code de l'article

DRIVER not included / DRIVER non incluso / DRIVER nicht inbegriffen / DRIVER non inclus

8914B-3039 LED 2x4W-350mA-700lm-3000K-CRI85

8914B-2739 LED 2x4W-350mA-660lm-2700K-CRI85

8914B-4039 LED 2x4W-350mA-725lm-4000K-CRI85

Weight / Peso / Gewicht / Poids

0,6 Kg

Materials / Materiali / Materialien / Matériaux

CRISTALY® Paintable / Colorabile / Färbbar / Colorable

Compatible DRIVERS / DRIVER compatibili / Kompatible DRIVER / DRIVERS compatibles

026.251 DRIVER ON/OFF min6W max8,8W 350mA

026.252 DRIVER ON/OFF min12,6W max18,2W 350mA

026.221 DRIVER ON/OFF min9,8W max35W 350mA

026.300 DRIVER DIM PUSH/0-10V/DALI 16,1W 350mA

026.187 DRIVER DIM 0-10V 35W 350mA

026.185 DRIVER DIM PUSH/DALI 35W 350mA

Accessories / Accessori / Zubehöre / Accessoires

099.142 Emergency Kit / Kit emergenza / Notfall-Kit / Kit d'urgence (P.644)



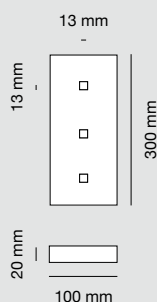
IP20



C.C.
[m.A.]



8914C FLATTI TRIS



Article code / Codice articolo / Artikelnummer / Code de l'article

DRIVER not included / DRIVER non incluso / DRIVER nicht inbegriffen / DRIVER non inclus

8914C-3039 LED 3x4W-350mA-1050lm-3000K-CRI85

8914C-2739 LED 3x4W-350mA-990lm-2700K-CRI85

8914C-4039 LED 3x4W-350mA-1110lm-4000K-CRI85

Weight / Peso / Gewicht / Poids

0,9 Kg

Materials / Materiali / Materialien / Matériaux

CRISTALY® Paintable / Colorabile / Färbbar / Colorable

Compatible DRIVERS / DRIVER compatibili / Kompatible DRIVER / DRIVERS compatibles

026.221 DRIVER ON/OFF min9,8W max35W 350mA

026.236 DRIVER ON/OFF min8,8W max12W 350mA

026.300 DRIVER DIM PUSH/0-10V/DALI 16,1W 350mA

026.187 DRIVER DIM 0-10V 35W 350mA

026.185 DRIVER DIM PUSH/DALI 35W 350mA

Accessories / Accessori / Zubehöre / Accessoires

099.142 Emergency Kit / Kit emergenza / Notfall-Kit / Kit d'urgence (P.644)



IP20

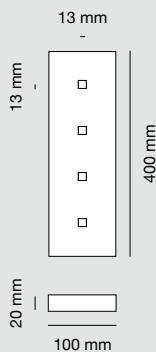


C.C.
[m.A.]



Art.		Ceiling lighting
8903	8914	A plafone
8913	8916E	Deckenleuchten
8904	8902	Plafonniers

8914D FLATTI FOUR



Article code / Codice articolo / Artikelnummer / Code de l'article

DRIVER not included / DRIVER non incluso / DRIVER nicht inbegriffen / DRIVER non inclus

8914D-3039 LED 4x4W-350mA-1400lm-3000K-CRI85

8914D-2739 LED 4x4W-350mA-1320lm-2700K-CRI85

8914D-4039 LED 4x4W-350mA-1480lm-4000K-CRI85

Weight / Peso / Gewicht / Poids

1,2 Kg

Materials / Materiali / Materialien / Matériaux

CRISTALY® Paintable / Colorabile / Färbbar / Colorable

Compatible DRIVERS / DRIVER compatibili / Kompatible DRIVER / DRIVERS compatibles

026.252 DRIVER ON/OFF min12,6W max18,2W 350mA

026.221 DRIVER ON/OFF min9,8W max35W 350mA

026.300 DRIVER DIM PUSH/0-10V/DALI 16,1W 350mA

026.187 DRIVER DIM 0-10V 35W 350mA

026.185 DRIVER DIM PUSH/DALI 35W 350mA

Accessories / Accessori / Zubehöre / Accessoires

099.142 Emergency Kit / Kit emergenza / Notfall-Kit / Kit d'urgence (P.644)



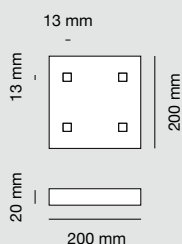
IP20



C.C.
[m.A.]



8914Q FLATTI QUADRO



Article code / Codice articolo / Artikelnummer / Code de l'article

DRIVER not included / DRIVER non incluso / DRIVER nicht inbegriffen / DRIVER non inclus

8914Q-3039 LED 4x4W-350mA-1400lm-3000K-CRI85

8914Q-2739 LED 4x4W-350mA-1320lm-2700K-CRI85

8914Q-4039 LED 4x4W-350mA-1480lm-4000K-CRI85

Weight / Peso / Gewicht / Poids

1,2 Kg

Materials / Materiali / Materialien / Matériaux

CRISTALY® Paintable / Colorabile / Färbbar / Colorable

Compatible DRIVERS / DRIVER compatibili / Kompatible DRIVER / DRIVERS compatibles

026.252 DRIVER ON/OFF min12,6W max18,2W 350mA

026.221 DRIVER ON/OFF min9,8W max35W 350mA

026.300 DRIVER DIM PUSH/0-10V/DALI 16,1W 350mA

026.187 DRIVER DIM 0-10V 35W 350mA

026.185 DRIVER DIM PUSH/DALI 35W 350mA

Accessories / Accessori / Zubehöre / Accessoires

099.142 Emergency Kit / Kit emergenza / Notfall-Kit / Kit d'urgence (P.644)



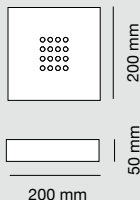
IP20



C.C.
[m.A.]



8916E FLOT ONE



Article code / Codice articolo / Artikelnummer / Code de l'article

DRIVER ON/OFF included / DRIVER ON/OFF incluso / DRIVER ON/OFF inbegriffen / DRIVER ON/OFF inclus

8916E-30133 LED 8W-220-240V-1100lm-3000K-CRI85

8916E-27133 LED 8W-220-240V-1050lm-2700K-CRI85

8916E-40133 LED 8W-220-240V-1150lm-4000K-CRI85

Weight / Peso / Gewicht / Poids

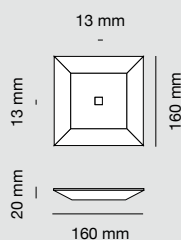
1,4 Kg

Materials / Materiali / Materialien / Matériaux

CRISTALY® Paintable / Colorabile / Färbbar / Colorable



8902A FLIT



Article code / Codice articolo / Artikelnummer / Code de l'article

DRIVER not included / DRIVER non incluso / DRIVER nicht inbegriffen / DRIVER non inclus

8902A-3039 LED 4W-350mA-350lm-3000K-CRI85

8902A-2739 LED 4W-350mA-330lm-2700K-CRI85

8902A-4039 LED 4W-350mA-370lm-4000K-CRI85

Weight / Peso / Gewicht / Poids

0,5 Kg

Materials / Materiali / Materialien / Matériaux

CRISTALY® Paintable / Colorabile / Färbbar / Colorable

Compatible DRIVERS / DRIVER compatibili / Kompatible DRIVER / DRIVERS compatibles

026.324 DRIVER ON/OFF 150-900mA IMPOSTABILE

026.251 DRIVER ON/OFF min6W max8,8W 350mA

026.252 DRIVER ON/OFF min12,6W max18,2W 350mA

026.221 DRIVER ON/OFF min9,8W max35W 350mA

026.236 DRIVER ON/OFF min8,8W max12W 350mA

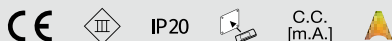
026.300 DRIVER DIM PUSH/0-10V/DALI 16,1W 350mA

026.187 DRIVER DIM 0-10V 35W 350mA

026.185 DRIVER DIM PUSH/DALI 35W 350mA

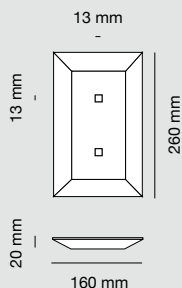
Accessories / Accessori / Zubehöre / Accessoires

099.142 Emergency Kit / Kit emergenza / Notfall-Kit / Kit d'urgence (P.644)



Art.		Ceiling lighting
8903	8914	A plafone
8913	8916E	Deckenleuchten
8904	8902	Plafonniers

8902B FLIT DOUBLE



Article code / Codice articolo / Artikelnummer / Code de l'article

DRIVER not included / DRIVER non incluso / DRIVER nicht inbegriffen / DRIVER non inclus

8902B-3039 LED 2x4W-350mA-700lm-3000K-CRI85

8902B-2739 LED 2x4W-350mA-660lm-2700K-CRI85

8902B-4039 LED 2x4W-350mA-725lm-4000K-CRI85

Weight / Peso / Gewicht / Poids

0,8 Kg

Materials / Materiali / Materialien / Matériaux

CRISTALY® Paintable / Colorabile / Färbbar / Colorable

Compatible DRIVERS / DRIVER compatibili / Kompatible DRIVER / DRIVERS compatibles

026.251 DRIVER ON/OFF min6W max8,8W 350mA

026.252 DRIVER ON/OFF min12,6W max18,2W 350mA

026.221 DRIVER ON/OFF min9,8W max35W 350mA

026.300 DRIVER DIM PUSH/0-10V/DALI 16,1W 350mA

026.187 DRIVER DIM 0-10V 35W 350mA

026.185 DRIVER DIM PUSH/DALI 35W 350mA

Accessories / Accessori / Zubehöre / Accessoires

099.142 Emergency Kit / Kit emergenza / Notfall-Kit / Kit d'urgence (P.644)



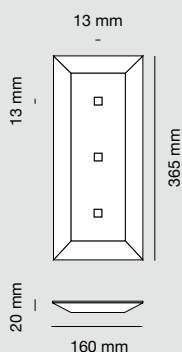
IP20



C.C.
[m.A.]



8902C FLIT TRIS



Article code / Codice articolo / Artikelnummer / Code de l'article

DRIVER not included / DRIVER non incluso / DRIVER nicht inbegriffen / DRIVER non inclus

8902C-3039 LED 3x4W-350mA-1050lm-3000K-CRI85

8902C-2739 LED 3x4W-350mA-990lm-2700K-CRI85

8902C-4039 LED 3x4W-350mA-1110lm-4000K-CRI85

Weight / Peso / Gewicht / Poids

1,1 Kg

Materials / Materiali / Materialien / Matériaux

CRISTALY® Paintable / Colorabile / Färbbar / Colorable

Compatible DRIVERS / DRIVER compatibili / Kompatible DRIVER / DRIVERS compatibles

026.236 DRIVER ON/OFF min8,8W max12W 350mA

026.221 DRIVER ON/OFF min9,8W max35W 350mA

026.300 DRIVER DIM PUSH/0-10V/DALI 16,1W 350mA

026.187 DRIVER DIM 0-10V 35W 350mA

026.185 DRIVER DIM PUSH/DALI 35W 350mA

Accessories / Accessori / Zubehöre / Accessoires

099.142 Emergency Kit / Kit emergenza / Notfall-Kit / Kit d'urgence (P.644)



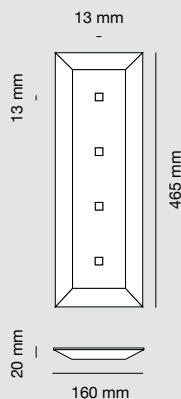
IP20



C.C.
[m.A.]



8902D FLIT FOUR



Article code / Codice articolo / Artikelnummer / Code de l'article

DRIVER not included / DRIVER non incluso / DRIVER nicht inbegriffen / DRIVER non inclus

8902D-3039 LED 4x4W-350mA-1400lm-3000K-CRI85

8902D-2739 LED 4x4W-350mA-1320lm-2700K-CRI85

8902D-4039 LED 4x4W-350mA-1480lm-4000K-CRI85

Weight / Peso / Gewicht / Poids

1,5 Kg

Materials / Materiali / Materialien / Matériaux

CRISTALY® Paintable / Colorabile / Färbbar / Colorable

Compatible DRIVERS / DRIVER compatibili / Kompatible DRIVER / DRIVERS compatibles

026.252 DRIVER ON/OFF min12,6W max18,2W 350mA

026.221 DRIVER ON/OFF min9,8W max35W 350mA

026.300 DRIVER DIM PUSH/0-10V/DALI 16,1W 350mA

026.187 DRIVER DIM 0-10V 35W 350mA

026.185 DRIVER DIM PUSH/DALI 35W 350mA

Accessories / Accessori / Zubehöre / Accessoires

099.142 Emergency Kit / Kit emergenza / Notfall-Kit / Kit d'urgence (P.644)



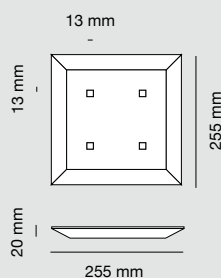
IP20



C.C. [m.A.]



8902Q FLIT QUADRO



Article code / Codice articolo / Artikelnummer / Code de l'article

DRIVER not included / DRIVER non incluso / DRIVER nicht inbegriffen / DRIVER non inclus

8902Q-3039 LED 4x4W-350mA-1400lm-3000K-CRI85

8902Q-2739 LED 4x4W-350mA-1320lm-2700K-CRI85

8902Q-4039 LED 4x4W-350mA-1480lm-4000K-CRI85

Weight / Peso / Gewicht / Poids

1,2 Kg

Materials / Materiali / Materialien / Matériaux

CRISTALY® Paintable / Colorabile / Färbbar / Colorable

Compatible DRIVERS / DRIVER compatibili / Kompatible DRIVER / DRIVERS compatibles

026.252 DRIVER ON/OFF min12,6W max18,2W 350mA

026.221 DRIVER ON/OFF min9,8W max35W 350mA

026.300 DRIVER DIM PUSH/0-10V/DALI 16,1W 350mA

026.187 DRIVER DIM 0-10V 35W 350mA

026.185 DRIVER DIM PUSH/DALI 35W 350mA

Accessories / Accessori / Zubehöre / Accessoires

099.142 Emergency Kit / Kit emergenza / Notfall-Kit / Kit d'urgence (P.644)



IP20



C.C. [m.A.]



Art.		Ceiling lighting
8903	8914	A plafone
8913	8916E	Deckenleuchten
8904	8902	Plafonniers

8943D BANISTER SMALL
8943H BANISTER
8943N BANISTER BIG
8943O BANISTER QUADRO
8947 PRISMA CUBO
8948 NUVÒ CUBO

Designed by 9010novantadiecì

EN The ceiling lamps of this series are characterized by a parallelepiped-shaped design, suitable for ensuring comfortable lighting in a wide range of environments. CRISTALY® furnishings emit direct downward light, achieving luminous combinations that provide optimal visual comfort.

IT Le lampade a soffitto di questa serie sono distinte da un design a forma di parallelepipedo, adatto a garantire un'illuminazione confortevole in una vasta gamma di ambienti. Gli apparecchi in CRISTALY® emettono luce diretta verso il basso per ottenere combinazioni luminose che donano un comfort visivo ottimale.

DE Die Deckenleuchten dieser Serie stechen durch ihr parallelepipedförmiges Design hervor, das sich besonders dazu eignet, in einer Vielzahl von Räumlichkeiten für eine komfortable Beleuchtung zu sorgen. Die Beleuchtungsobjekte aus CRISTALY® geben ein direktes Licht nach unten ab, um Lichtkombinationen zu erzielen, die einen optimalen Sichtkomfort bieten.

FR Les plafonniers de cette série se distinguent par un design parallélépipédique, offrant un éclairage confortable dans un large éventail de contextes. Les luminaires en CRISTALY® émettent la lumière directement vers le bas, ils offrent ainsi un confort visuel optimal.





Art. 8943N

Art. 8943D



Art. 8943H



Art.
8943
8947
8948

Ceiling lighting
A plafone
Deckenleuchten
Plafonniers



Art. 8948



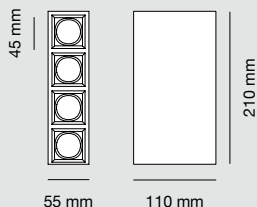
Art. 8947

- Adjustable spotlight 360°
- Lampadina orientabile di 360°
- Schwenkbares Leuchtmittel 360°
- Ampoule pivotante 360°



- | | |
|------|------------------|
| Art. | Ceiling lighting |
| 8943 | A plafone |
| 8947 | Deckenleuchten |
| 8948 | Plafonniers |

8943D BANISTER SMALL



Article code / Codice articolo / Artikelnummer / Code de l'article

Bulb not included / Lampadina non inclusa / Leuchtmittel nicht inbegriffen / Ampoule non incluse

8943D-35 GU10 ø35 MAX 4x5W-240V

Weight / Peso / Gewicht / Poids

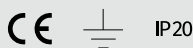
1,2 Kg

Materials / Materiali / Materialien / Matériaux

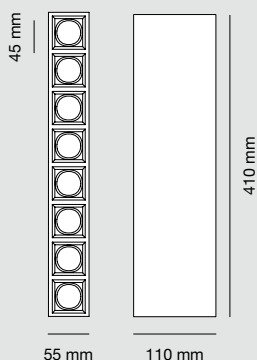
CRISTALY® Paintable / Colorabile / Färbbar / Colorable

Accessories / Accessori / Zubehöre / Accessoires

L007 GU10 ø35 mm LED 4W-220-240V



8943H BANISTER



Article code / Codice articolo / Artikelnummer / Code de l'article

Bulb not included / Lampadina non inclusa / Leuchtmittel nicht inbegriffen / Ampoule non incluse

8943H-35 GU10 ø35 MAX 8x5W-240V

Weight / Peso / Gewicht / Poids


2,3 Kg

Materials / Materiali / Materialien / Matériaux

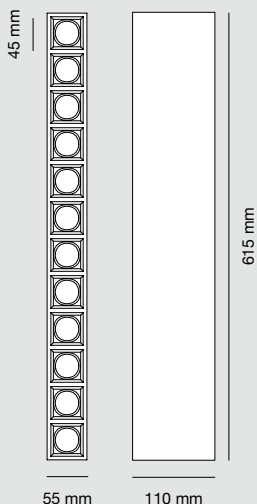
CRISTALY® Paintable / Colorabile / Färbbar / Colorable

Accessories / Accessori / Zubehöre / Accessoires

L007 GU10 ø35 mm LED 4W-220-240V



8943N BANISTER BIG



Article code / Codice articolo / Artikelnummer / Code de l'article

Bulb not included / Lampadina non inclusa / Leuchtmittel nicht inbegriffen / Ampoule non incluse
8943N-35 GU10 ø35 MAX 12x5W-240V

Weight / Peso / Gewicht / Poids

3,4 Kg

Materials / Materiali / Materialien / Matériaux

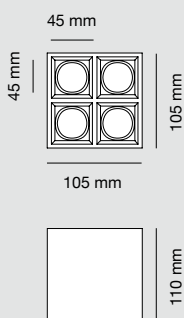
CRISTALY® Paintable / Colorabile / Färbbar / Colorable

Accessories / Accessori / Zubehöre / Accessoires

L007 GU10 ø35 mm LED 4W-220-240V



8943O BANISTER QUADRO



Article code / Codice articolo / Artikelnummer / Code de l'article

Bulb not included / Lampadina non inclusa / Leuchtmittel nicht inbegriffen / Ampoule non incluse
8943O-35 GU10 ø35 MAX 4x5W-240V

Weight / Peso / Gewicht / Poids

0,9 Kg

Materials / Materiali / Materialien / Matériaux


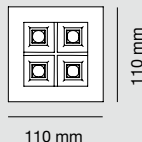
CRISTALY® Paintable / Colorabile / Färbbar / Colorable

Accessories / Accessori / Zubehöre / Accessoires

L007 GU10 ø35 mm LED 4W-220-240V



8947 PRISMA CUBO



Article code / Codice articolo / Artikelnummer / Code de l'article

DRIVER not included / DRIVER non incluso / DRIVER nicht inbegriffen / DRIVER non inclus

8947-30169 LED 8W-350mA-1000lm-3000K-CRI90

8947-27169 LED 8W-350mA-950lm-2700K-CRI90

8947-40169 LED 8W-350mA-1050lm-4000K-CRI90

Weight / Peso / Gewicht / Poids

1,0 Kg

Materials / Materiali / Materialien / Matériaux

CRISTALY® Paintable / Colorabile / Färbbar / Colorable

Compatible DRIVERS / DRIVER compatibili / Kompatible DRIVER / DRIVERS compatibles

Electrical part / Parte elettrica / Elektrischen Teil / Partie électrique: 8W-350mA

026.251 DRIVER ON/OFF min6W max8,8W 350mA

026.252 DRIVER ON/OFF min12,6W max18,2W 350mA

026.221 DRIVER ON/OFF min9,8W max35W 350mA

026.300 DRIVER DIM PUSH/0-10V/DALI 16,1W 350mA

026.187 DRIVER DIM 0-10V 35W 350mA

026.185 DRIVER DIM PUSH/DALI 35W 350mA

Accessories / Accessori / Zubehöre / Accessoires

099.142 Emergency Kit / Kit emergenza / Notfall-Kit / Kit d'urgence (P.644)



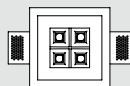
IP20



C.C.
[m.A.]



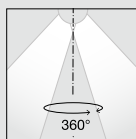

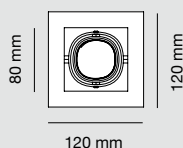
Range Collection / Collezione / Range-Kollektion / Collection Range



Art. 4256

(P.173)

8948 NUVÒ CUBO



Article code / Codice articolo / Artikelnummer / Code de l'article

Bulb not included / Lampadina non inclusa / Leuchtmittel nicht inbegriffen / Ampoule non incluse

8948-35 GU10 ø50 MAX 10W-240V

Weight / Peso / Gewicht / Poids

1,3 Kg

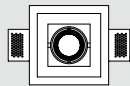
Materials / Materiali / Materialien / Matériaux

CRISTALY® Paintable / Colorabile / Färbbar / Colorable



IP20

Range Collection / Collezione / Range-Kollektion / Collection Range



Art. 4246A

(P.183)

Art.
8943
8947
8948

Ceiling lighting
A plafone
Deckenleuchten
Plafonniers

8956A INTARSIO

8956B INTARSIO SEMI

8956C INTARSIO OPEN

8956D INTAGLIO

8956E INTAGLIO SEMI

8956F INTAGLIO OPEN

Designed by 9010novantadieci

EN The collection of modular LED INTAGLIO and INTARSIO ceiling lights consists of modular profiles made of ALUMITE® and CRISTALY® that allow one to create unique and customizable configurations. The linear and geometric design of the ceiling lights, which creates a beam of light, combines perfectly with the versatility of the product.

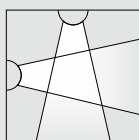
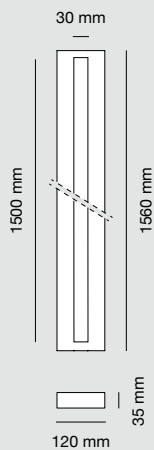
IT La collezione di plafoniere INTAGLIO ed INTARSIO a LED modulare è composta da profili componibili in ALUMITE® e CRISTALY® che permettono di creare configurazioni uniche e personalizzabili. Il design lineare e geometrico delle plafoniere, che creano un fascio di luce, si combina perfettamente con la versatilità del prodotto.

DE Die modulare LED-Deckenleuchtenkollektion INTAGLIO und INTARSIO besteht aus zusammenbaubaren Profilen aus ALUMITE® und CRISTALY®, mit denen einzigartige und individuell gestaltbare Konfigurationen geschaffen werden können. Das lineare geometrische Design der Deckenleuchten, die einen Lichtkegel bilden, kombiniert sich perfekt mit der Vielseitigkeit des Produkts.

FR La collection de plafonniers à LED modulaire INTAGLIO et INTARSIO est composée de profilés à composer en ALUMITE® et CRISTALY® qui permettent de créer des personnalisations uniques. Le design linéaire et géométrique des plafonniers, qui créent un faisceau de lumière, s'associe parfaitement à la polyvalence du produit.



Ceiling lighting
A plafone
Deckenleuchten
Plafonniers

**Article code / Codice articolo / Artikelnummer / Code de l'article**

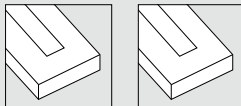
Without electrical part / Senza parte elettrica / Ohne elektrischen Teil / Sans partie électrique
 8956A-00 LED= MAX 26W/m

Weight / Peso / Gewicht / Poids

7,2 Kg

Materials / Materiali / Materialien / Matériaux

CRISTALY® Paintable / Colorabile / Färbbar / Colorable

With endcaps / Con testate di chiusura / Mit Endkappen / Avec tête de fermeture**Accessories / Accessori / Zubehöre / Accessoires**

LED Strip (P.632)

029.012.300 Opal plastic cover replacement part / Ricambio schermo opalino 3020±10 mm
 Abdeckung in Opalen-Kunststoff Ersatzteil / Diffuseur opal pièce de rechange 3020±10 mm





Article code / Codice articolo / Artikelnummer / Code de l'article

Without electrical part / Senza parte elettrica / Ohne elektrischen Teil / Sans partie électrique
 8956B-00 LED= MAX 26W/m

Weight / Peso / Gewicht / Poids

7,05 Kg

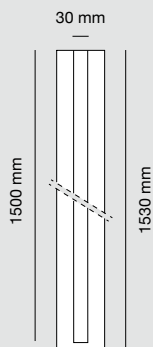
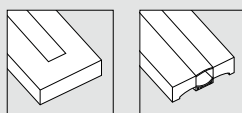
Materials / Materiali / Materialien / Matériaux

CRISTALY® Paintable / Colorabile / Färbbar / Colorable

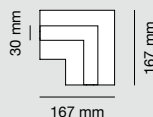
Cover / Schermo / Schutzschirm aus / Écran

Screen in opal methacrylate / Schermo in metacrilato opalino goffrato
 Abdeckung aus Opal-Methacrylat / Couverture opale en methacrylate

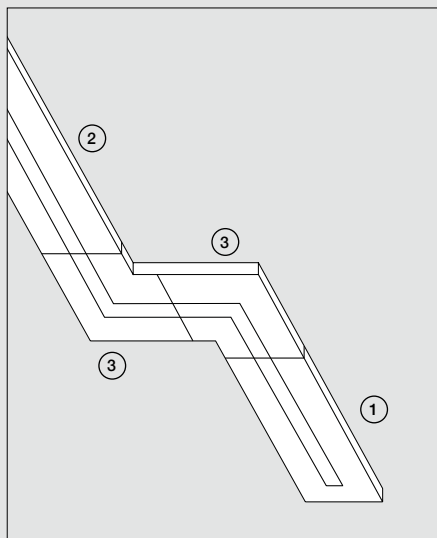
One side open / Aperta da un lato / Eine Seite geöffnet / Un côté ouvert



8956K-00



Example of a composition / Esempio di composizione / Kompositionsbeispiel / Exemple de composition



- | | | |
|---|-------|--|
| 1 | 8956B | One side open
Aperta da un lato
Eine Seite geöffnet
Un côté ouvert |
| 2 | 8956C | Without endcaps
Senza Testate
Ohne Endkappen
Sans tête de fermeture |
| 3 | 8956K | L connection (accessory)
Connessione a L (accessorio)
L Verbindungsteile (Zubehör)
Connexion à L (accessoire) |

Accessories / Accessori / Zubehöre / Accessoires

LED Strip (P.632)

029.012.300 Opal plastic cover replacement part / Ricambio schermo opalino

Abdeckung in Opalen-Kunststoff Ersatzteil / Diffuseur opal pièce de rechange

TGC Custom Cut / Taglio a misura / Zuschnitt / Coupe personnalisée

8956K-00 Corner accessory / Particolare ad angolo / Ecke Zubehörteile / Accessoire Angle

Weight / Peso / Gewicht / Poids: 0,85 Kg





Article code / Codice articolo / Artikelnummer / Code de l'article

Without electrical part / Senza parte elettrica / Ohne elektrischen Teil / Sans partie électrique
 8956C-00 LED= MAX 26W/m

Weight / Peso / Gewicht / Poids

6,9 Kg


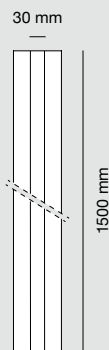
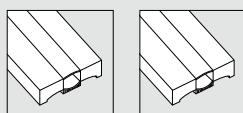
Materials / Materiali / Materialien / Matériaux

CRISTALY® Paintable / Colorabile / Färbbar / Colorable

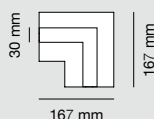
Cover / Schermo / Schutzschirm aus / Écran

Screen in opal methacrylate / Schermo in metacrilato opalino gofrato
 Abdeckung aus Opal-Methacrylat / Couverture opale en methacrylate

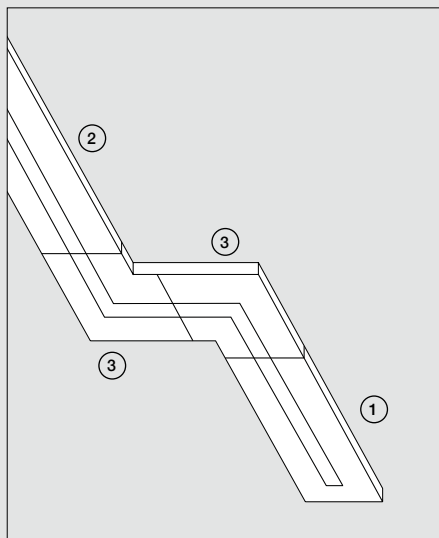
Without endcaps / Senza testate di chiusura / Ohne Endkappen / Sans tête de fermeture



8956K-00



Example of a composition / Esempio di composizione / Kompositionsbeispiel / Exemple de composition



- | | | |
|---|-------|--|
| 1 | 8956B | One side open
Aperta da un lato
Eine Seite geöffnet
Un côté ouvert |
| 2 | 8956C | Without endcaps
Senza Testate
Ohne Endkappen
Sans tête de fermeture |
| 3 | 8956K | L connection (accessory)
Connessione a L (accessorio)
L Verbindungsteile (Zubehör)
Connexion à L (accessoire) |

Accessories / Accessori / Zubehöre / Accessoires

LED Strip (P.632)

029.012.300 Opal plastic cover replacement part / Ricambio schermo opalino 3020±10 mm

Abdeckung in Opalen-Kunststoff Ersatzteil / Diffuseur opal pièce de rechange 3020±10 mm

TGC Custom Cut / Taglio a misura / Zuschnitt / Coupe personnalisée

8956K-00 Corner accessory / Particolare ad angolo / Ecke Zubehörteile / Accessoire Angle

Weight / Peso / Gewicht / Poids: 0,85 Kg





Article code / Codice articolo / Artikelnummer / Code de l'article

Without electrical part / Senza parte elettrica / Ohne elektrischen Teil / Sans partie électrique
8956D-00 LED= MAX 18W/m

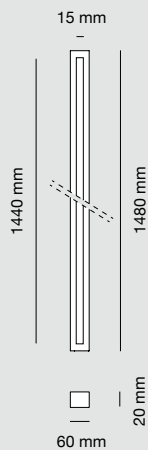
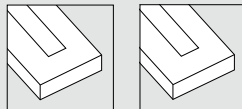
Weight / Peso / Gewicht / Poids

2,65 Kg

Materials / Materiali / Materialien / Matériaux

CRISTALY® Paintable / Colorabile / Färbbar / Colorable

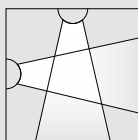
With endcaps / Con testate di chiusura / Mit Endkappen / Avec tête de fermeture

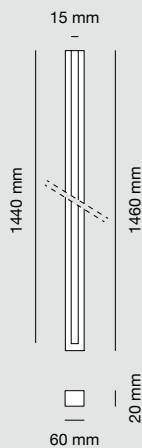


Accessories / Accessori / Zubehöre / Accessoires

LED Strip (P632)

029.012.300 Opal plastic cover replacement part / Ricambio schermo opalino 3020±10 mm
Abdeckung in Opalen-Kunststoff Ersatzteil / Diffuseur opal pièce de rechange 3020±10 mm



**Article code / Codice articolo / Artikelnummer / Code de l'article**

Without electrical part / Senza parte elettrica / Ohne elektrischen Teil / Sans partie électrique
8956E-00 LED= MAX 18W/m

Weight / Peso / Gewicht / Poids

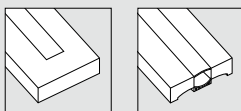
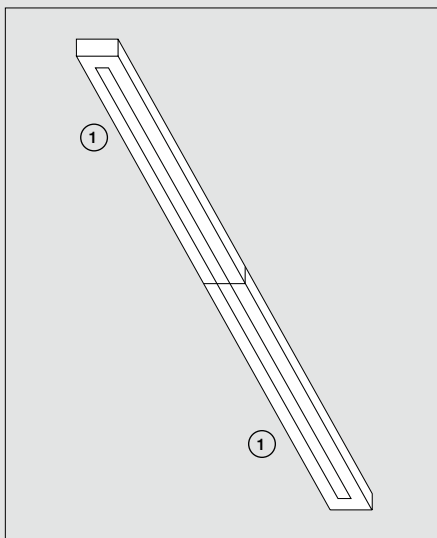
2,65 Kg

Materials / Materiali / Materialien / Matériaux

CRISTALY® Paintable / Colorabile / Färbbar / Colorable

Cover / Schermo / Schutzschirm aus / Écran

Screen in opal methacrylate / Schermo in metacrilato opalino gofrato
Abdeckung aus Opal-Methacrylat / Couverture opale en methacrylate

One side open / Aperta da un lato / Eine Seite geöffnet / Un côté ouvert**Example of a composition / Esempio di composizione / Kompositionsbeispiel / Exemple de composition**

1	8956E	One side open Aperta da un lato Eine Seite geöffnet Un côté ouvert
---	-------	---

Accessories / Accessori / Zubehöre / Accessoires

LED Strip (P.632)

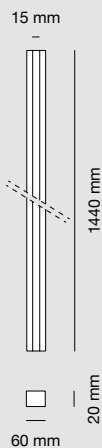
029.010.300 Opal plastic cover replacement part / Ricambio schermo opalino 3020±10 mm

Abdeckung in Opalen-Kunststoff Ersatzteil / Diffuseur opal pièce de rechange 3020±10 mm

TGC Custom Cut / Taglio a misura / Zuschnitt / Coupe personnalisée



8956F INTAGLIO OPEN



Article code / Codice articolo / Artikelnummer / Code de l'article

Without electrical part / Senza parte elettrica / Ohne elektrischen Teil / Sans partie électrique
 8956F-00 LED= MAX 18W/m

Weight / Peso / Gewicht / Poids

2,65 Kg

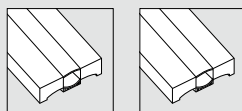
Materials / Materiali / Materialien / Matériaux

CRISTALY® Paintable / Colorabile / Färbbar / Colorable

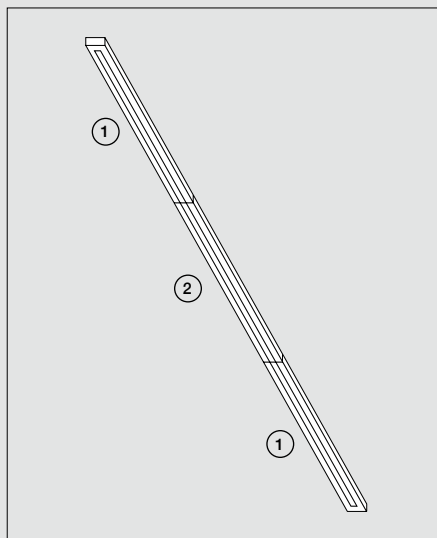
Cover / Schermo / Schutzschirm aus / Écran

Screen in opal methacrylate / Schermo in metacrilato opalino goffrato
 Abdeckung aus Opal-Methacrylat / Couverture opale en methacrylate

Without endcaps / Senza testate di chiusura / Ohne Endkappen / Sans tête de fermeture



Example of a composition / Esempio di composizione / Kompositionsbeispiel / Exemple de composition



1	8956E	One side open Aperta da un lato Eine Seite geöffnet Un côté ouvert
2	8956F	Without endcaps Senza testate di chiusura Ohne Endkappen Sans tête de fermeture

Accessories / Accessori / Zubehöre / Accessoires

LED Strip (P632)

029.010.300 Opal plastic cover replacement part / Ricambio schermo opalino 3020±10 mm

Abdeckung in Opalen-Kunststoff Ersatzteil / Diffuseur opal pièce de rechange 3020±10 mm

TGC Custom Cut / Taglio a misura / Zuschnitt / Coupe personnalisée



HANGING LAMPS
SOSPENSIONI
PENDELLEUCHTEN
SUSPENSIONS



5503A ASSO

5503B ASSO BIG

5503D ASSO TRI

Designed by 9010novantadiecì

EN The ASSO line offers a modern design that makes it extremely versatile. The collection's suspended lamps guarantee quality lighting and lend a touch of personality to the interior. Its colourable cylindrical body is accompanied by cables for installation that can be customized in different colours.

IT La linea ASSO propone un design attuale che la rende estremamente versatile. Le lampade a sospensione della collezione garantiscono un'illuminazione di qualità e un tocco di personalità agli interni. Il corpo colorabile di forma cilindrica viene accompagnato da cavi per l'installazione personalizzabili in diversi colori.

DE Die Linie ASSO besticht durch ihr aktuelles Design, das sie besonders vielseitig einsetzbar macht. Die Hängelampen der Kollektion gewährleisten eine qualitativ hochwertige Beleuchtung und verleihen jedem Innenraum einen Hauch von Charakter. Der färbbare zylindrische Körper wird von Installationskabeln begleitet, die in verschiedenen Farben erhältlich sind.

FR La ligne ASSO offre un design contemporain qui la rend extrêmement polyvalente. Les lampes suspendues de la collection fournissent un éclairage de qualité et ajoutent une touche de personnalité aux intérieurs. Le corps colorable à la forme cylindrique est fourni avec des câbles d'installation personnalisables en différentes couleurs.



Art. 5503A

Private house - Naarden, Netherlands
Arch. Kraal architecten
Ph. Ed van Rijswijk

Art. 5503B



Art.
5503

Hanging lamps
Sospensioni
Pendelleuchten
Suspensions



Art. 5503D

Art. 5503D



Art.
5503

Hanging lamps
Sospensioni
Pendelleuchten
Suspensions

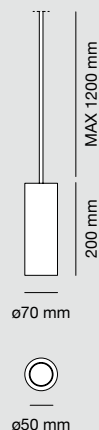


Art. 5503A



Art. 5503A

5503A ASSO



Article code / Codice articolo / Artikelnummer / Code de l'article

Bulb not included / Lampadina non inclusa / Leuchtmittel nicht inbegriffen / Ampoule non incluse
5503A-35 GU10 ø50 MAX 10W-240V

Weight / Peso / Gewicht / Poids

1,0 Kg

Materials / Materiali / Materialien / Matériaux

CRISTALY® Paintable / Colorabile / Färbbar / colorable

In the packaging / Nella confezione / Im Paket enthalten / Inclus dans le paquet

- Transparent PVC cable (MAX 1200) / Cavo PVC trasparente (MAX 1200)
 Transparentes PVC-Kabel (MAX 1200) / Câble PVC transparent (MAX 1200)

Rosoni / Ceiling Rose / Rosetten / Rosaces

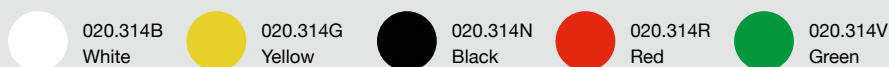
P.488-491 Decorative ceiling roses / Rosoni decorativi / Dekorativen Rosetten / Rosaces décoratives
 P.494-496 Recessed ceiling roses / Rosoni a scomparsa / Einbau Deckenrosette / Rosace encastré
 P.498-500 Ceiling rose / Rosoni ad appoggio / Deckenrosette / Rosace Plafond

Accessories / Accessori / Zubehöre / Accessoires

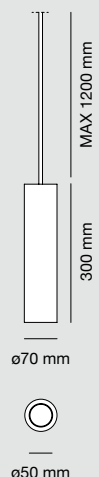
Coloured cables / Cavi colorati / Farbigen kabeln / Câbles colorés:

Section of the cable mm 5 cable length m 1.3 / Sezione del cavo mm 5 lunghezza cavo m 1.3

Kabelabschnitt mm 5 Kabellänge m 1.3 / Section du câble mm 5 longueur du câble m 1.3



5503B ASSO BIG



Article code / Codice articolo / Artikelnummer / Code de l'article

Bulb not included / Lampadina non inclusa / Leuchtmittel nicht inbegriffen / Ampoule non incluse
5503B-35 GU10 ø50 MAX 10W-240V

Weight / Peso / Gewicht / Poids

1,5 Kg

Materials / Materiali / Materialien / Matériaux

CRISTALY® Paintable / Colorabile / Färbbar / colorable

In the packaging / Nella confezione / Im Paket enthalten / Inclus dans le paquet

- Transparent PVC cable (MAX 1200) / Cavo PVC trasparente (MAX 1200)
 Transparentes PVC-Kabel (MAX 1200) / Câble PVC transparent (MAX 1200)

Rosoni / Ceiling Rose / Rosetten / Rosaces

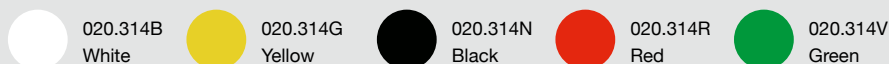
P.488-491 Decorative ceiling roses / Rosoni decorativi / Dekorativen Rosetten / Rosaces décoratives
 P.494-496 Recessed ceiling roses / Rosoni a scomparsa / Einbau Deckenrosette / Rosace encastré
 P.498-500 Ceiling rose / Rosoni ad appoggio / Deckenrosette / Rosace Plafond

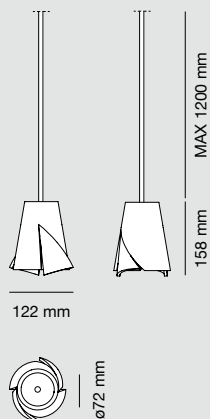
Accessories / Accessori / Zubehöre / Accessoires

Coloured cables / Cavi colorati / Farbigen kabeln / Câbles colorés:

Section of the cable mm 5 cable length m 1.3 / Sezione del cavo mm 5 lunghezza cavo m 1.3

Kabelabschnitt mm 5 Kabellänge m 1.3 / Section du câble mm 5 longueur du câble m 1.3



**Article code / Codice articolo / Artikelnummer / Code de l'article**

Bulb not included / Lampadina non inclusa / Leuchtmittel nicht inbegriffen / Ampoule non incluse
 5503D-35 GU10 ø50 MAX 10W-240V

Weight / Peso / Gewicht / Poids

1,0 Kg

Materials / Materiali / Materialien / Matériaux

CRISTALY® Paintable / Colorabile / Färbbar / colorable

In the packaging / Nella confezione / Im Paket enthalten / Inclus dans le paquet

- Transparent PVC cable (MAX 1200) / Cavo PVC trasparente (MAX 1200)
 Transparentes PVC-Kabel (MAX 1200) / Câble PVC transparent (MAX 1200)

Rosoni / Ceiling Rose / Rosetten / Rosaces

- P.488-491 Decorative ceiling roses / Rosoni decorativi / Dekorativen Rosetten / Rosaces décoratives
 P.494-496 Recessed ceiling roses / Rosoni a scomparsa / Einbau Deckenrosette / Rosace encastré
 P.498-500 Ceiling rose / Rosoni ad appoggio / Deckenrosette / Rosace Plafond

Accessories / Accessori / Zubehöre / Accessoires

Coloured cables / Cavi colorati / Farbigen kabeln / Câbles colorés:

Section of the cable mm 5 cable length m 1.3 / Sezione del cavo mm 5 lunghezza cavo m 1.3

Kabelabschnitt mm 5 Kabellänge m 1.3 / Section du câble mm 5 longueur du câble m 1.3



020.314B
White



020.314G
Yellow



020.314N
Black



020.314R
Red



020.314V
Green



IP20

5507A SCOPIO SMALL

5507B SCOPIO

5507C SCOPIO BIG

Designed by 9010novantadiecì

EN The SCOPIO collection's design is an elegant option that highlights the details of the environment. These narrow cylindrical shaped suspended lamps of different lengths are made of CRISTALY® and can be installed with cables of different colours.

IT Il design della collezione SCOPIO è un'opzione elegante per mettere in risalto i dettagli dell'ambiente. Le lampade a sospensione dalla forma cilindrica stretta, in diverse lunghezze, sono realizzate in CRISTALY® e possono essere installate con cavi di diverse colorazioni.

DE Das Design der Kollektion SCOPIO ist eine elegante Option, um spezifische Raumdetaìls hervorzuheben. Die Hängelampen weisen eine schmale zylindrische Form und verschiedene Längen auf, sind aus CRISTALY® gefertigt und können mit verschiedenfarbigen Kabeln installiert werden.

FR Le design de la collection SCOPIO est une option élégante pour souligner les détails d'une pièce. Les luminaires suspendus cylindriques étroits de différentes longueurs sont fabriqués en CRISTALY® et peuvent être installés avec des fils de différentes couleurs.



Art. 5507A

Private house - Saint Tropez, France
Morphose Architecture

Art. 5507B



Art.
5507

Hanging lamps
Sospensioni
Pendelleuchten
Suspensions

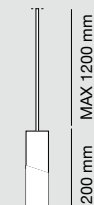


Art. 5507C



Art.
5507

Hanging lamps
Sospensioni
Pendelleuchten
Suspensions



ø30 mm



ø16 mm

Article code / Codice articolo / Artikelnummer / Code de l'article

DRIVER not included / DRIVER non incluso / DRIVER nicht inbegriffen / DRIVER non inclus

5507A-3039 LED 4W-350mA-350lm-3000K-CRI85

5507A-2739 LED 4W-350mA-330lm-2700K-CRI85

5507A-4039 LED 4W-350mA-370lm-4000K-CRI85

Weight / Peso / Gewicht / Poids

0,3 Kg

Materials / Materiali / Materialien / Matériaux

CRISTALY® Paintable / Colorabile / Färbbar / colorable

Compatible Drivers / Driver compatibili / Kompatible Driver / Drivers compatibles

- 026.324 DRIVER ON/OFF 150-900mA IMPOSTABILE
- 026.251 DRIVER ON/OFF min6W max8,8W 350mA
- 026.252 DRIVER ON/OFF min12,6W max18,2W 350mA
- 026.221 DRIVER ON/OFF min9,8W max35W 350mA
- 026.236 DRIVER ON/OFF min8,8W max12W 350mA
- 026.300 DRIVER DIM PUSH/0-10V/DALI 16,1W 350mA
- 026.187 DRIVER DIM 0-10V 35W 350mA
- 026.185 DRIVER DIM PUSH/DALI 35W 350mA DRIVER
- 026.301 DIM PUSH/0-10V/DALI 24W 24Vdc

In the packaging / Nella confezione / Im Paket enthalten / Inclus dans le paquet

- Transparent PVC cable (MAX 1200) / Cavo PVC trasparente (MAX 1200)
Transparentes PVC-Kabel (MAX 1200) / Câble PVC transparent (MAX 1200)

Rosoni / Ceiling Rose / Rosetten / Rosaces

- P.488-491 Decorative ceiling roses / Rosoni decorativi / Dekorativen Rosetten / Rosaces décoratives
- P.494-496 Recessed ceiling roses / Rosoni a scomparsa / Einbau Deckenrosette / Rosace encastré
- P.498-500 Ceiling rose / Rosoni ad appoggio / Deckenrosette / Rosace Plafond





Accessories / Accessori / Zubehöre / Accessoires

- 099.142 Emergency Kit / Kit emergenza / Notfall-Kit / Kit d'urgence (P.644)

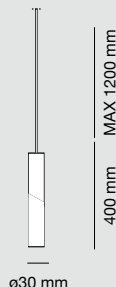
Coloured cables / Cavi colorati / Farbigen kabeln / Câbles colorés:

Section of the cable mm 5 cable length m 1.3 / Sezione del cavo mm 5 lunghezza cavo m 1.3

Kabelabschnitt mm 5 Kabellänge m 1.3 / Section du câble mm 5 longueur du câble m 1.3

-  020.314B
White
-  020.314G
Yellow
-  020.314N
Black
-  020.314R
Red
-  020.314V
Green



**Article code / Codice articolo / Artikelnummer / Code de l'article**

DRIVER not included / DRIVER non incluso / DRIVER nicht inbegriffen / DRIVER non inclus

5507B-3039 LED 4W-350mA-350lm-3000K-CRI85

5507B-2739 LED 4W-350mA-330lm-2700K-CRI85

5507B-4039 LED 4W-350mA-370lm-4000K-CRI85

Weight / Peso / Gewicht / Poids

0,5 Kg

Materials / Materiali / Materialien / Matériaux

CRISTALY® Paintable / Colorabile / Färbbar / colorable

Compatible Drivers / Driver compatibili / Kompatible Driver / Drivers compatibles

026.324 DRIVER ON/OFF 150-900mA IMPOSTABILE

026.251 DRIVER ON/OFF min6W max8,8W 350mA

026.252 DRIVER ON/OFF min12,6W max18,2W 350mA

026.221 DRIVER ON/OFF min9,8W max35W 350mA

026.236 DRIVER ON/OFF min8,8W max12W 350mA

026.300 DRIVER DIM PUSH/0-10V/DALI 16,1W 350mA

026.187 DRIVER DIM 0-10V 35W 350mA

026.185 DRIVER DIM PUSH/DALI 35W 350mA DRIVER

026.301 DIM PUSH/0-10V/DALI 24W 24Vdc

In the packaging / Nella confezione / Im Paket enthalten / Inclus dans le paquet

• Transparent PVC cable (MAX 1200) / Cavo PVC trasparente (MAX 1200)

Transparentes PVC-Kabel (MAX 1200) / Câble PVC transparent (MAX 1200)

Rosoni / Ceiling Rose / Rosetten / Rosaces

P.488-491 Decorative ceiling roses / Rosoni decorativi / Dekorativen Rosetten / Rosaces décoratives

P.494-496 Recessed ceiling roses / Rosoni a scomparsa / Einbau Deckenrosette / Rosace encastré

P.498-500 Ceiling rose / Rosoni ad appoggio / Deckenrosette / Rosace Plafond

Accessories / Accessori / Zubehöre / Accessoires

099.142 Emergency Kit / Kit emergenza / Notfall-Kit / Kit d'urgence (P.644)

Coloured cables / Cavi colorati / Farbigen kabeln / Câbles colorés:

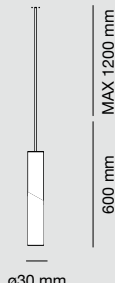
Section of the cable mm 5 cable length m 1.3 / Sezione del cavo mm 5 lunghezza cavo m 1.3

Kabelabschnitt mm 5 Kabellänge m 1.3 / Section du câble mm 5 longueur du câble m 1.3

020.314B
White020.314G
Yellow020.314N
Black020.314R
Red020.314V
Green

IP20

C.C.
[m.A.]



Article code / Codice articolo / Artikelnummer / Code de l'article

DRIVER not included / DRIVER non incluso / DRIVER nicht inbegriffen / DRIVER non inclus

- 5507C-3039 LED 4W-350mA-350lm-3000K-CRI85
- 5507C-2739 LED 4W-350mA-330lm-2700K-CRI85
- 5507C-4039 LED 4W-350mA-370lm-4000K-CRI85

Weight / Peso / Gewicht / Poids

0,7 Kg

Materials / Materiali / Materialien / Matériaux

CRISTALY® Paintable / Colorabile / Färbbar / colorable

Compatible Drivers / Driver compatibili / Kompatible Driver / Drivers compatibles

- 026.324 DRIVER ON/OFF 150-900mA IMPOSTABILE
- 026.251 DRIVER ON/OFF min6W max8,8W 350mA
- 026.252 DRIVER ON/OFF min12,6W max18,2W 350mA
- 026.221 DRIVER ON/OFF min9,8W max35W 350mA
- 026.236 DRIVER ON/OFF min8,8W max12W 350mA
- 026.300 DRIVER DIM PUSH/0-10V/DALI 16,1W 350mA
- 026.187 DRIVER DIM 0-10V 35W 350mA
- 026.185 DRIVER DIM PUSH/DALI 35W 350mA DRIVER
- 026.301 DIM PUSH/0-10V/DALI 24W 24Vdc

In the packaging / Nella confezione / Im Paket enthalten / Inclus dans le paquet

- Transparent PVC cable (MAX 1200) / Cavo PVC trasparente (MAX 1200)
Transparentes PVC-Kabel (MAX 1200) / Câble PVC transparent (MAX 1200)

Rosoni / Ceiling Rose / Rosetten / Rosaces

- P.488-491 Decorative ceiling roses / Rosoni decorativi / Dekorativen Rosetten / Rosaces décoratives
- P.494-496 Recessed ceiling roses / Rosoni a scomparsa / Einbau Deckenrosette / Rosace encastré
- P.498-500 Ceiling rose / Rosoni ad appoggio / Deckenrosette / Rosace Plafond






Accessories / Accessori / Zubehöre / Accessoires

- 099.142 Emergency Kit / Kit emergenza / Notfall-Kit / Kit d'urgence (P.644)

Coloured cables / Cavi colorati / Farbigen kabeln / Câbles colorés:

Section of the cable mm 5 cable length m 1.3 / Sezione del cavo mm 5 lunghezza cavo m 1.3

Kabelabschnitt mm 5 Kabellänge m 1.3 / Section du câble mm 5 longueur du câble m 1.3

- 
020.314B
White
- 
020.314G
Yellow
- 
020.314N
Black
- 
020.314R
Red
- 
020.314V
Green



2516Q MOKA FULL

Designed by 9010novantadieci

EN The MOKA lamp is an elegant combination of design and functionality that transforms a kitchen utensil into a one-of-a-kind item. This CRISTALY® decorative lighting element enhances the shapes of an object that recounts Italian culture throughout the world.

IT La lampada MOKA è un'elegante combinazione di design e funzionalità che trasforma un utensile da cucina in un elemento unico nel suo genere. Quest'illuminazione d'arredo in CRISTALY® esalta le forme di un oggetto che racconta la cultura italiana in tutto il mondo.

DE Die Lampe MOKA ist eine elegante Kombination von Design und Funktionalität, die ein Kuechengeräet zu einem einzigartigen Element macht. Dieses Beleuchtungsobjekt aus CRISTALY® hebt die Formen eines Gegenstandes hervor, der die italienische Kultur in der ganzen Welt verbreitet hat.

FR La lampe MOKA est une élégante combinaison de design et de fonctionnalité qui transforme un ustensile de cuisine en un élément unique. Ce dispositif d'éclairage en CRISTALY® met en valeur les formes d'un objet qui raconte l'histoire de la culture italienne dans le monde entier.



Art. 2516Q

Casa MATERIA - Matera, Italy
XYZ FACTORY
Ph. Carmine Picaro

Art.
2516Q

Hanging lamps
Sospensioni
Pendelleuchten
Suspensions

9010novantadiecì Indoor

461



Art. 2516Q

2516Q MOKA FULL



Article code / Codice articolo / Artikelnummer / Code de l'article

Bulb not included / Lampadina non inclusa / Leuchtmittel nicht inbegriffen / Ampoule non incluse
2516Q-35 GU10 ø50 MAX 10W-240V

Weight / Peso / Gewicht / Poids

0,8 Kg

Materials / Materiali / Materialien / Matériaux

CRISTALY® Paintable / Colorabile / Färbbar / colorable

In the packaging / Nella confezione / Im Paket enthalten / Inclus dans le paquet

- Transparent PVC cable (MAX 1200) / Cavo PVC trasparente (MAX 1200)
Transparentes PVC-Kabel (MAX 1200) / Câble PVC transparent (MAX 1200)

Rosoni / Ceiling Rose / Rosetten / Rosaces

P.488-491 Decorative ceiling roses / Rosoni decorativi / Dekorativen Rosetten / Rosaces décoratives

P.494-496 Recessed ceiling roses / Rosoni a scomparsa / Einbau Deckenrosette / Rosace encastré

P.498-500 Ceiling rose / Rosoni ad appoggio / Deckenrosette / Rosace Plafond

Accessories / Accessori / Zubehöre / Accessoires

Coloured cables / Cavi colorati / Farbigen kabeln / Câbles colorés:

Section of the cable mm 5 cable length m 1.3 / Sezione del cavo mm 5 lunghezza cavo m 1.3

Kabelabschnitt mm 5 Kabellänge m 1.3 / Section du câble mm 5 longueur du câble m 1.3



020.314B
White



020.314G
Yellow



020.314N
Black



020.314R
Red



020.314V
Green

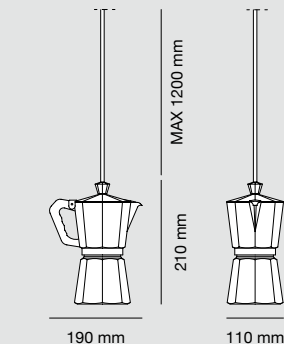


IP20

Range Collection / Collezione / Range-Kollektion / Collection Range



Art. 2516M
(P241)



5509 AVIA

Designed by 9010novantadiecì

EN AVIA's essential and compact design adapts to contexts such as offices, homes and public spaces. Its CRISTALY® suspended lamp uses LED lights to provide high-performance lighting and ensure comfortable light quality.

IT Il design essenziale e compatto di AVIA si adatta a contesti come uffici, case e ambienti pubblici. La lampada a sospensione in CRISTALY® utilizza luci a LED per fornire un'illuminazione ad alto rendimento e garantire una qualità della luce confortevole.

DE Das essentielle und kompakte Design von AVIA passt sich an verschiedenen Kontexte wie Büros, Wohnbereiche und öffentliche Einrichtungen an. Die Hängelampe aus CRISTALY® verwendet LED-Leuchten, um eine leistungsstarke Beleuchtung zu liefern und eine komfortable Lichtqualität zu bieten.

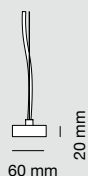
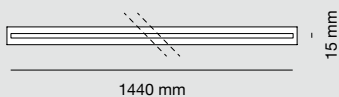
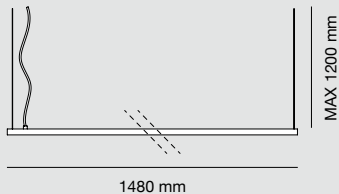
FR Le design sobre et compact d'AVIA convient aux bureaux, aux habitations et aux espaces publics. La lampe suspendue en CRISTALY® utilise des LED pour fournir un éclairage performant et une qualité de lumière confortable.



Art. 5509



Art. 5509



Article code / Codice articolo / Artikelnummer / Code de l'article

DRIVER not included / DRIVER non incluso / DRIVER nicht inbegriffen / DRIVER non inclus

5509-3003	LED 39W-24Vdc-4500lm-3000K-CRI90
5509-2703	LED 39W-24Vdc-4300lm-2700K-CRI90
5509-4003	LED 39W-24Vdc-4700lm-4000K-CRI90

Weight / Peso / Gewicht / Poids

2,65 Kg

Materials / Materiali / Materialien / Matériaux

CRISTALY® Paintable / Colorabile / Färbbar / colorable

Compatible Drivers / Driver compatibili / Kompatible Driver / Drivers compatibles

026.267	DRIVER SLIM ON/OFF 60W 24Vdc
026.209	DRIVER DIM PUSH/1-10V 60W 24Vdc
026.190 + 026.260	DRIVER DIM PUSH/0-10V/DALI 60W 24Vdc
026.190 + 026.261	DRIVER DIM PUSH/0-10V/DALI 150W 24Vdc
026.190 + 026.262	DRIVER DIM PUSH/0-10V/DALI 240W 24Vdc

In the packaging / Nella confezione / Im Paket enthalten / Inclus dans le paquet

- Transparent PVC cable (MAX 1200) / Cavo PVC trasparente (MAX 1200)
Transparentes PVC-Kabel (MAX 1200) / Câble PVC transparent (MAX 1200)

Rosoni / Ceiling Rose / Rosetten / Rosaces

5508B-00	DRIVER SLIM ON/OFF that can be stowed inside the support rose DRIVER SLIM ON/OFF riponibile all'interno del rosone ad appoggio DRIVER SLIM ON/OFF, im Inneren der Rosette unterbringbar DRIVER SLIM ON/OFF à ranger à l'intérieur de la rosace de plafond
----------	--

Accessories / Accessori / Zubehöre / Accessoires

099.142	Emergency Kit / Kit emergenza / Notfall-Kit / Kit d'urgence (P.644)
---------	---



5511B MIX&MATCH COLLINS

5511C MIX&MATCH MARTINI

5511D MIX&MATCH CHAMPAGNE

Designed by Formidable Studio

EN The MIX&MATCH series of lamps presents a unique and original aesthetic, combining different materials, shapes and colours to create an unprecedented and personal look. Its design pays particular attention to detail and the concept of comfort through the use of simple and timeless shapes.

IT La serie di lampade MIX&MATCH presenta un'estetica unica e originale, che combina materiali, forme e colori diversi per creare un look inedito e personale. Il design esprime un'attenzione particolare per i dettagli e il concetto di comfort attraverso l'utilizzo di forme semplici e senza tempo.

DE Die Lampenserie MIX&MATCH weist eine einzigartige und originelle Ästhetik auf, die verschiedene Materialien, Formen und Farben kombiniert, um einen völlig neuartigen, individuellen Look zu schaffen. Das Design bringt durch die Verwendung von einfachen zeitlosen Formen eine ausgeprägte Liebe zum Detail und ein besonderes Augenmerk auf Komfort zum Ausdruck.

FR La série de lampes MIX&MATCH présente une esthétique unique et originale, combinant différents matériaux, formes et couleurs pour créer un look inhabituel et personnel. Le design exprime le souci du détail et le concept de confort par l'utilisation de formes simples et intemporelles.



Art. 5511B, 5511C, 5511D

Art. 5511D





Art. 5511D

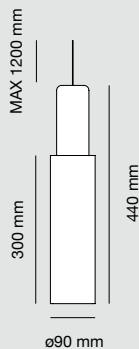
Art. 5511D

CHIA Flagship Store - Byron Bay, Australia
Marco Caldarola





Art. 5511B, 5511C, 5511D

**Article code / Codice articolo / Artikelnummer / Code de l'article**

DRIVER included / DRIVER incluso / DRIVER inbegriffen / DRIVER inclus

5511B-41 + 5511A-392-00 E27 52W-240V-White

5511B-41 + 5511A-393-00 E27 52W-240V-Green

5511B-41 + 5511A-394-00 E27 52W-240V-Corten

5511B-41 + 5511A-395-00 E27 52W-240V-Grey

5511B-41 + 5511A-396-00 E27 52W-240V-Black

5511B-41 + 5511A-397-00 E27 52W-240V-Sand

Weight / Peso / Gewicht / Poids

1,6 Kg

Materials / Materiali / Materialien / Matériaux

CRISTALY® Paintable / Colorabile / Färbbar / Colorable

BETALY®

Colors of BETALY® / Colori del BETALY® / Farben der BETALY® / Couleurs des BETALY®**In the packaging / Nella confezione / Im Paket enthalten / Inclus dans le paquet**

- Transparent PVC cable (MAX 1200) / Cavo PVC trasparente (MAX 1200)
- Transparentes PVC-Kabel (MAX 1200) / Câble PVC transparent (MAX 1200)

Rosoni / Ceiling Rose / Rosetten / Rosaces

P.488-491 Decorative ceiling roses / Rosoni decorativi / Dekorativen Rosetten / Rosaces décoratives

P.494-496 Recessed ceiling roses / Rosoni a scomparsa / Einbau Deckenrosette / Rosace encastré

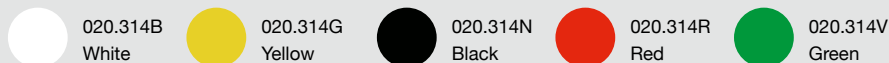
P.498-500 Ceiling rose / Rosoni ad appoggio / Deckenrosette / Rosace Plafond

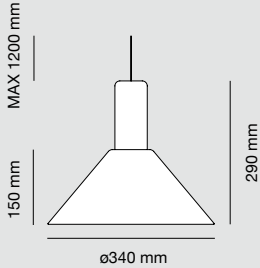
Accessories / Accessori / Zubehöre / Accessoires

Coloured cables / Cavi colorati / Farbigen kabeln / Câbles colorés:

Section of the cable mm 7 cable length m 1.3 / Sezione del cavo mm 7 lunghezza cavo m 1.3

Kabelabschnitt mm 7 Kabellänge m 1.3 / Section du câble mm 7 longueur du câble m 1.3



**Article code / Codice articolo / Artikelnummer / Code de l'article**

DRIVER included / DRIVER incluso / DRIVER inbegriffen / DRIVER inclus
 5511C-30170 + 5511A-392-00 LED 15W-220-240V-1850lm-3000K-CRI90-White
 5511C-30170 + 5511A-393-00 LED 15W-220-240V-1850lm-3000K-CRI90-Green
 5511C-30170 + 5511A-394-00 LED 15W-220-240V-1850lm-3000K-CRI90-Corten
 5511C-30170 + 5511A-395-00 LED 15W-220-240V-1850lm-3000K-CRI90-Grey
 5511C-30170 + 5511A-396-00 LED 15W-220-240V-1850lm-3000K-CRI90-Black
 5511C-30170 + 5511A-397-00 LED 15W-220-240V-1850lm-3000K-CRI90-Sand

Weight / Peso / Gewicht / Poids

3,8 Kg

Materials / Materiali / Materialien / Matériaux

CRISTALY® Paintable / Colorabile / Färbbar / colorable
 BETALY®

Colors of BETALY® / Colori del BETALY® / Farben der BETALY® / Couleurs des BETALY®**Schermo / Cover / Schutzschirm / Écran**

Opal methacrylate / Metacrilato opalino / trübem Methacrylat / Méthacrylate opalin

In the packaging / Nella confezione / Im Paket enthalten / Inclus dans le paquet

- Transparent PVC cable (MAX 1200) / Cavo PVC trasparente (MAX 1200)
 Transparentes PVC-Kabel (MAX 1200) / Câble PVC transparent (MAX 1200)

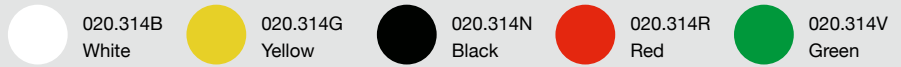
Rosoni / Ceiling Rose / Rosetten / Rosaces

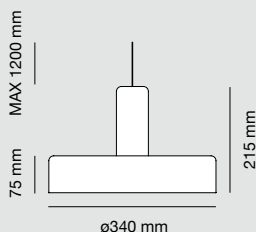
- P.488-491 Decorative ceiling roses / Rosoni decorativi / Dekorativen Rosetten / Rosaces décoratives
 P.494-496 Recessed ceiling roses / Rosoni a scomparsa / Einbau Deckenrosette / Rosace encastré
 P.498-500 Ceiling rose / Rosoni ad appoggio / Deckenrosette / Rosace Plafond

Accessories / Accessori / Zubehöre / Accessoires

Coloured cables / Cavi colorati / Farbigen kabeln / Câbles colorés:

Section of the cable mm 5 cable length m 1.3 / Sezione del cavo mm 5 lunghezza cavo m 1.3
 Kabelabschnitt mm 5 Kabellänge m 1.3 / Section du câble mm 5 longueur du câble m 1.3





Article code / Codice articolo / Artikelnummer / Code de l'article

DRIVER included / DRIVER incluso / DRIVER inbegriffen / DRIVER inclus
 5511D-30171 + 5511A-392-00 LED 15W-220-240V-1850lm-3000K-CRI90-White
 5511D-30171 + 5511A-393-00 LED 15W-220-240V-1850lm-3000K-CRI90-Green
 5511D-30171 + 5511A-394-00 LED 15W-220-240V-1850lm-3000K-CRI90-Corten
 5511D-30171 + 5511A-395-00 LED 15W-220-240V-1850lm-3000K-CRI90-Grey
 5511D-30171 + 5511A-396-00 LED 15W-220-240V-1850lm-3000K-CRI90-Black
 5511D-30171 + 5511A-397-00 LED 15W-220-240V-1850lm-3000K-CRI90-Sand

Weight / Peso / Gewicht / Poids

4,0 Kg

Materials / Materiali / Materialien / Matériaux

CRISTALY® Paintable / Colorabile / Färbbar / colorable
 BETALY®

Schermo / Cover / Schutzschirm / Écran

Opal methacrylate / Metacrilato opalino / trübem Methacrylat / Méthacrylate opalin

Colors of BETALY® / Colori del BETALY® / Farben der BETALY® / Couleurs des BETALY®



In the packaging / Nella confezione / Im Paket enthalten / Inclus dans le paquet

- Transparent PVC cable (MAX 1200) / Cavo PVC trasparente (MAX 1200)
 Transparentes PVC-Kabel (MAX 1200) / Câble PVC transparent (MAX 1200)

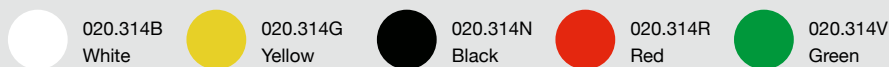
Rosoni / Ceiling Rose / Rosetten / Rosaces

- P.488-491 Decorative ceiling roses / Rosoni decorativi / Dekorativen Rosetten / Rosaces décoratives
- P.494-496 Recessed ceiling roses / Rosoni a scomparsa / Einbau Deckenrosette / Rosace encastré
- P.498-500 Ceiling rose / Rosoni ad appoggio / Deckenrosette / Rosace Plafond

Accessories / Accessori / Zubehöre / Accessoires

Coloured cables / Cavi colorati / Farbigen kabeln / Câbles colorés:

Section of the cable mm 5 cable length m 1.3 / Sezione del cavo mm 5 lunghezza cavo m 1.3
 Kabelabschnitt mm 5 Kabellänge m 1.3 / Section du câble mm 5 longueur du câble m 1.3



ROSES
ROSONI
ROSETTEN
ROSACES



5512A RITMO
5512B RITMO BIG
5513A ASTRA
5514A FABRIC
5515A MANDALA
5515B MANDALA BIG
5516A CIMA
5517A MATERIA

Designed by Formidable Studio

EN Simple and evocative signs shape the material of the ceiling as if it were alive. This collection of CRISTALY® decorative rosettes is a lighting accessory that stands out for its originality. Its new and sophisticated design becomes a lasting and fascinating component on surfaces.

IT Segni semplici ed evocativi plasmano la materia del soffitto come fosse viva. La collezione di rosoni decorativi in CRISTALY® è un complemento per l'illuminazione che si distingue per la sua originalità. L'inedito e sofisticato design diventa componente duratura e affascinante sulle superfici.

DE Einfache, suggestive Zeichen gestalten die Materie der Decke, als ob sie lebendig wäre. Die Kollektion dekorativer Rosetten aus CRISTALY® stellt ergänzende Elemente für eine originelle Beleuchtung zur Verfügung. Das neuartige raffinierte Design wird zu einem faszinierenden und dauerhaften Bestandteil der Oberflächen.

FR Des signes simples et évocateurs façonnent la matière du plafond comme si elle était vivante. La collection de rosaces décoratives en CRISTALY® est un accessoire d'éclairage qui se distingue par son originalité. Le design inhabituel et sophistiqué devient un élément durable et fascinant sur les surfaces.

Art.		Roses
5512	5515	Rosoni
5513A	5516A	Rosetten
5514A	5517A	Rosaces



Art. 5512A

Art. 5513A



Art.		Roses
5512	5515	Rosoni
5513A	5516A	Rosetten
5514A	5517A	Rosaces

Art. 5516A



Art.		Roses
5512	5515	Rosoni
5513A	5516A	Rosetten
5514A	5517A	Rosaces



Art. 5517A

Art.		Roses
5512	5515	Rosoni
5513A	5516A	Rosetten
5514A	5517A	Rosaces

IDENTITY AND TERRITORY
IDENTITÀ E TERRITORIO
IDENTITÄT UND HERKUNFTSGEBIET
IDENTITÉ ET TERRITOIRE

EN The CIMA project is evolution and revolution, an evocative 9010novantadiecì design with a sartorial style that evokes a unique, iconic bond with the land. Cima is not a ceiling rose, it's a sculpture whose design recalls and pays homage to Monte Grappa, the highest mountain in the massif of the same name in the Venetian Pre-Alps, where 9010novantadiecì was founded and is based. Remembering the earthbound roots through the mountains, and remembering the past through light.

IT Il progetto "CIMA" è evoluzione e rivoluzione, è un segno evocativo disegnato su 9010 in maniera sartoriale, evocando una territorialità unica e iconica. CIMA non è un rosone, è una scultura che nel suo design di isoipse richiama e rende omaggio al Monte Grappa, principale cima dell'omonimo massiccio delle prealpi Venete, alle cui pendici ha nascita e sede 9010. Ricordare le radici della terra tramite l'Alpe Madre e ricordare la memoria del passato tramite la luce.

DE Das Projekt "CIMA" beinhaltet Evolution und Revolution. Es ist ein eindrucksvolles Zeichen, das auf 9010novantadiecì auf modische Weise entworfen wurde und eine einzigartige und ikonische Territorialität hervorruft. Cima ist keine einfache Rosettenlampe, sondern eine Skulptur, die in ihrem Isoipsen-Design an den Monte Grappa erinnert und ihm huldigt; den Hauptgipfel des gleichnamigen Massivs in den venezianischen Voralpen, auf dessen Hängen 9010novantadiecì geboren und gegründet wurde. Erinnerung an die Verwurzelung mit Alpe Madre und eine Erinnerung an vergangene Zeiten, ausgedrückt durch das Licht.

FR Le projet "CIMA" est évolution et révolution. Il s'agit d'un signe évocateur conçu par 9010novantadiecì avec un soin énorme, pour évoquer une territorialité unique et iconique. Cima n'est pas une rosace, c'est une sculpture qui, à travers son design d'isohypses, rappelle et rend hommage au Monte Grappa, principal sommet du massif du même nom dans les Préalpes de la Vénétie, sur les versants duquel naît et réside 9010novantadiecì. Rappeler les racines de la terre grâce aux Alpes et remémorer passé grâce à la lumière.

Art. 5516A



Art.		Roses
5512	5515	Rosoni
5513A	5516A	Rosetten
5514A	5517A	Rosaces



Art. 5515A

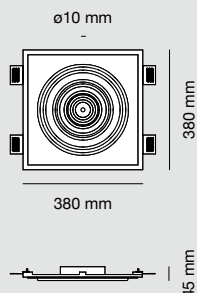
Art. 5517A



Art. 5516A



Art.		Roses
5512	5515	Rosoni
5513A	5516A	Rosetten
5514A	5517A	Rosaces

**Article code / Codice articolo / Artikelnummer / Code de l'article**

Without electrical part / Senza parte elettrica / Ohne elektrischen Teil / Sans partie électrique

5512A-00 Decorative ceiling rose / Rosone decorativo / Dekorative Rosette / Rosace décorative

Weight / Peso / Gewicht / Poids

3,5 Kg

Plasterboard hole / Foro cartongesso / Bohrung im Gipskarton / Trou pour plaque de plâtre

385 x 385 mm

Materials / Materiali / Materialien / Matériaux

CRISTALY® Paintable / Colorabile / Färbbar / Colorable

Accessories / Accessori / Zubehöre / Accessoires

- Additional lenses: visit 9010.it / Lenti aggiuntive: visita il sito 9010.it
Zusätzliche Linsen: Besuchen Sie die Website 9010.it / Lentilles supplémentaires : visitez le site 9010.it



This article needs a suspension load support system on the ceiling structure.

Questo articolo necessita di un sistema di sostegno del carico di sospensione sulla struttura del soffitto

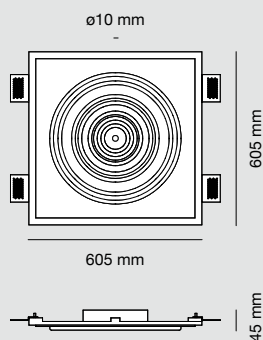
Dieser Artikel erfordert ein Aufhängelast-Trägersystem an der Deckenkonstruktion.

Cet article nécessite un système de support de charge suspendu à la structure du plafond.



5512B RITMO BIG

Designed by Formidable Studio

**Article code / Codice articolo / Artikelnummer / Code de l'article**

Without electrical part / Senza parte elettrica / Ohne elektrischen Teil / Sans partie électrique

5512B-00 Decorative ceiling rose / Rosone decorativo / Dekorative Rosette / Rosace décorative

Weight / Peso / Gewicht / Poids

11 Kg

Plasterboard hole / Foro cartongesso / Bohrung im Gipskarton / Trou pour plaque de plâtre

685 x 685 mm

Materials / Materiali / Materialien / Matériaux

CRISTALY® Paintable / Colorabile / Färbbar / Colorable

Accessories / Accessori / Zubehöre / Accessoires

- Additional lenses: visit 9010.it / Lenti aggiuntive: visita il sito 9010.it
Zusätzliche Linsen: Besuchen Sie die Website 9010.it / Lentilles supplémentaires : visitez le site 9010.it




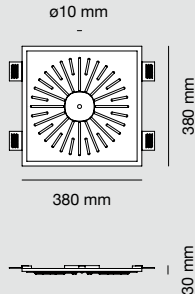
This article needs a suspension load support system on the ceiling structure.

Questo articolo necessita di un sistema di sostegno del carico di sospensione sulla struttura del soffitto

Dieser Artikel erfordert ein Aufhängelast-Trägersystem an der Deckenkonstruktion.

Cet article nécessite un système de support de charge suspendu à la structure du plafond.



**Article code / Codice articolo / Artikelnummer / Code de l'article**

Without electrical part / Senza parte elettrica / Ohne elektrischen Teil / Sans partie électrique

5513A-00 Decorative ceiling rose / Rosone decorativo / Dekorative Rosette / Rosace décorative

Weight / Peso / Gewicht / Poids

3,2 Kg

Plasterboard hole / Foro cartongesso / Bohrung im Gipskarton / Trou pour plaque de plâtre

385 x 385 mm

Materials / Materiali / Materialien / Matériaux

CRISTALY® Paintable / Colorabile / Färbbar / Colorable

Accessories / Accessori / Zubehöre / Accessoires

- Driver in counterceiling / Alimentatore in controsoffitto
Betriebsgerät in der Zwischendecke / Alimentation en contre-plafond
- Additional lenses: visit 9010.it / Lenti aggiuntive: visita il sito 9010.it
Zusätzliche Linsen: Besuchen Sie die Website 9010.it / Lentilles supplémentaires : visitez le site 9010.it



This article needs a suspension load support system on the ceiling structure.

Questo articolo necessita di un sistema di sostegno del carico di sospensione sulla struttura del soffitto

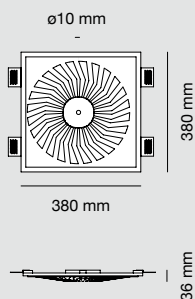
Dieser Artikel erfordert ein Aufhängelast-Trägersystem an der Deckenkonstruktion.

Cet article nécessite un système de support de charge suspendu à la structure du plafond.



5514A FABRIC

Designed by Formidable Studio

**Article code / Codice articolo / Artikelnummer / Code de l'article**

Without electrical part / Senza parte elettrica / Ohne elektrischen Teil / Sans partie électrique

5514A-00 Decorative ceiling rose / Rosone decorativo / Dekorative Rosette / Rosace décorative

Weight / Peso / Gewicht / Poids

3,6 Kg

Plasterboard hole / Foro cartongesso / Bohrung im Gipskarton / Trou pour plaque de plâtre

385 x 385 mm

Materials / Materiali / Materialien / Matériaux

CRISTALY® Paintable / Colorabile / Färbbar / Colorable

Accessories / Accessori / Zubehöre / Accessoires

- Driver in counterceiling / Alimentatore in controsoffitto
Betriebsgerät in der Zwischendecke / Alimentation en contre-plafond
- Additional lenses: visit 9010.it / Lenti aggiuntive: visita il sito 9010.it
Zusätzliche Linsen: Besuchen Sie die Website 9010.it / Lentilles supplémentaires : visitez le site 9010.it



This article needs a suspension load support system on the ceiling structure.

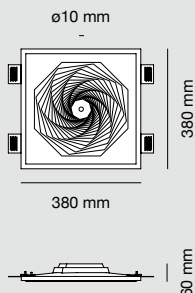
Questo articolo necessita di un sistema di sostegno del carico di sospensione sulla struttura del soffitto

Dieser Artikel erfordert ein Aufhängelast-Trägersystem an der Deckenkonstruktion.

Cet article nécessite un système de support de charge suspendu à la structure du plafond.



Art.		Roses
5512	5515	Rosoni
5513A	5516A	Rosetten
5514A	5517A	Rosaces

**Article code / Codice articolo / Artikelnummer / Code de l'article**

Without electrical part / Senza parte elettrica / Ohne elektrischen Teil / Sans partie électrique

5515A-00 Decorative ceiling rose / Rosone decorativo / Dekorative Rosette / Rosace décorative

Weight / Peso / Gewicht / Poids

4,6 Kg

Plasterboard hole / Foro cartongesso / Bohrung im Gipskarton / Trou pour plaque de plâtre

385 x 385 mm

Materials / Materiali / Materialien / Matériaux

CRISTALY® Paintable / Colorabile / Färbbar / Colorable

Accessories / Accessori / Zubehöre / Accessoires

- Driver in counterceiling / Alimentatore in controsoffitto
Betriebsgerät in der Zwischendecke / Alimentation en contre-plafond
- Additional lenses: visit 9010.it / Lenti aggiuntive: visita il sito 9010.it
Zusätzliche Linsen: Besuchen Sie die Website 9010.it / Lentilles supplémentaires : visitez le site 9010.it

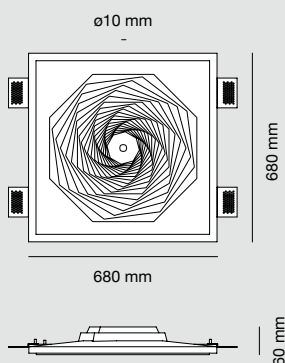


This article needs a suspension load support system on the ceiling structure.
Questo articolo necessita di un sistema di sostegno del carico di sospensione sulla struttura del soffitto.
Dieser Artikel erfordert ein Aufhängelast-Trägersystem an der Deckenkonstruktion.
Cet article nécessite un système de support de charge suspendu à la structure du plafond.



5515B MANDALA BIG

Designed by Formidable Studio

**Article code / Codice articolo / Artikelnummer / Code de l'article**

Without electrical part / Senza parte elettrica / Ohne elektrischen Teil / Sans partie électrique

5515B-00 Decorative ceiling rose / Rosone decorativo / Dekorative Rosette / Rosace décorative

Weight / Peso / Gewicht / Poids

12 Kg

Plasterboard hole / Foro cartongesso / Bohrung im Gipskarton / Trou pour plaque de plâtre

685 x 685 mm

Materials / Materiali / Materialien / Matériaux

CRISTALY® Paintable / Colorabile / Färbbar / Colorable

Accessories / Accessori / Zubehöre / Accessoires

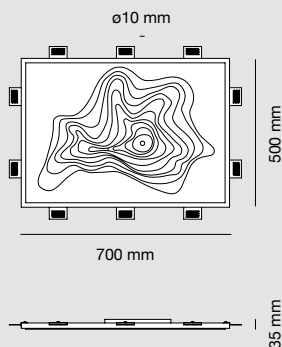
- Driver in counterceiling / Alimentatore in controsoffitto
Betriebsgerät in der Zwischendecke / Alimentation en contre-plafond
- Additional lenses: visit 9010.it / Lenti aggiuntive: visita il sito 9010.it
Zusätzliche Linsen: Besuchen Sie die Website 9010.it / Lentilles supplémentaires : visitez le site 9010.it



This article needs a suspension load support system on the ceiling structure.
Questo articolo necessita di un sistema di sostegno del carico di sospensione sulla struttura del soffitto.
Dieser Artikel erfordert ein Aufhängelast-Trägersystem an der Deckenkonstruktion.
Cet article nécessite un système de support de charge suspendu à la structure du plafond.



Art.		Roses
5512	5515	Rosoni
5513A	5516A	Rosetten
5514A	5517A	Rosaces



Article code / Codice articolo / Artikelnummer / Code de l'article

Without electrical part / Senza parte elettrica / Ohne elektrischen Teil / Sans partie électrique
5516A-00 Decorative ceiling rose / Rosone decorativo / Dekorative Rosette / Rosace décorative

Weight / Peso / Gewicht / Poids

11 Kg

Plasterboard hole / Foro cartongesso / Bohrung im Gipskarton / Trou pour plaque de plâtre

705 x 505 mm

Materials / Materiali / Materialien / Matériaux

CRISTALY® Paintable / Colorabile / Färbbar / Colorable

Accessories / Accessori / Zubehöre / Accessoires

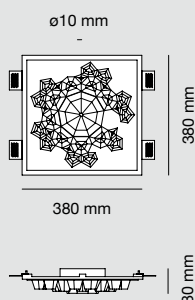
- Driver in counterceiling / Alimentatore in controsoffitto
 Betriebsgerät in der Zwischendecke / Alimentation en contre-plafond
- Additional lenses: visit 9010.it / Lenti aggiuntive: visita il sito 9010.it
 Zusätzliche Linsen: Besuchen Sie die Website 9010.it / Lentilles supplémentaires : visitez le site 9010.it



This article needs a suspension load support system on the ceiling structure.
 Questo articolo necessita di un sistema di sostegno del carico di sospensione sulla struttura del soffitto
 Dieser Artikel erfordert ein Aufhängelast-Trägersystem an der Deckenkonstruktion.
 Cet article nécessite un système de support de charge suspendu à la structure du plafond.



5517A MATERIA



Article code / Codice articolo / Artikelnummer / Code de l'article

Without electrical part / Senza parte elettrica / Ohne elektrischen Teil / Sans partie électrique
5517A-00 Decorative ceiling rose / Rosone decorativo / Dekorative Rosette / Rosace décorative

Weight / Peso / Gewicht / Poids

3,9 Kg

Plasterboard hole / Foro cartongesso / Bohrung im Gipskarton / Trou pour plaque de plâtre

385 x 385 mm

Materials / Materiali / Materialien / Matériaux

CRISTALY® Paintable / Colorabile / Färbbar / Colorable

Accessories / Accessori / Zubehöre / Accessoires

Driver in counterceiling / Alimentatore in controsoffitto
 Betriebsgerät in der Zwischendecke / Alimentation en contre-plafond



This article needs a suspension load support system on the ceiling structure.
 Questo articolo necessita di un sistema di sostegno del carico di sospensione sulla struttura del soffitto
 Dieser Artikel erfordert ein Aufhängelast-Trägersystem an der Deckenkonstruktion.
 Cet article nécessite un système de support de charge suspendu à la structure du plafond.



Art.		Roses
5512	5515	Rosoni
5513A	5516A	Rosetten
5514A	5517A	Rosaces

5505A RONDINE
5505B COLIBRÌ
5505C AIRONE
5505D FRINGUELLO
5505E CIVETTA
5508A MERLO
5508B SPARVIERO
5508F PETTIROSSO

Designed by 9010novantadiecì

EN These ceiling elements are an elegant and functional design option that can add a touch of refinement to interior surfaces. The CRISTALY® roses for suspended lamps, thanks to their protrusions or recesses, create an evocative visual effect.

IT Gli elementi per soffitto sono un'opzione di design elegante e funzionale che può aggiungere un tocco di ricercatezza alle superfici degli interni. I rosoni in CRISTALY® per lampade a sospensione, grazie a sporgenze o rientranze, creano un suggestivo effetto visivo.

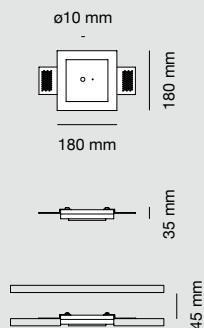
DE Deckenelemente sind eine elegante und funktionale Designoption, die Innenräumen einen Hauch Raffinesse verleihen. Dank ihrem Spiel von Vorsprüngen und Einbuchtungen schaffen die Rosetten für Hängelampen aus CRISTALY® eine stimmungsvolle optische Wirkung.

FR Les éléments de plafond sont une option de conception élégante et fonctionnelle qui peut ajouter une touche de sophistication aux surfaces intérieures. Les rosaces en CRISTALY® pour les lampes suspendues créent un effet visuel saisissant avec leurs saillies ou leurs évidements.



Art. 5505B

5505A RONDINE



Article code / Codice articolo / Artikelnummer / Code de l'article

Without electrical part / Senza parte elettrica / Ohne elektrischen Teil / Sans partie électrique
5505A-00 Recessed ceiling rose / Rosone a scomparsa / Einbaurosette / Rosace cachée

Weight / Peso / Gewicht / Poids

1,1 Kg

Max. loading capacity / Portata massima / Maximale Tragfähigkeit / Capacité maximale

5 Kg

Plasterboard hole / Foro cartongesso / Bohrung im Gipskarton / Trou pour plaque de plâtre

185 x 185 mm

Materials / Materiali / Materialien / Matériaux

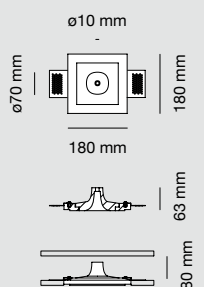
CRISTALY® Paintable / Colorabile / Färbbar / Colorable

Accessories / Accessori / Zubehöre / Accessoires

023.448 Housing box for brickwork / Controcassa per muratura
Einbaugehäuse für Betonwand / Boîtier pour béton/briques
[Housing box / Controcassa / Gegengehäuses / Contre-caisse 190 x 190 x 125 mm]
[Hole / Foro / Bohrung / Trou 220 x 220 x 135 mm]



5505B COLIBRÌ



Article code / Codice articolo / Artikelnummer / Code de l'article

Without electrical part / Senza parte elettrica / Ohne elektrischen Teil / Sans partie électrique
5505B-00 Recessed ceiling rose / Rosone a scomparsa / Einbaurosette / Rosace cachée

Weight / Peso / Gewicht / Poids

1,1 Kg

Max. loading capacity / Portata massima / Maximale Tragfähigkeit / Capacité maximale

5 Kg

Plasterboard hole / Foro cartongesso / Bohrung im Gipskarton / Trou pour plaque de plâtre

185 x 185 mm

Materials / Materiali / Materialien / Matériaux

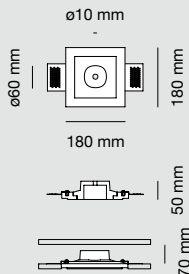
CRISTALY® Paintable / Colorabile / Färbbar / Colorable

Accessories / Accessori / Zubehöre / Accessoires

023.448 Housing box for brickwork / Controcassa per muratura
Einbaugehäuse für Betonwand / Boîtier pour béton/briques
[Housing box / Controcassa / Gegengehäuses / Contre-caisse 190 x 190 x 125 mm]
[Hole / Foro / Bohrung / Trou 220 x 220 x 135 mm]



5505C AIRONE



Article code / Codice articolo / Artikelnummer / Code de l'article

Without electrical part / Senza parte elettrica / Ohne elektrischen Teil / Sans partie électrique
5505C-00 Recessed ceiling rose / Rosone a scomparsa / Einbaurosette / Rosace cachée

Weight / Peso / Gewicht / Poids

1,15 Kg

Max. loading capacity / Portata massima / Maximale Tragfähigkeit / Capacité maximale

5 Kg

Plasterboard hole / Foro cartongesso / Bohrung im Gipskarton / Trou pour plaque de plâtre

185 x 185 mm

Materials / Materiali / Materialien / Matériaux

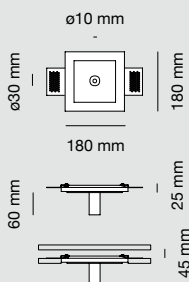
CRISTALY® Paintable / Colorabile / Färbbar / Colorable

Accessories / Accessori / Zubehöre / Accessoires

023.448 Housing box for brickwork / Controcassa per muratura
 Einbaugehäuse für Betonwand / Boîtier pour béton/briques
 [Housing box / Controcassa / Gegengehäuses / Contre-caisse 190 x 190 x 125 mm]
 [Hole / Foro / Bohrung / Trou 220 x 220 x 135 mm]



5505D FRINGUELLO



Article code / Codice articolo / Artikelnummer / Code de l'article

Without electrical part / Senza parte elettrica / Ohne elektrischen Teil / Sans partie électrique
5505D-00 Recessed ceiling rose / Rosone a scomparsa / Einbaurosette / Rosace cachée

Weight / Peso / Gewicht / Poids

1,15 Kg

Max. loading capacity / Portata massima / Maximale Tragfähigkeit / Capacité maximale

5 Kg

Plasterboard hole / Foro cartongesso / Bohrung im Gipskarton / Trou pour plaque de plâtre

185 x 185 mm

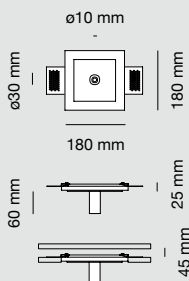
Materials / Materiali / Materialien / Matériaux

CRISTALY® Paintable / Colorabile / Färbbar / Colorable

Accessories / Accessori / Zubehöre / Accessoires

023.448 Housing box for brickwork / Controcassa per muratura
 Einbaugehäuse für Betonwand / Boîtier pour béton/briques
 [Housing box / Controcassa / Gegengehäuses / Contre-caisse 190 x 190 x 125 mm]
 [Hole / Foro / Bohrung / Trou 220 x 220 x 135 mm]



**Article code / Codice articolo / Artikelnummer / Code de l'article**

Without electrical part / Senza parte elettrica / Ohne elektrischen Teil / Sans partie électrique
5505E-00 Recessed ceiling rose / Rosone a scomparsa / Einbaurosette / Rosace cachée

Weight / Peso / Gewicht / Poids

1,1 Kg

Max. loading capacity / Portata massima / Maximale Tragfähigkeit / Capacité maximale

5 Kg

Plasterboard hole / Foro cartongesso / Bohrung im Gipskarton / Trou pour plaque de plâtre

185 x 185 mm

Materials / Materiali / Materialien / Matériaux

CRISTALY® Paintable / Colorabile / Färbbar / Colorable

Accessories / Accessori / Zubehöre / Accessoires

023.448 Housing box for brickwork / Controcassa per muratura
Einbaugehäuse für Betonwand / Boîtier pour béton/briques
[Housing box / Controcassa / Gegengehäuses / Contre-caisse 190 x 190 x 125 mm]
[Hole / Foro / Bohrung / Trou 220 x 220 x 135 mm]

**INSTALLATION****Art. 5505**

EN Without plaster finish, the ceiling roses of the 5505 series allow the power supply in the counterceiling. Inserting the driver into a remote box, the articles 5505 grants a simple and minimal connection, in case of plaster ceilings, and substitute the ceiling rose.

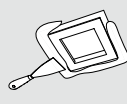
IT In assenza di stuccatura, i rosoni della serie 5505 permettono l'inserimento del driver nel controsoffitto. Inserendo l'alimentatore in una scatola di derivazione remota, gli accessori 5505 permettono nel caso di controsoffitti in cartongesso di eliminare il rosone dal soffitto ed avere un aggancio semplice e minimale.

DE Wenn kein Fugenmaterial verwendet wird, können die Treiber der Rosetten der Serie 5505 in die Zwischendecke gesetzt werden. Beim Einsetzen des Betriebsgeräts in einen Schaltkasten, gewährt der Artikel 5505 einen einfachen und minimalen Anschluss an die Gipskartondecke, was die Deckenrosette ersetzt.

FR En l'absence de stucage, les rosaces de la série 5505 permettent l'insertion du driver dans le faux plafond. En insérant l'alimentation dans une boîte de dérivation, les accessoires 5505 permettent, dans le cas de faux plafond, d'éliminer la rosace dans celle-ci et d'avoir une connection simple et minimaliste.

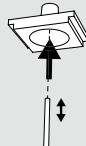
1

Insert the frame
Installare cornice
Rahmen einsetzen
Installer le cadre



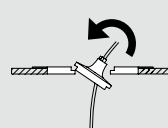
2

Adjust cable length
Regolare cavo
Kabel einstellen
Ajuster le cable



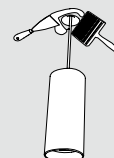
3

Insert the ceiling rose
Posizionare inserto del rosone
Deckenrosette einsetzen
Positionner la rosace au
plafond

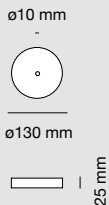


4

Finish (optional)
Stuccare (facoltativo)
Verputzen (optional)
Enduire (en option)



5508A MERLO



Article code / Codice articolo / Artikelnummer / Code de l'article

Without electrical part / Senza parte elettrica / Ohne elektrischen Teil / Sans partie électrique
5508A-00 Ceiling rose / Rosone ad appoggio / Rosette / Rosace au plafond

Weight / Peso / Gewicht / Poids

0,4 Kg

Max. loading capacity / Portata massima / Maximale Tragfähigkeit / Capacité maximale

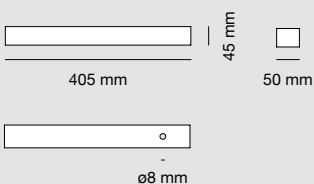
5 Kg

Materials / Materiali / Materialien / Matériaux

CRISTALY® Paintable / Colorabile / Färbbar / Colorable



5508B SPARVIERO



Article code / Codice articolo / Artikelnummer / Code de l'article

Without electrical part / Senza parte elettrica / Ohne elektrischen Teil / Sans partie électrique
5508B-00 Ceiling rose / Rosone ad appoggio / Rosette / Rosace au plafond

Weight / Peso / Gewicht / Poids

1,2 Kg

Max. loading capacity / Portata massima / Maximale Tragfähigkeit / Capacité maximale

5 Kg

Materials / Materiali / Materialien / Matériaux

CRISTALY® Paintable / Colorabile / Färbbar / Colorable



The installation of the 5508B article combined with the 5509 suspension allows the DRIVER SLIM ON/OFF to be positioned directly inside the support rose.
L'installazione dell'articolo 5508B abbinata alla sospensione 5509 permette di posizionare il DRIVER SLIM ON/OFF direttamente all'interno del rosone ad appoggio.
Die Installation des Artikels 5508B kombiniert mit der Hängelampe 5509 ermöglicht es, den DRIVER SLIM ON/OFF direkt in der Rosette unterzubringen.
L'installation de l'article 5508B en combinaison avec la suspension 5509 permet de positionner le DRIVER SLIM ON/OFF directement à l'intérieur de la rosace de plafond.



ø10 mm



131 mm



25 mm



131 mm

Article code / Codice articolo / Artikelnummer / Code de l'article

Without electrical part / Senza parte elettrica / Ohne elektrischen Teil / Sans partie électrique

5508F-00 Ceiling rose / Rosone ad appoggio / Rosette / Rosace au plafond

Weight / Peso / Gewicht / Poids

0,5 Kg

Max. loading capacity / Portata massima / Maximale Tragfähigkeit / Capacité maximale

5 Kg

Materials / Materiali / Materialien / Matériaux

CRISTALY® Paintable / Colorabile / Färbbar / Colorable



INSTALLATION

Art. 5508

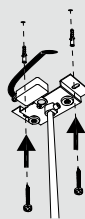
1

Adjust cable length
Regolare cavo
Kabel einstellen
Ajuster le cable



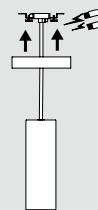
2

Fix the bracket
Fissare staffa
Halterung befestigen
Fixer le support



3

Fix the ceiling rose with
the magnetic system
Fissare rosone con
aggancio magnetico
Befestigen Sie die
Deckenrose mit dem
Magnetsystem
Fixer la rosace avec le
système magnétique



4

Final result
Risultato finale
Endergebnis
Résultat final



PATHMARKERS

SEGNAPASSI

ORIENTIERUNGSBELEUCHTUNG

BALISAGES ENCASTRÉS



4100E AGO SMALL
4100F AGO
4100G AGO BIG
4130A UNA SMALL
4130B UNA
4130C UNA BIG

Designed by 9010novantadiecì

EN CRISTALY® path marker spotlights appear as a long, thin groove in which the LED is installed, or as a thin rectangular light strip covered by a methacrylate screen. This series offers accented lighting combined with high visual comfort to highlight specific living areas.

IT I faretto segnapasso in CRISTALY® si presentano come una lunga e sottile scanalatura nella quale viene installato il LED o come una sottile striscia luminosa rettangolare coperta da uno schermo in metacrilato. Questa serie propone una luce d'accento combinata ad un alto comfort visivo per mettere in risalto specifiche aree abitative.

DE Die Orientierungsspotlights aus CRISTALY® bestehen aus einer langen und schmalen Rille, in der das LED installiert wird, oder aus einem schmalen rechteckigen Leuchtstreifen, der mit einem Schutzschirm aus Methacrylat bedeckt ist. Diese Serie kombiniert eine Akzentbeleuchtung mit hohem Sichtkomfort, um auf gekonnte Weise spezifische Wohnbereiche hervorzuheben.

FR Les spots de jalonnement en CRISTALY® se présentent comme une longue et fine rainure dans laquelle est installée la LED ou comme une fine bande lumineuse rectangulaire recouverte d'un écran en méthacrylate. Cette série offre un éclairage ciblé associé à un grand confort visuel pour mettre en valeur des espaces de vie spécifiques.



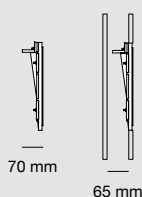
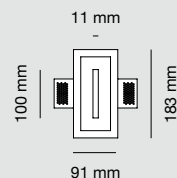
Art. 4130B



Art. 4100F

Private house - London, UK

4100E AGO SMALL



Article code / Codice articolo / Artikelnummer / Code de l'article

DRIVER not included / DRIVER non incluso / DRIVER nicht inbegriffen / DRIVER non inclus

4100E-3000	LED 2W-24Vdc-200lm-3000K-CRI90
4100E-2700	LED 2W-24Vdc-190lm-2700K-CRI90
4100E-4000	LED 2W-24Vdc-210lm-4000K-CRI90

Weight / Peso / Gewicht / Poids

0,65 Kg

Materials / Materiali / Materialien / Matériaux

CRISTALY® Paintable / Colorabile / Färbbar / Colorable

Plasterboard hole / Foro cartongesso / Bohrung im Gipskarton / Trou pour plaque de plâtre

95 x 185 mm

Compatible Drivers / Driver compatibili / Kompatible Driver / Drivers compatibles

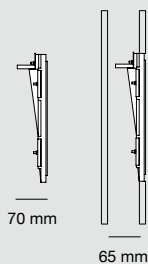
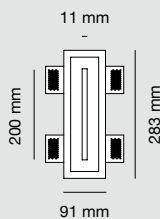
026.258	DRIVER ON/OFF 12W 24Vdc
026.259	DRIVER ON/OFF 30W 24Vdc
026.260	DRIVER ON/OFF 60W 24Vdc
026.301	DRIVER DIM PUSH/0-10V/DALI 24W 24Vdc
026.209	DRIVER DIM PUSH/1-10V 60W 24Vdc
026.190 + 026.260	DRIVER DIM PUSH/0-10V/DALI 60W 24Vdc

Accessories / Accessori / Zubehöre / Accessoires

023.496	Housing box for brickwork / Controcassa per muratura Einbaugehäuse für Betonwand / Boîtier pour béton/briques [Housing box / Controcassa / Gegengehäuses / Contre-caisse 95 x 185 x 70 mm] [Hole / Foro / Bohrung / Trou 125 x 215 x 80 mm]
099.142	Emergency Kit / Kit emergenza / Notfall-Kit / Kit d'urgence (P644)



4100F AGO



Article code / Codice articolo / Artikelnummer / Code de l'article

DRIVER not included / DRIVER non incluso / DRIVER nicht inbegriffen / DRIVER non inclus

4100F-3000	LED 2W-24Vdc-200lm-3000K-CRI90
4100F-2700	LED 2W-24Vdc-190lm-2700K-CRI90
4100F-4000	LED 2W-24Vdc-210lm-4000K-CRI90

Weight / Peso / Gewicht / Poids

0,9 Kg

Materials / Materiali / Materialien / Matériaux

CRISTALY® Paintable / Colorabile / Färbbar / Colorable

Plasterboard hole / Foro cartongesso / Bohrung im Gipskarton / Trou pour plaque de plâtre

95 x 285 mm

Compatible Drivers / Driver compatibili / Kompatible Driver / Drivers compatibles

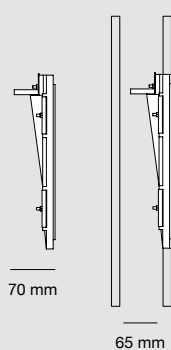
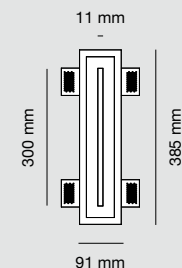
026.258	DRIVER ON/OFF 12W 24Vdc
026.259	DRIVER ON/OFF 30W 24Vdc
026.260	DRIVER ON/OFF 60W 24Vdc
026.301	DRIVER DIM PUSH/0-10V/DALI 24W 24Vdc
026.209	DRIVER DIM PUSH/1-10V 60W 24Vdc
026.190 + 026.260	DRIVER DIM PUSH/0-10V/DALI 60W 24Vdc

Accessories / Accessori / Zubehöre / Accessoires

023.497	Housing box for brickwork / Controcassa per muratura Einbaugehäuse für Betonwand / Boîtier pour béton/briques [Housing box / Controcassa / Gegengehäuses / Contre-caisse 95 x 285 x 65 mm] [Hole / Foro / Bohrung / Trou 125 x 315 x 75 mm]
099.142	Emergency Kit / Kit emergenza / Notfall-Kit / Kit d'urgence (P644)



4100G AGO BIG



Article code / Codice articolo / Artikelnummer / Code de l'article

DRIVER not included / DRIVER non incluso / DRIVER nicht inbegriffen / DRIVER non inclus

4100G-3000 LED 2W-24Vdc-200lm-3000K-CRI90

4100G-2700 LED 2W-24Vdc-190lm-2700K-CRI90

4100G-4000 LED 2W-24Vdc-210lm-4000K-CRI90

Weight / Peso / Gewicht / Poids

1,2 Kg

Materials / Materiali / Materialien / Matériaux

CRISTALY® Paintable / Colorabile / Färbbar / Colorable

Plasterboard hole / Foro cartongesso / Bohrung im Gipskarton / Trou pour plaque de plâtre

95 x 390 mm

Compatible Drivers / Driver compatibili / Kompatible Driver / Drivers compatibles

026.258 DRIVER ON/OFF 12W 24Vdc

026.259 DRIVER ON/OFF 30W 24Vdc

026.260 DRIVER ON/OFF 60W 24Vdc

026.301 DRIVER DIM PUSH/0-10V/DALI 24W 24Vdc

026.209 DRIVER DIM PUSH/1-10V 60W 24Vdc

026.190 + 026.260 DRIVER DIM PUSH/0-10V/DALI 60W 24Vdc

Accessories / Accessori / Zubehöre / Accessoires

023.498 Housing box for brickwork / Controcassa per muratura

Einbaugehäuse für Betonwand / Boîtier pour béton/briques

[Housing box / Controcassa / Gegengehäuses / Contre-caisse 95 x 390 x 65 mm]

[Hole / Foro / Bohrung / Trou 125 x 420 x 75 mm]

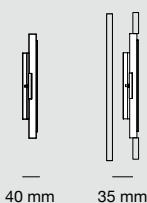
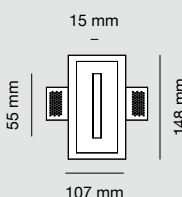
099.142 Emergency Kit / Kit emergenza / Notfall-Kit / Kit d'urgence (P.644)



IP20



4130A UNA SMALL



Article code / Codice articolo / Artikelnummer / Code de l'article

DRIVER not included / DRIVER non incluso / DRIVER nicht inbegriffen / DRIVER non inclus

4130A-3003 LED 1.5W-24Vdc-150lm-3000K-CRI90

4130A-2703 LED 1.5W-24Vdc-140lm-2700K-CRI90

4130A-4003 LED 1.5W-24Vdc-160lm-4000K-CRI90

Weight / Peso / Gewicht / Poids

0,55 Kg

Materials / Materiali / Materialien / Matériaux

CRISTALY® Paintable / Colorabile / Färbbar / Colorable

Cover / Schermo / Schutzschirm / Écran

Cover in satin methacrylate / Schermo metacrilato satinato

Schutzschirm aus mattem Methacrylat / Écran en méthacrylate satiné

Plasterboard hole / Foro cartongesso / Bohrung im Gipskarton / Trou pour plaque de plâtre

110 x 150 mm

Compatible Drivers / Driver compatibili / Kompatible Driver / Drivers compatibles

026.258 DRIVER ON/OFF 12W 24Vdc

026.259 DRIVER ON/OFF 30W 24Vdc

026.260 DRIVER ON/OFF 60W 24Vdc

026.301 DRIVER DIM PUSH/0-10V/DALI 24W 24Vdc

026.209 DRIVER DIM PUSH/1-10V 60W 24Vdc

026.190 + 026.260 DRIVER DIM PUSH/0-10V/DALI 60W 24Vdc

Accessories / Accessori / Zubehöre / Accessoires

023.4100 Housing box for brickwork / Controcassa per muratura

Einbaugehäuse für Betonwand / Boîtier pour béton/briques

[Housing box / Controcassa / Gegengehäuses / Contre-caisse 110 x 150 x 50 mm]

[Hole / Foro / Bohrung / Trou 140 x 180 x 60 mm]

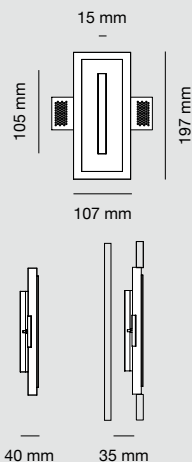
099.142 Emergency Kit / Kit emergenza / Notfall-Kit / Kit d'urgence (P.644)



IP20



4130B UNA



Article code / Codice articolo / Artikelnummer / Code de l'article

DRIVER not included / DRIVER non incluso / DRIVER nicht inbegriffen / DRIVER non inclus

4130B-3003	LED 2.5W-24Vdc-300lm-3000K-CRI90
4130B-2703	LED 2.5W-24Vdc-280lm-2700K-CRI90
4130B-4003	LED 2.5W-24Vdc-315lm-4000K-CRI90

Weight / Peso / Gewicht / Poids

0,8 Kg

Materials / Materiali / Materialien / Matériaux

CRISTALY® Paintable / Colorabile / Färbbar / Colorable

Cover / Schermo / Schutzschirm / Écran

Cover in satin methacrylate / Schermo metacrilato satinato
Schutzschirm aus mattem Methacrylat / Écran en méthacrylate satiné

Plasterboard hole / Foro cartongesso / Bohrung im Gipskarton / Trou pour plaque de plâtre

110 x 200 mm

Compatible Drivers / Driver compatibili / Kompatible Driver / Drivers compatibles

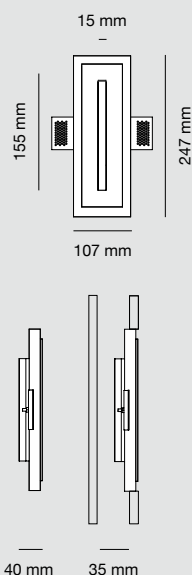
026.258	DRIVER ON/OFF 12W 24Vdc
026.259	DRIVER ON/OFF 30W 24Vdc
026.260	DRIVER ON/OFF 60W 24Vdc
026.301	DRIVER DIM PUSH/0-10V/DALI 24W 24Vdc
026.209	DRIVER DIM PUSH/1-10V 60W 24Vdc
026.190 + 026.260	DRIVER DIM PUSH/0-10V/DALI 60W 24Vdc

Accessories / Accessori / Zubehöre / Accessoires

023.4101	Housing box for brickwork / Controcassa per muratura Einbaugehäuse für Betonwand / Boîtier pour béton/briques [Housing box / Controcassa / Gegengehäuses / Contre-caisse 110 x 200 x 50 mm] [Hole / Foro / Bohrung / Trou 140 x 230 x 60 mm]
099.142	Emergency Kit / Kit emergenza / Notfall-Kit / Kit d'urgence (P.644)



4130C UNA BIG



Article code / Codice articolo / Artikelnummer / Code de l'article

DRIVER not included / DRIVER non incluso / DRIVER nicht inbegriffen / DRIVER non inclus

4130C-3003	LED 4W-24Vdc-450lm-3000K-CRI90
4130C-2703	LED 4W-24Vdc-430lm-2700K-CRI90
4130C-4003	LED 4W-24Vdc-470lm-4000K-CRI90

Weight / Peso / Gewicht / Poids

0,95 Kg

Materials / Materiali / Materialien / Matériaux

CRISTALY® Paintable / Colorabile / Färbbar / Colorable

Cover / Schermo / Schutzschirm / Écran

Cover in satin methacrylate / Schermo metacrilato satinato
Schutzschirm aus mattem Methacrylat / Écran en méthacrylate satiné

Plasterboard hole / Foro cartongesso / Bohrung im Gipskarton / Trou pour plaque de plâtre

110 x 250 mm

Compatible Drivers / Driver compatibili / Kompatible Driver / Drivers compatibles

026.258	DRIVER ON/OFF 12W 24Vdc
026.259	DRIVER ON/OFF 30W 24Vdc
026.260	DRIVER ON/OFF 60W 24Vdc
026.301	DRIVER DIM PUSH/0-10V/DALI 24W 24Vdc
026.209	DRIVER DIM PUSH/1-10V 60W 24Vdc
026.190 + 026.260	DRIVER DIM PUSH/0-10V/DALI 60W 24Vdc

Accessories / Accessori / Zubehöre / Accessoires

023.4102	Housing box for brickwork / Controcassa per muratura Einbaugehäuse für Betonwand / Boîtier pour béton/briques [Housing box / Controcassa / Gegengehäuses / Contre-caisse 110 x 250 x 50 mm] [Hole / Foro / Bohrung / Trou 140 x 280 x 60 mm]
099.142	Emergency Kit / Kit emergenza / Notfall-Kit / Kit d'urgence (P.644)



4195A MIKA PLUS

4195B MIKA

Designed by 9010novantadiecì

EN The MIKA line is an innovative, patented combination of functionality and design, revealing an electrical outlet integrated with additional lighting. The built-in system, compatible with existing boxes, allows one to slide open the satin methacrylate front revealing a revolutionary and safe solution.

IT La linea MIKA è un'innovativa combinazione brevettata di funzionalità e design, che rivela una presa elettrica integrata ad un'illuminazione supplementare. Il sistema ad incasso, compatibile con le scatole esistenti, permette di far scorrere il frontalino in metacrilato satinato rivelando la rivoluzionaria quanto sicura soluzione.

DE Die Linie MIKA ist eine innovative patentierte Kombination von Funktionalität und Design, die aus einer Steckdose mit einer zusätzlichen Beleuchtung besteht. Das mit den existierenden Gehäusen kompatible Einbausystem ermöglicht es, die Frontplatte aus mattem Methacrylat zu verschieben und die ebenso revolutionäre wie sichere Lösung zu enthüllen.

FR La ligne MIKA est une combinaison novatrice et brevetée, fonctionnelle et design, révélant une prise électrique intégrée et un éclairage supplémentaire. Le système d'encastrement, compatible avec les boîtes existantes, permet dy faire glisser la façade en méthacrylate satiné révélant ainsi une solution révolutionnaire mais sûre.



Art. 4195A

Art. 4195A



Art.
4195

Segnapassi
Pathmarkers
Orientierungsbeleuchtung
Balisages encastrés


SOCKET AND LIGHT
PRESA DI LUCE
LICHTSTECKDOSE
PRISE DE LUMIÈRE

EN 9010novantadiecì introduces the path lighting system with LED light and integrated electrical socket, in a revolutionary combination of design and function. Thanks to a special PATENTED recessing system, it's easy to lift the frosted metacrylic front panel and access the built-in socket.

IT 9010 presenta il segnapasso con luce a LED e presa elettrica integrata, la rivoluzionaria unione di funzionalità e design. Grazie a uno speciale sistema di incasso BREVETTATO, basta un semplice gesto per far scorrere il frontalino in metacrilato satinato e accedere alla presa elettrica integrata.

DE 9010novantadiecì führt das Beleuchtungssystem mit integrierten LEDs und integrierter Steckdose ein, die revolutionäre Vereinigung von Funktionalität und Design. Dank eines PATENTIERTEN Systems können Sie die Glasfront aus Methacrylat leicht anheben und auf die Steckdose zugreifen.

FR 9010novantadiecì présente le système d'éclairage avec LED intégrées et prise intégrée, l'union révolutionnaire de fonctionnalité et de design. Grâce à un système BREVETÉ, vous pouvez facilement soulever la façade en méthacrylate et accéder à la prise de courant.



- 1 CRISTALY® frame
Corpo in CRISTALY®
CRISTALY®-Rahmen
Cadre en CRISTALY®
- 2 Junction box (not included)
Scatola di derivazione (non inclusa)
Anschlusskasten (nicht enthalten)
Boîte de dérivation (non inclus)
- 3 LED Light Source
Sorgente Luminosa a LED
LED-Lichtquelle
Source lumineuse LED
- 4 Electrical plug device (not included)
Fruito per presa elettrica (non inclusa)
Steckdose (nicht enthalten)
Fruit pour prise électrique (non inclus)
- 5 Panel in satin methacrylate
Pannello in metacrilato satinato
Platte aus satiniertem Methacrylat
Panneau en méthacrylate satiné




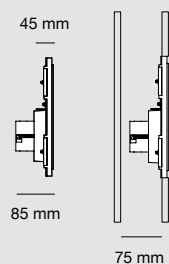
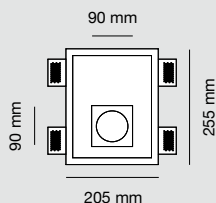
EN 9010novantadiecì conceals structure and connector block with a sliding frosted glass panel, placing these features in a recessed position so that they are hidden from sight yet easily usable thanks to the special ergonomic design. The final touch of genius is the 9010novantadiecì LEDs, our speciality, which puts this appliance at the apex of contemporary design.

IT 9010 cela telaio e scatola di derivazione con uno schermo satinato scorrevole predisponendo i frutti in posizione recessa, per essere occultabili alla vista ma comunque facilmente utilizzabili grazie alla speciale ergonomia del modello. Il tocco di genio è infine l'illuminazione LED 9010, la nostra specialità, che rende l'apparecchio l'apice del design contemporaneo.

DE 9010novantadiecì verbirgt den Rahmen und die Anschlussdose unter einer verschiebbaren satinierten Glasfront, unter der die Steckdosen in einer vertieften Position gelagert werden können, damit sie nicht sichtbar sind, aber dank der besonderen Ergonomie des Modells immer noch einfach zu bedienen sind. Eine wirklich geniale Erfindung ist schließlich die 9010novantadiecì LED-Beleuchtung, unsere Spezialität, die diese Leuchte zum Höhepunkt des zeitgenössischen Designs macht.

FR 9010novantadiecì dissimule châssis et boîte de dérivation avec un écran satiné coulissant en positionnant les fruits en retrait, pour pouvoir être occultés à la vue mais qui qu'il en soit facilement utilisables grâce à l'ergonomie spéciale du modèle. Enfin, la touche de génie est l'éclairage LED 9010novantadiecì, notre spécialité, qui fait de l'appareil le summum du design contemporain.



**Article code / Codice articolo / Artikelnummer / Code de l'article**

DRIVER not included / DRIVER non incluso / DRIVER nicht inbegriffen / DRIVER non inclus

4195A-3004 LED 1.1W-24Vdc-100lm-3000K-CRI85

4195A-2704 LED 1.1W-24Vdc-95lm-2700K-CRI85

4195A-4004 LED 1.1W-24Vdc-106lm-4000K-CRI85

Weight / Peso / Gewicht / Poids

1,8 Kg

Materials / Materiali / Materialien / Matériaux

CRISTALY® Paintable / Colorabile / Färbbar / Colorable

Cover / Schermo / Schutzschirm / Écran

Panel in satin methacrylate (included) / Pannello in metacrilato satinato (incluso)

Platte aus mattem Methacrylat (inbegriffen) / Panneau en méthacrylate satiné (inclus)

Plasterboard hole / Foro cartongesso / Bohrung im Gipskarton / Trou pour plaque de plâtre

210 x 260 mm

Compatible Drivers / Driver compatibili / Kompatible Driver / Drivers compatibles

026.258 DRIVER ON/OFF 12W 24Vdc

026.259 DRIVER ON/OFF 30W 24Vdc

026.260 DRIVER ON/OFF 60W 24Vdc

026.301 DRIVER DIM PUSH/0-10V/DALI 24W 24Vdc

026.209 DRIVER DIM PUSH/1-10V 60W 24Vdc

026.190 + 026.260 DRIVER DIM PUSH/0-10V/DALI 60W 24Vdc

In the packaging / Nella confezione / Im Paket enthalten / Inclus dans le paquet

Included / Incluso / Inbegriffen / Inclus:

- Recessed spotlight made of CRISTALY® / Faretto da incasso in CRISTALY®
Einbaustrahler aus CRISTALY® / Spot encastré en CRISTALY®
- Panel in satin methacrylate / Pannello in metacrilato satinato
Platte aus satiniertem Methacrylat / Panneau en méthacrylate satiné

Not Included / Non Incluso / Nicht inbegriffen / Non inclus:

- Junction box / Scatola di derivazione / Anschlusskasten / Boîte de dérivation
- Electrical plug device / Frutto per presa elettrica / Steckdose / Fruit pour prise électrique

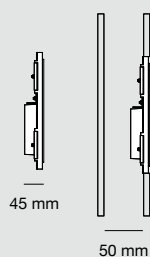
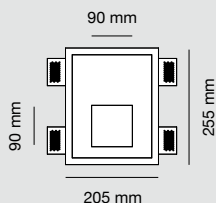
Accessories / Accessori / Zubehöre / Accessoires

023.479 Housing box for brickwork / Controcassa per muratura
Einbaugehäuse für Betonwand / Boîtier pour béton/briques
[Housing box / Controcassa / Gegengehäuses / Contre-caisse 210 x 260 x 90 mm]
[Hole / Foro / Bohrung / Trou 240 x 290 x 100 mm]

099.142 Emergency Kit / Kit emergenza / Notfall-Kit / Kit d'urgence (P.644)



Designed for recessed installation of the electrical socket
(2 module round junction box, support and socket non included).
Progettato per installazione integrata della presa elettrica
(scatola rotonda a due moduli, supporto e frutto non inclusi nella confezione).
Vorgesehen für die Installation mit integrierter Steckdose
(runde Abzweigdose mit 2-Modulen, elektrische Steckdose nicht im Produkt enthalten).
Conçu pour installation intégrant des prises électriques
(boîte de dérivation ronde à 2 modules, appareillage électrique non inclus dans le produit).

**Article code / Codice articolo / Artikelnummer / Code de l'article**

DRIVER not included / DRIVER non incluso / DRIVER nicht inbegriffen / DRIVER non inclus

4195B-3004 LED 1.1W-24Vdc-100lm-3000K-CRI85

4195B-2704 LED 1.1W-24Vdc-95lm-2700K-CRI85

4195B-4004 LED 1.1W-24Vdc-106lm-4000K-CRI85

Weight / Peso / Gewicht / Poids

1,9 Kg

Materials / Materiali / Materialien / Matériaux

CRISTALY® Paintable / Colorabile / Färbbar / Colorable

Cover / Schermo / Schutzschirm / Écran

Panel in satin methacrylate (included) / Pannello in metacrilato satinato (incluso)

Platte aus mattem Methacrylat (inbegriffen) / Panneau en méthacrylate satiné (inclus)

Plasterboard hole / Foro cartongesso / Bohrung im Gipskarton / Trou pour plaque de plâtre

210 x 260 mm

Compatible Drivers / Driver compatibili / Kompatible Driver / Drivers compatibles

026.258 DRIVER ON/OFF 12W 24Vdc

026.259 DRIVER ON/OFF 30W 24Vdc

026.260 DRIVER ON/OFF 60W 24Vdc

026.301 DRIVER DIM PUSH/0-10V/DALI 24W 24Vdc

026.209 DRIVER DIM PUSH/1-10V 60W 24Vdc

026.190 + 026.260 DRIVER DIM PUSH/0-10V/DALI 60W 24Vdc

Accessories / Accessori / Zubehöre / Accessoires

023.479 Housing box for brickwork / Controcassa per muratura

Einbaugeschäule für Betonwand / Boitier pour béton/briques

[Housing box / Controcassa / Gegengehäules / Contre-caisse 210 x 260 x 90 mm]

[Hole / Foro / Bohrung / Trou 240 x 290 x 100 mm]

099.142 Emergency Kit / Kit emergenza / Notfall-Kit / Kit d'urgence (P.644)

IP20
IP44C.V.
[V]

Without predisposition for electrical outlet.

Senza predisposizione per presa elettrica.

Ohne Aussparung für Steckdose.

Sans prédisposition pour prise électrique.

4058 HITE
4062 PERTO
4099 PICI
4154B RAGO SMALL
4155B RAGO
4156 RAGO BIG
4160 SIRENA
4164 OGEE
4199 SCUDO
4112 CAMELIA

4167 CHIMERA
4198 OTTA
4201 OLO
4202 COCO
4204B STIC

Designed by 9010novantadiecì

EN The CRISTALY® recessed path marker spotlights line has a recess that distinguishes an essential design that is made up of different geometric shapes. The integrated light allows one to diffuse light in passage areas in order to ensure safety and visual comfort.

IT La linea di faretti segnapasso ad incasso in CRISTALY® presenta un incavo che ne contraddistingue il design essenziale di diverse forme geometriche. La luce integrata consente di diffondere l'illuminazione in zone di passaggio per garantire sicurezza e comfort visivo.

DE Die Linie von Einbau-Orientierungsspotlights aus CRISTALY® weist eine Mulde auf, die ihr essentielles, in verschiedenen geometrischen Formen ausgelegtes Design kennzeichnet. Die eingebaute Leuchte verbreitet Licht in Durchgangsbereichen und gewährt Sicherheit und Sichtkomfort.

FR La ligne de spots de jalonnement encastrés en CRISTALY® se distingue par une rainure qui distingue le design sobre de différentes formes géométriques. La lumière intégrée permet de diffuser l'éclairage dans les zones de passage pour assurer la sécurité et le confort visuel.



Art. 4058



Art. 4199

Art. 4099



Art.
4058 [...] 4204B

Segnapassi
Pathmarkers
Orientierungsbeleuchtung
Balisages encastrés



Art. 4062

Art. 4164





Art. 4156

Art. 4167



Art. 4204B



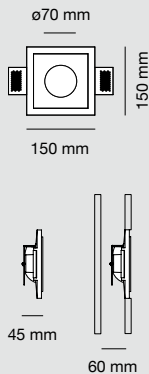


Art. 4160

Art. 4112



4058 HITE



Article code / Codice articolo / Artikelnummer / Code de l'article

DRIVER not included / DRIVER non incluso / DRIVER nicht inbegriffen / DRIVER non inclus

4058-3001 LED 3.5W-24Vdc-350lm-3000K-CRI90

4058-2701 LED 3.5W-24Vdc-330lm-2700K-CRI90

4058-4001 LED 3.5W-24Vdc-370lm-4000K-CRI90

Weight / Peso / Gewicht / Poids

0,55 Kg

Materials / Materiali / Materialien / Matériaux

CRISTALY® Paintable / Colorabile / Färbbar / Colorable

Plasterboard hole / Foro cartongesso / Bohrung im Gipskarton / Trou pour plaque de plâtre

155 x 155 mm

Compatible Drivers / Driver compatibili / Kompatible Driver / Drivers compatibles

026.258 DRIVER ON/OFF 12W 24Vdc

026.259 DRIVER ON/OFF 30W 24Vdc

026.260 DRIVER ON/OFF 60W 24Vdc

026.301 DRIVER DIM PUSH/0-10V/DALI 24W 24Vdc

026.209 DRIVER DIM PUSH/1-10V 60W 24Vdc

026.190 + 026.260 DRIVER DIM PUSH/0-10V/DALI 60W 24Vdc

Accessories / Accessori / Zubehöre / Accessoires

023.453 Housing box for brickwork / Controcassa per muratura

Einbaugehäuse für Betonwand / Boîtier pour béton/briques

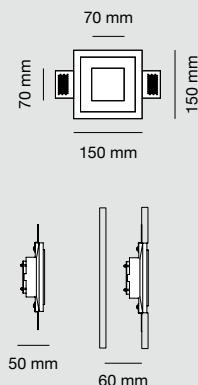
[Housing box / Controcassa / Gegengehäuses / Contre-caisse 155 x 155 x 70 mm]

[Hole / Foro / Bohrung / Trou 185 x 185 x 80 mm]

099.142 Emergency Kit / Kit emergenza / Notfall-Kit / Kit d'urgence (P644)



4062 PERTO



Article code / Codice articolo / Artikelnummer / Code de l'article

DRIVER not included / DRIVER non incluso / DRIVER nicht inbegriffen / DRIVER non inclus

4062-3001 LED 3.5W-24Vdc-350lm-3000K-CRI90

4062-2701 LED 3.5W-24Vdc-330lm-2700K-CRI90

4062-4001 LED 3.5W-24Vdc-370lm-4000K-CRI90

Weight / Peso / Gewicht / Poids

0,65 Kg

Materials / Materiali / Materialien / Matériaux

CRISTALY® Paintable / Colorabile / Färbbar / Colorable

Plasterboard hole / Foro cartongesso / Bohrung im Gipskarton / Trou pour plaque de plâtre

155 x 155 mm

Compatible Drivers / Driver compatibili / Kompatible Driver / Drivers compatibles

026.258 DRIVER ON/OFF 12W 24Vdc

026.259 DRIVER ON/OFF 30W 24Vdc

026.260 DRIVER ON/OFF 60W 24Vdc

026.301 DRIVER DIM PUSH/0-10V/DALI 24W 24Vdc

026.209 DRIVER DIM PUSH/1-10V 60W 24Vdc

026.190 + 026.260 DRIVER DIM PUSH/0-10V/DALI 60W 24Vdc

Accessories / Accessori / Zubehöre / Accessoires

023.453 Housing box for brickwork / Controcassa per muratura

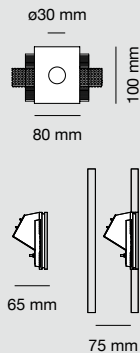
Einbaugehäuse für Betonwand / Boîtier pour béton/briques

[Housing box / Controcassa / Gegengehäuses / Contre-caisse 155 x 155 x 70 mm]

[Hole / Foro / Bohrung / Trou 185 x 185 x 80 mm]

099.142 Emergency Kit / Kit emergenza / Notfall-Kit / Kit d'urgence (P644)





Article code / Codice articolo / Artikelnummer / Code de l'article

DRIVER not included / DRIVER non incluso / DRIVER nicht inbegriffen / DRIVER non inclus

4099-3000	LED 2W-24Vdc-200lm-3000K-CRI90
4099-2700	LED 2W-24Vdc-190lm-2700K-CRI90
4099-4000	LED 2W-24Vdc-210lm-4000K-CRI90

Weight / Peso / Gewicht / Poids

0,5 Kg

Materials / Materiali / Materialien / Matériaux

CRISTALY® Paintable / Colorabile / Färbbar / Colorable

Plasterboard hole / Foro cartongesso / Bohrung im Gipskarton / Trou pour plaque de plâtre

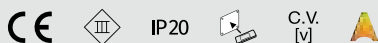
85 x 105 mm

Compatible Drivers / Driver compatibili / Kompatible Driver / Drivers compatibles

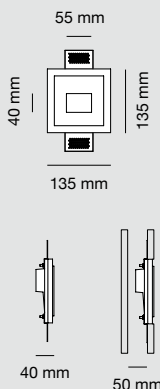
026.258	DRIVER ON/OFF 12W 24Vdc
026.259	DRIVER ON/OFF 30W 24Vdc
026.260	DRIVER ON/OFF 60W 24Vdc
026.301	DRIVER DIM PUSH/0-10V/DALI 24W 24Vdc
026.209	DRIVER DIM PUSH/1-10V 60W 24Vdc
026.190 + 026.260	DRIVER DIM PUSH/0-10V/DALI 60W 24Vdc

Accessories / Accessori / Zubehöre / Accessoires

023.411	Housing box for brickwork / Controcassa per muratura Einbaugehäuse für Betonwand / Boîtier pour béton/briques [Housing box / Controcassa / Gegengehäuses / Contre-caisse 105 x 115 x 70 mm] [Hole / Foro / Bohrung / Trou 135 x 145 x 80 mm]
099.142	Emergency Kit / Kit emergenza / Notfall-Kit / Kit d'urgence (P.644)



4154B RAGO SMALL



Article code / Codice articolo / Artikelnummer / Code de l'article

DRIVER not included / DRIVER non incluso / DRIVER nicht inbegriffen / DRIVER non inclus

4154B-3004	LED 1.1W-24Vdc-100lm-3000K-CRI85
4154B-2704	LED 1.1W-24Vdc-95lm-2700K-CRI85
4154B-4004	LED 1.1W-24Vdc-106lm-4000K-CRI85

Weight / Peso / Gewicht / Poids

0,65 Kg

Materials / Materiali / Materialien / Matériaux

CRISTALY® Paintable / Colorabile / Färbbar / Colorable

Cover / Schermo / Schutzschirm / Écran

Transparent cover included (opal cover available on demand) / Con schermo trasparente (opalino su richiesta)
Mit transparentem Schutzschirm (trüb auf Anfrage) / Avec écran transparent (opalin sur demande)

Plasterboard hole / Foro cartongesso / Bohrung im Gipskarton / Trou pour plaque de plâtre

140 x 140 mm

Compatible Drivers / Driver compatibili / Kompatible Driver / Drivers compatibles

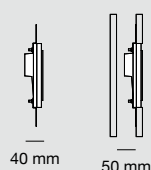
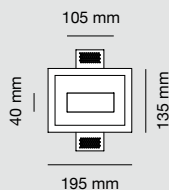
026.258	DRIVER ON/OFF 12W 24Vdc
026.259	DRIVER ON/OFF 30W 24Vdc
026.260	DRIVER ON/OFF 60W 24Vdc
026.301	DRIVER DIM PUSH/0-10V/DALI 24W 24Vdc
026.209	DRIVER DIM PUSH/1-10V 60W 24Vdc
026.190 + 026.260	DRIVER DIM PUSH/0-10V/DALI 60W 24Vdc

Accessories / Accessori / Zubehöre / Accessoires

023.478	Housing box for brickwork / Controcassa per muratura Einbaugehäuse für Betonwand / Boîtier pour béton/briques [Housing box / Controcassa / Gegengehäuses / Contre-caisse 140 x 140 x 75 mm] [Hole / Foro / Bohrung / Trou 170 x 170 x 85 mm]
099.142	Emergency Kit / Kit emergenza / Notfall-Kit / Kit d'urgence (P.644)



4155B RAGO



Article code / Codice articolo / Artikelnummer / Code de l'article

DRIVER not included / DRIVER non incluso / DRIVER nicht inbegriffen / DRIVER non inclus

4155B-3004 LED 2.2W-24Vdc-200lm-3000K-CRI85

4155B-2704 LED 2.2W-24Vdc-190lm-2700K-CRI85

4155B-4004 LED 2.2W-24Vdc-213lm-4000K-CRI85

Weight / Peso / Gewicht / Poids

0,95 Kg

Materials / Materiali / Materialien / Matériaux

CRISTALY® Paintable / Colorabile / Färbbar / Colorable

Cover / Schermo / Schutzschirm / Écran

Trasparent cover included (opal cover available on demand) / Con schermo trasparente (opalino su richiesta)

Mit transparentem Schutzschirm (trüb auf Anfrage) / Avec écran transparent (opalin sur demande)

Plasterboard hole / Foro cartongesso / Bohrung im Gipskarton / Trou pour plaque de plâtre

200 x 140 mm

Compatible Drivers / Driver compatibili / Kompatible Driver / Drivers compatibles

026.258 DRIVER ON/OFF 12W 24Vdc

026.259 DRIVER ON/OFF 30W 24Vdc

026.260 DRIVER ON/OFF 60W 24Vdc

026.301 DRIVER DIM PUSH/0-10V/DALI 24W 24Vdc

026.209 DRIVER DIM PUSH/1-10V 60W 24Vdc

026.190 + 026.260 DRIVER DIM PUSH/0-10V/DALI 60W 24Vdc

Accessories / Accessori / Zubehöre / Accessoires

023.452 Housing box for brickwork / Controcassa per muratura

Einbauehäuse für Betonwand / Boîtier pour béton/briques

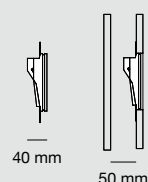
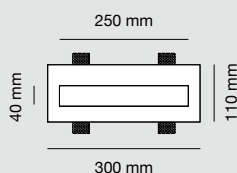
[Housing box / Controcassa / Gegengehäuses / Contre-caisse 140 x 200 x 55 mm]

[Hole / Foro / Bohrung / Trou 170 x 230 x 65 mm]

099.142 Emergency Kit / Kit emergenza / Notfall-Kit / Kit d'urgence (P.644)



4156 RAGO BIG



Article code / Codice articolo / Artikelnummer / Code de l'article

DRIVER not included / DRIVER non incluso / DRIVER nicht inbegriffen / DRIVER non inclus

4156-3004 LED 5.5W-24Vdc-500lm-3000K-CRI85

4156-2704 LED 5.5W-24Vdc-475lm-2700K-CRI85

4156-4004 LED 5.5W-24Vdc-530lm-4000K-CRI85

Weight / Peso / Gewicht / Poids

1,2 Kg

Materials / Materiali / Materialien / Matériaux

CRISTALY® Paintable / Colorabile / Färbbar / Colorable

Cover / Schermo / Schutzschirm / Écran

Trasparent cover included (opal cover available on demand) / Con schermo trasparente (opalino su richiesta)

Mit transparentem Schutzschirm (trüb auf Anfrage) / Avec écran transparent (opalin sur demande)

Plasterboard hole / Foro cartongesso / Bohrung im Gipskarton / Trou pour plaque de plâtre

305 x 115 mm

Compatible Drivers / Driver compatibili / Kompatible Driver / Drivers compatibles

026.258 DRIVER ON/OFF 12W 24Vdc

026.259 DRIVER ON/OFF 30W 24Vdc

026.260 DRIVER ON/OFF 60W 24Vdc

026.301 DRIVER DIM PUSH/0-10V/DALI 24W 24Vdc

026.209 DRIVER DIM PUSH/1-10V 60W 24Vdc

026.190 + 026.260 DRIVER DIM PUSH/0-10V/DALI 60W 24Vdc

Accessories / Accessori / Zubehöre / Accessoires

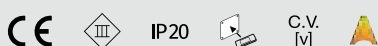
023.452 Housing box for brickwork / Controcassa per muratura

Einbauehäuse für Betonwand / Boîtier pour béton/briques

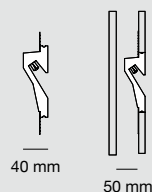
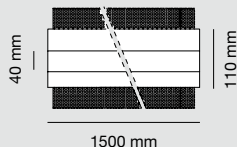
[Housing box / Controcassa / Gegengehäuses / Contre-caisse 140 x 200 x 55 mm]

[Hole / Foro / Bohrung / Trou 170 x 230 x 65 mm]

099.142 Emergency Kit / Kit emergenza / Notfall-Kit / Kit d'urgence (P.644)



4160 SIRENA



Article code / Codice articolo / Artikelnummer / Code de l'article

DRIVER not included / DRIVER non incluso / DRIVER nicht inbegriffen / DRIVER non inclus
 Without electrical part / Senza parte elettrica / Ohne elektrischen Teil / Sans partie électrique
 4160-00 LED= MAX 20W/m

Weight / Peso / Gewicht / Poids

6,7 Kg

Materials / Materiali / Materialien / Matériaux

CRISTALY® Paintable / Colorabile / Färbbar / Colorable

Plasterboard hole / Foro cartongesso / Bohrung im Gipskarton / Trou pour plaque de plâtre

1505 (155*) x 115 mm

* Terminal parts are included in measures / Misure comprensive di parti terminali

Endkappen sind in der Abmessung eingeschlossen / Les tête de fermetures sont comprises dans les mesures

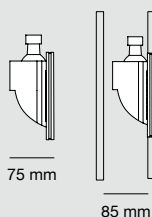
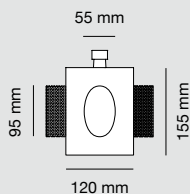
Accessories / Accessori / Zubehöre / Accessoires

LED Strip (P.632)

DRIVER (P.639)



4164 OGEE



Article code / Codice articolo / Artikelnummer / Code de l'article

Bulb not included / Lampadina non inclusa / Leuchtmittel nicht inbegriffen / Ampoule non incluse
 4164-35 GU10 ø50 MAX 10W-240V

Weight / Peso / Gewicht / Poids

0,85 Kg

Materials / Materiali / Materialien / Matériaux

CRISTALY® Paintable / Colorabile / Färbbar / Colorable

Plasterboard hole / Foro cartongesso / Bohrung im Gipskarton / Trou pour plaque de plâtre

125 x 160 mm

Accessories / Accessori / Zubehöre / Accessoires

023.446 Housing box for brickwork / Controcassa per muratura
 Einbaugehäuse für Betonwand / Boîtier pour béton/briques
 [Housing box / Controcassa / Gegengehäuses / Contre-caisse 125 x 225 x 85 mm]
 [Hole / Foro / Bohrung / Trou 155 x 255 x 95 mm]

L011-30161 LED 7W 220-240V 3000K 60°

L012-30163 LED 9W 220-240V 3000K 60°

L014-30161 LED 7W 220-240V 3000K 30°

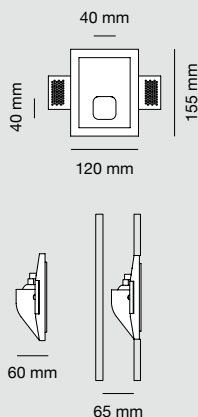
L015-30163 LED 9W 220-240V 3000K 30°



IP20



4199 SCUDO



Article code / Codice articolo / Artikelnummer / Code de l'article

Bulb not included / Lampadina non inclusa / Leuchtmittel nicht inbegriffen / Ampoule non incluse
4199-35 GU10 ø35 MAX 5W-240V

Weight / Peso / Gewicht / Poids

0,6 Kg

Materials / Materiali / Materialien / Matériaux

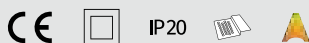
CRISTALY® Paintable / Colorabile / Färbbar / Colorable

Plasterboard hole / Foro cartongesso / Bohrung im Gipskarton / Trou pour plaque de plâtre

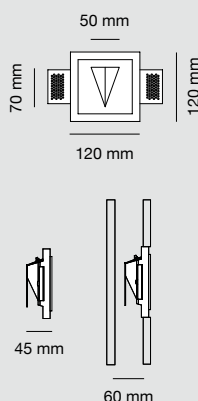
125 x 160 mm

Accessories / Accessori / Zubehöre / Accessoires

023.446 Housing box for brickwork / Controcassa per muratura
Einbaugehäuse für Betonwand / Boîtier pour béton/briques
[Housing box / Controcassa / Gegengehäuses / Contre-caisse 125 x 160 x 85 mm]
[Hole / Foro / Bohrung / Trou 155 x 190 x 95 mm]
L007 GU10 ø35 mm LED 4W-220-240V



4112 CAMELIA



Article code / Codice articolo / Artikelnummer / Code de l'article

DRIVER not included / DRIVER non incluso / DRIVER nicht inbegriffen / DRIVER non inclus

4112-3000 LED 2W-24Vdc-200lm-3000K-CRI90

4112-2700 LED 2W-24Vdc-190lm-2700K-CRI90

4112-4000 LED 2W-24Vdc-210lm-4000K-CRI90

Weight / Peso / Gewicht / Poids

0,55 Kg

Materials / Materiali / Materialien / Matériaux

CRISTALY® Paintable / Colorabile / Färbbar / Colorable

Plasterboard hole / Foro cartongesso / Bohrung im Gipskarton / Trou pour plaque de plâtre

125 x 125 mm

Compatible Drivers / Driver compatibili / Kompatible Driver / Drivers compatibles

026.258 DRIVER ON/OFF 12W 24Vdc

026.259 DRIVER ON/OFF 30W 24Vdc

026.260 DRIVER ON/OFF 60W 24Vdc

026.301 DRIVER DIM PUSH/0-10V/DALI 24W 24Vdc

026.209 DRIVER DIM PUSH/1-10V 60W 24Vdc

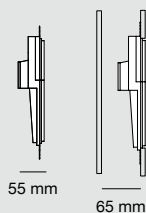
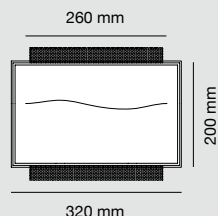
026.190 + 026.260 DRIVER DIM PUSH/0-10V/DALI 60W 24Vdc

Accessories / Accessori / Zubehöre / Accessoires

023.421 Housing box for brickwork / Controcassa per muratura
Einbaugehäuse für Betonwand / Boîtier pour béton/briques
[Housing box / Controcassa / Gegengehäuses / Contre-caisse 125 x 125 x 60 mm]
[Hole / Foro / Bohrung / Trou 155 x 155 x 70 mm]
099.142 Emergency Kit / Kit emergenza / Notfall-Kit / Kit d'urgence (P.644)



4167 CHIMERA



Article code / Codice articolo / Artikelnummer / Code de l'article

DRIVER not included / DRIVER non incluso / DRIVER nicht inbegriffen / DRIVER non inclus

- 4167-3004 LED 6.5W-24Vdc-600lm-3000K-CRI85
- 4167-2704 LED 6.5W-24Vdc-570lm-2700K-CRI85
- 4167-4004 LED 6.5W-24Vdc-640lm-4000K-CRI85

Weight / Peso / Gewicht / Poids

2,7 Kg

Materials / Materiali / Materialien / Matériaux

CRISTALY® Paintable / Colorabile / Färbbar / Colorable

Plasterboard hole / Foro cartongesso / Bohrung im Gipskarton / Trou pour plaque de plâtre

325 x 205 mm

Compatible Drivers / Driver compatibili / Kompatible Driver / Drivers compatibles

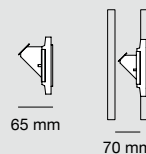
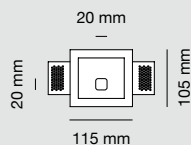
- 026.258 DRIVER ON/OFF 12W 24Vdc
- 026.259 DRIVER ON/OFF 30W 24Vdc
- 026.260 DRIVER ON/OFF 60W 24Vdc
- 026.301 DRIVER DIM PUSH/0-10V/DALI 24W 24Vdc
- 026.209 DRIVER DIM PUSH/1-10V 60W 24Vdc
- 026.190 + 026.260 DRIVER DIM PUSH/0-10V/DALI 60W 24Vdc

Accessories / Accessori / Zubehöre / Accessoires

- 023.444 Housing box for brickwork / Controcassa per muratura
Einbaugehäuse für Betonwand / Boîtier pour béton/briques
[Housing box / Controcassa / Gegengehäuses / Contre-caisse 325 x 205 x 65 mm]
[Hole / Foro / Bohrung / Trou 355 x 235 x 75 mm]
- 099.142 Emergency Kit / Kit emergenza / Notfall-Kit / Kit d'urgence (P644)



4198 OTTA



Article code / Codice articolo / Artikelnummer / Code de l'article

DRIVER not included / DRIVER non incluso / DRIVER nicht inbegriffen / DRIVER non inclus

- 4198-3000 LED 2W-24Vdc-200lm-3000K-CRI90
- 4198-2700 LED 2W-24Vdc-190lm-2700K-CRI90
- 4198-4000 LED 2W-24Vdc-210lm-4000K-CRI90

Weight / Peso / Gewicht / Poids

0,35 Kg

Materials / Materiali / Materialien / Matériaux

CRISTALY® Paintable / Colorabile / Färbbar / Colorable

Plasterboard hole / Foro cartongesso / Bohrung im Gipskarton / Trou pour plaque de plâtre

120 x 110 mm

Compatible Drivers / Driver compatibili / Kompatible Driver / Drivers compatibles

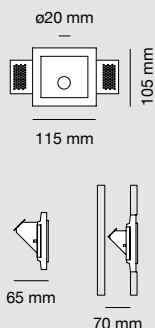
- 026.258 DRIVER ON/OFF 12W 24Vdc
- 026.259 DRIVER ON/OFF 30W 24Vdc
- 026.260 DRIVER ON/OFF 60W 24Vdc
- 026.301 DRIVER DIM PUSH/0-10V/DALI 24W 24Vdc
- 026.209 DRIVER DIM PUSH/1-10V 60W 24Vdc
- 026.190 + 026.260 DRIVER DIM PUSH/0-10V/DALI 60W 24Vdc

Accessories / Accessori / Zubehöre / Accessoires

- 023.411 Housing box for brickwork / Controcassa per muratura
Einbaugehäuse für Betonwand / Boîtier pour béton/briques
[Housing box / Controcassa / Gegengehäuses / Contre-caisse 105 x 115 x 70 mm]
[Hole / Foro / Bohrung / Trou 135 x 145 x 80 mm]
- 099.142 Emergency Kit / Kit emergenza / Notfall-Kit / Kit d'urgence (P644)



4201 OLO



Article code / Codice articolo / Artikelnummer / Code de l'article

DRIVER not included / DRIVER non incluso / DRIVER nicht inbegriffen / DRIVER non inclus

4201-3000	LED 2W-24Vdc-200lm-3000K-CRI90
4201-2700	LED 2W-24Vdc-190lm-2700K-CRI90
4201-4000	LED 2W-24Vdc-210lm-4000K-CRI90

Weight / Peso / Gewicht / Poids

0,35 Kg

Materials / Materiali / Materialien / Matériaux

CRISTALY® Paintable / Colorabile / Färbbar / Colorable

Plasterboard hole / Foro cartongesso / Bohrung im Gipskarton / Trou pour plaque de plâtre

120 x 110 mm

Compatible Drivers / Driver compatibili / Kompatible Driver / Drivers compatibles

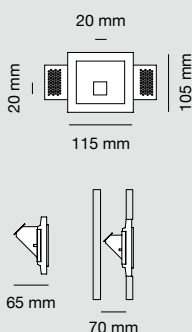
026.258	DRIVER ON/OFF 12W 24Vdc
026.259	DRIVER ON/OFF 30W 24Vdc
026.260	DRIVER ON/OFF 60W 24Vdc
026.301	DRIVER DIM PUSH/0-10V/DALI 24W 24Vdc
026.209	DRIVER DIM PUSH/1-10V 60W 24Vdc
026.190 + 026.260	DRIVER DIM PUSH/0-10V/DALI 60W 24Vdc

Accessories / Accessori / Zubehöre / Accessoires

023.411	Housing box for brickwork / Controcassa per muratura Einbaugehäuse für Betonwand / Boîtier pour béton/briques [Housing box / Controcassa / Gegengehäuses / Contre-caisse [105 x 115 x 70 mm] [Hole / Foro / Bohrung / Trou 135 x 145 x 80 mm]
099.142	Emergency Kit / Kit emergenza / Notfall-Kit / Kit d'urgence (P644)



4202 COCO



Article code / Codice articolo / Artikelnummer / Code de l'article

DRIVER not included / DRIVER non incluso / DRIVER nicht inbegriffen / DRIVER non inclus

4202-3000	LED 2W-24Vdc-200lm-3000K-CRI90
4202-2700	LED 2W-24Vdc-190lm-2700K-CRI90
4202-4000	LED 2W-24Vdc-210lm-4000K-CRI90

Weight / Peso / Gewicht / Poids

0,35 Kg

Materials / Materiali / Materialien / Matériaux

CRISTALY® Paintable / Colorabile / Färbbar / Colorable

Plasterboard hole / Foro cartongesso / Bohrung im Gipskarton / Trou pour plaque de plâtre

120 x 110 mm

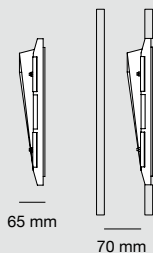
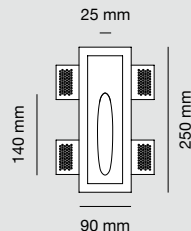
Compatible Drivers / Driver compatibili / Kompatible Driver / Drivers compatibles

026.258	DRIVER ON/OFF 12W 24Vdc
026.259	DRIVER ON/OFF 30W 24Vdc
026.260	DRIVER ON/OFF 60W 24Vdc
026.301	DRIVER DIM PUSH/0-10V/DALI 24W 24Vdc
026.209	DRIVER DIM PUSH/1-10V 60W 24Vdc
026.190 + 026.260	DRIVER DIM PUSH/0-10V/DALI 60W 24Vdc

Accessories / Accessori / Zubehöre / Accessoires

023.411	Housing box for brickwork / Controcassa per muratura Einbaugehäuse für Betonwand / Boîtier pour béton/briques [Housing box / Controcassa / Gegengehäuses / Contre-caisse 105 x 115 x 70 mm] [Hole / Foro / Bohrung / Trou 135 x 145 x 80 mm]
099.142	Emergency Kit / Kit emergenza / Notfall-Kit / Kit d'urgence (P644)





Article code / Codice articolo / Artikelnummer / Code de l'article

DRIVER not included / DRIVER non incluso / DRIVER nicht inbegriffen / DRIVER non inclus

4204B-3000 LED 2W-24Vdc-200lm-3000K-CRI90

4204B-2700 LED 2W-24Vdc-190lm-2700K-CRI90

4204B-4000 LED 2W-24Vdc-210lm-4000K-CRI90

Weight / Peso / Gewicht / Poids

1,2 Kg

Materials / Materiali / Materialien / Matériaux

CRISTALY® Paintable / Colorabile / Färbbar / Colorable

Plasterboard hole / Foro cartongesso / Bohrung im Gipskarton / Trou pour plaque de plâtre

95 x 255 mm

Compatible Drivers / Driver compatibili / Kompatible Driver / Drivers compatibles

026.258 DRIVER ON/OFF 12W 24Vdc

026.259 DRIVER ON/OFF 30W 24Vdc

026.260 DRIVER ON/OFF 60W 24Vdc

026.301 DRIVER DIM PUSH/0-10V/DALI 24W 24Vdc

026.209 DRIVER DIM PUSH/1-10V 60W 24Vdc

026.190 + 026.260 DRIVER DIM PUSH/0-10V/DALI 60W 24Vdc

Accessories / Accessori / Zubehöre / Accessoires

023.499 Housing box for brickwork / Controcassa per muratura

Einbaugehäuse für Betonwand / Boîtier pour béton/briques

[Housing box / Controcassa / Gegengehäuses / Contre-caisse 95 x 255 x 65 mm]

[Hole / Foro / Bohrung / Trou 125 x 285 x 75 mm]

099.142 Emergency Kit / Kit emergenza / Notfall-Kit / Kit d'urgence (P.644)



4205A AIDA
4205B SIVIGLIA
4205C TRAVIATA BIG
4205D TRAVIATA
4205E TOSCA
4205F TOSCA BIG
4205G NABUCCO
4205H NABUCCO BIG
4205L BOHÈME
4205M RIGOLETTO
4205O NORMA


Designed by 9010novantadiecì

EN This series of low voltage path makers is an innovative, patented lighting system, which guarantees safety and practicality of use thanks to the possibility of installation in junction boxes. The lighting supports can be painted to match the colour of the walls of the environment in which they are installed.

IT La serie di segnapassi a bassa tensione è un innovativo sistema di illuminazione brevettato, che garantisce sicurezza e praticità d'uso grazie alla possibilità di installazione in scatole di derivazione. I supporti illuminanti possono essere tinteggiati per adattarsi alle tonalità delle pareti dell'ambiente in cui vengono installati.

DE Diese Serie von Niederspannungs-Orientierungsleuchten ist ein innovatives patentiertes Beleuchtungssystem, das Sicherheit und Bedienungsfreundlichkeit bietet und in Abzweigkästen installiert werden kann. Die Leuchtfassungen können passend zu den Farbtönen des Ambientes, in dem das System installiert werden soll, gefärbt werden.

FR La série de spots de jalonnement à basse tension est un système d'éclairage innovant et breveté qui garantit la sécurité et la facilité d'utilisation grâce à la possibilité d'installation dans des boîtes de dérivation. Les supports d'éclairage peuvent être peints pour s'adapter à la couleur des murs de la pièce dans laquelle ils sont installés.



Segnapassi
Pathmarkers
Orientierungsbeleuchtung
Balisages encastrés



Art. 4205D



Art. 4205F



Art. 4205B

Art. 4205A



Art.
4205

Segnapassi
Pathmarkers
Orientierungsbeleuchtung
Balisages encastrés

QUICK FIXING
FISSAGGIO RAPIDO
SCHNELLE BEFESTIGUNG
FIXATION RAPIDE

EN Lighting effects that draw the eye, show the way and light up every corner of your home! Not just recessed or traditional wall installation. 9010novantadieci proposes a new series of products ideal for fixing to on the connector block for wall-mounting of three or four units. Beautiful to look at and useful to live with. They're safe, quick to install and can even be painted to match the wall. When innovative rhymes with creative!

IT Giochi di luce che attirano lo sguardo, conducono il cammino e rendono performanti anche gli angoli di casa tua! Non solo incasso o installazione murale tradizionale. 9010 propone una nuova serie di prodotti compatibili ideati al fissaggio su scatola di derivazione per muratura a tre e quattro moduli. Belli da vedere e utili da vivere. Sono sicuri, rapidi da installare e possono anche essere verniciati e integrati nel colore della parete. Quando innovativo fa rima con creativo!

DE Lichtspiele, die Blicke anziehen, den Weg weisen und alle Winkel Ihres Hauses ins Licht rücken! Nicht nur traditionelle Einbauder Wandleuchten. 9010novantadieci bietet eine neue Produktreihe an, geeignet für die Befestigung an Anschlusskästen für Mauerwerk mit drei und vier Modulen, schön anzusehen und nützlich für den Alltag. Sie sind sicher, schnell zu installieren und können auch lackiert und der Farbe der Wand angepasst werden. Wenn sich innovativ mit kreativ reimt!

FR Des jeux de lumière qui attirent le regard, conduisent la cheminée et rendent même les coins de votre maison performants! Pas seulement un encastrément ou une installation murale traditionnelle. 9010novantadieci propose une nouvelle série de produits adaptés pour la fixation sur la boîte de dérivation pour maçonnerie à trois et quatre modules. Beaux à voir et utiles à vivre. Ils sont sûrs, rapides à installer et ils peuvent aussi être peints et intégrés dans la couleur du mur. Quand innovation rime avec création!

1 Quick fixing using an exclusive 9010novantadieci magnetic system (patented)
Fissaggio rapido tramite sistema magnetico esclusivo 9010 (brevettato)
Schnelle Befestigung mit exklusivem Magnetsystem 9010novantadieci (patentiert)
Fixation rapide avec un système magnétique exclusif 9010novantadieci (breveté)


2 Low voltage for maximum safety
Bassa tensione per massima sicurezza
Niederspannung für höchste Sicherheit
Basse tension pour une sécurité maximale

3 24Vdc operation with parallel connection
Funzionamento in 24Vdc con collegamento in parallelo
24Vdc-Betrieb mit Parallelschaltung
Fonctionnement en 24Vdc avec connexion en parallèle

4 Can be coloured with wall painting
Possibilità di essere colorati con pittura murale
Mit Wandfarbe lackierbar
Possibilité de coloration avec de la peinture pour bâtiment



Art. 4205B

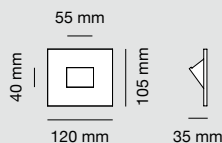


Segnapassi
Pathmarkers
Orientierungsbeleuchtung
Balisages encastrés

Art.
4205

9010novantadiecì Indoor

533

**Article code / Codice articolo / Artikelnummer / Code de l'article**

DRIVER not included / DRIVER non incluso / DRIVER nicht inbegriffen / DRIVER non inclus

4205A-3004	LED 1.1W-24Vdc-100lm-3000K-CRI85
4205A-2704	LED 1.1W-24Vdc-95lm-2700K-CRI85
4205A-4004	LED 1.1W-24Vdc-106lm-4000K-CRI85

Weight / Peso / Gewicht / Poids

0,3 Kg

Materials / Materiali / Materialien / Matériaux

CRISTALY® Paintable / Colorabile / Färbbar / Colorable

Compatible Drivers / Driver compatibili / Kompatible Driver / Drivers compatibles

026.258	DRIVER ON/OFF 12W 24Vdc
026.259	DRIVER ON/OFF 30W 24Vdc
026.260	DRIVER ON/OFF 60W 24Vdc
026.301	DRIVER DIM PUSH/0-10V/DALI 24W 24Vdc
026.209	DRIVER DIM PUSH/1-10V 60W 24Vdc
026.190 + 026.260	DRIVER DIM PUSH/0-10V/DALI 60W 24Vdc

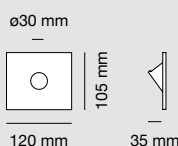
Accessories / Accessori / Zubehöre / Accessoires

099.142	Emergency Kit / Kit emergenza / Notfall-Kit / Kit d'urgence (P.644)
022.414	Compatible electrical box / Scatola di derivazione compatibile Kompatiblen Anschlusskasten / Boîte de dérivation compatible



Installation in a horizontal 3 module junction box. Internal measures 96 x 59 mm (not included).
 Installazione in scatola di derivazione a 3 moduli orizzontale. Misure interne 96 x 59 mm (non inclusa).
 Einbau in eine Abzweigdose mit 3 horizontalen Modulen. Interne Maßnahmen 96 x 59 mm (nicht im Lieferumfang enthalten).
 Installation dans une boîte de dérivation à 3 modules horizontaux. Mesures internes 96 x 59 mm (non inclus).

4205B SIVIGLIA

**Article code / Codice articolo / Artikelnummer / Code de l'article**

DRIVER not included / DRIVER non incluso / DRIVER nicht inbegriffen / DRIVER non inclus

4205B-3000	LED 2W-24Vdc-200lm-3000K-CRI90
4205B-2700	LED 2W-24Vdc-190lm-2700K-CRI90
4205B-4000	LED 2W-24Vdc-210lm-4000K-CRI90

Weight / Peso / Gewicht / Poids

0,3 Kg

Materials / Materiali / Materialien / Matériaux

CRISTALY® Paintable / Colorabile / Färbbar / Colorable

Compatible Drivers / Driver compatibili / Kompatible Driver / Drivers compatibles

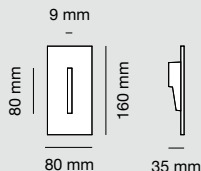
026.258	DRIVER ON/OFF 12W 24Vdc
026.259	DRIVER ON/OFF 30W 24Vdc
026.260	DRIVER ON/OFF 60W 24Vdc
026.301	DRIVER DIM PUSH/0-10V/DALI 24W 24Vdc
026.209	DRIVER DIM PUSH/1-10V 60W 24Vdc
026.190 + 026.260	DRIVER DIM PUSH/0-10V/DALI 60W 24Vdc

Accessories / Accessori / Zubehöre / Accessoires

099.142	Emergency Kit / Kit emergenza / Notfall-Kit / Kit d'urgence (P.644)
022.414	Compatible electrical box / Scatola di derivazione compatibile Kompatiblen Anschlusskasten / Boîte de dérivation compatible



Installation in a horizontal 3 module junction box. Internal measures 96 x 59 mm (not included).
 Installazione in scatola di derivazione a 3 moduli orizzontale. Misure interne 96 x 59 mm (non inclusa).
 Einbau in eine Abzweigdose mit 3 horizontalen Modulen. Interne Maßnahmen 96 x 59 mm (nicht im Lieferumfang enthalten).
 Installation dans une boîte de dérivation à 3 modules horizontaux. Mesures internes 96 x 59 mm (non inclus).

**Article code / Codice articolo / Artikelnummer / Code de l'article**

DRIVER not included / DRIVER non incluso / DRIVER nicht inbegriffen / DRIVER non inclus

4205C-3000 LED 2W-24Vdc-200lm-3000K-CRI90

4205C-2700 LED 2W-24Vdc-190lm-2700K-CRI90

4205C-4000 LED 2W-24Vdc-210lm-4000K-CRI90

Weight / Peso / Gewicht / Poids

0,3 Kg

Materials / Materiali / Materialien / Matériaux

CRISTALY® Paintable / Colorabile / Färbbar / Colorable

Compatible Drivers / Driver compatibili / Kompatible Driver / Drivers compatibles

026.258 DRIVER ON/OFF 12W 24Vdc

026.259 DRIVER ON/OFF 30W 24Vdc

026.260 DRIVER ON/OFF 60W 24Vdc

026.301 DRIVER DIM PUSH/0-10V/DALI 24W 24Vdc

026.209 DRIVER DIM PUSH/1-10V 60W 24Vdc

026.190 + 026.260 DRIVER DIM PUSH/0-10V/DALI 60W 24Vdc

Accessories / Accessori / Zubehöre / Accessoires

099.142 Emergency Kit / Kit emergenza / Notfall-Kit / Kit d'urgence (P.644)

022.415 Compatible electrical box / Scatola di derivazione compatibile

Kompatiblen Anschlusskasten / Boîte de dérivation compatible



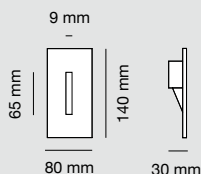
Installation in a vertical 4 module junction box. Internal measures 121 x 59 mm (not included).

Installazione in scatola di derivazione a 4 moduli verticale. Misure interne 121 x 59 mm (non inclusa).

Einbau in eine Abzweigdose mit 4 vertikalen Modulen. Interne Maßnahmen 121 x 59 mm (nicht im Lieferumfang enthalten).

Installation dans une boîte de dérivation à 4 modules verticaux. Mesures internes 121 x 59 mm (non inclus).

4205D TRAVIATA

**Article code / Codice articolo / Artikelnummer / Code de l'article**

DRIVER not included / DRIVER non incluso / DRIVER nicht inbegriffen / DRIVER non inclus

4205D-3000 LED 2W-24Vdc-200lm-3000K-CRI90

4205D-2700 LED 2W-24Vdc-190lm-2700K-CRI90

4205D-4000 LED 2W-24Vdc-210lm-4000K-CRI90

Weight / Peso / Gewicht / Poids

0,3 Kg

Materials / Materiali / Materialien / Matériaux

CRISTALY® Paintable / Colorabile / Färbbar / Colorable

Compatible Drivers / Driver compatibili / Kompatible Driver / Drivers compatibles

026.258 DRIVER ON/OFF 12W 24Vdc

026.259 DRIVER ON/OFF 30W 24Vdc

026.260 DRIVER ON/OFF 60W 24Vdc

026.301 DRIVER DIM PUSH/0-10V/DALI 24W 24Vdc

026.209 DRIVER DIM PUSH/1-10V 60W 24Vdc

026.190 + 026.260 DRIVER DIM PUSH/0-10V/DALI 60W 24Vdc

Accessories / Accessori / Zubehöre / Accessoires

099.142 Emergency Kit / Kit emergenza / Notfall-Kit / Kit d'urgence (P.644)

022.415 Compatible electrical box / Scatola di derivazione compatibile

Kompatiblen Anschlusskasten / Boîte de dérivation compatible

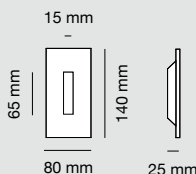


Installation in a vertical 3 module junction box. Internal measures 96 x 59 mm (not included).

Installazione in scatola di derivazione a 3 moduli verticale. Misure interne 96 x 59 mm (non inclusa).

Einbau in eine Abzweigdose mit 3 vertikalen Modulen. Interne Maßnahmen 96 x 59 mm (nicht im Lieferumfang enthalten).

Installation dans une boîte de dérivation à 3 modules verticaux. Mesures internes 96 x 59 mm (non inclus).

**Article code / Codice articolo / Artikelnummer / Code de l'article**

DRIVER not included / DRIVER non incluso / DRIVER nicht inbegriffen / DRIVER non inclus

4205E-3004 LED 1.1W-24Vdc-100lm-3000K-CRI85

4205E-2704 LED 1.1W-24Vdc-95lm-2700K-CRI85

4205E-4004 LED 1.1W-24Vdc-106lm-4000K-CRI85

Weight / Peso / Gewicht / Poids

0,3 Kg

Materials / Materiali / Materialien / Matériaux

CRISTALY® Paintable / Colorabile / Färbbar / Colorable

Compatible Drivers / Driver compatibili / Kompatible Driver / Drivers compatibles

026.258 DRIVER ON/OFF 12W 24Vdc

026.259 DRIVER ON/OFF 30W 24Vdc

026.260 DRIVER ON/OFF 60W 24Vdc

026.301 DRIVER DIM PUSH/0-10V/DALI 24W 24Vdc

026.209 DRIVER DIM PUSH/1-10V 60W 24Vdc

026.190 + 026.260 DRIVER DIM PUSH/0-10V/DALI 60W 24Vdc

Accessories / Accessori / Zubehöre / Accessoires

099.142 Emergency Kit / Kit emergenza / Notfall-Kit / Kit d'urgence (P.644)

022.414 Compatible electrical box / Scatola di derivazione compatibile

Kompatiblen Anschlusskasten / Boîte de dérivation compatible



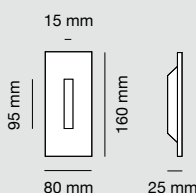
Installation in a 3 module junction box. Internal measures 96 x 59 mm (not included).

Installazione in scatola di derivazione a 3 moduli. Misure interne 96 x 59 mm (non inclusa).

Einbau in eine Abzweigdose mit 3 Modulen. Interne Maßnahmen 96 x 59 mm (nicht im Lieferumfang enthalten).

Installation dans une boîte de dérivation à 3 modules. Mesures internes 96 x 59 mm (non inclus).

4205F TOSCA BIG

**Article code / Codice articolo / Artikelnummer / Code de l'article**

DRIVER not included / DRIVER non incluso / DRIVER nicht inbegriffen / DRIVER non inclus

4205F-3004 LED 2.2W-24Vdc-200lm-3000K-CRI85

4205F-2704 LED 2.2W-24Vdc-190lm-2700K-CRI85

4205F-4004 LED 2.2W-24Vdc-213lm-4000K-CRI85

Weight / Peso / Gewicht / Poids

0,4 Kg

Materials / Materiali / Materialien / Matériaux

CRISTALY® Paintable / Colorabile / Färbbar / Colorable

Compatible Drivers / Driver compatibili / Kompatible Driver / Drivers compatibles

026.258 DRIVER ON/OFF 12W 24Vdc

026.259 DRIVER ON/OFF 30W 24Vdc

026.260 DRIVER ON/OFF 60W 24Vdc

026.301 DRIVER DIM PUSH/0-10V/DALI 24W 24Vdc

026.209 DRIVER DIM PUSH/1-10V 60W 24Vdc

026.190 + 026.260 DRIVER DIM PUSH/0-10V/DALI 60W 24Vdc

Accessories / Accessori / Zubehöre / Accessoires

099.142 Emergency Kit / Kit emergenza / Notfall-Kit / Kit d'urgence (P.644)

022.415 Compatible electrical box / Scatola di derivazione compatibile

Kompatiblen Anschlusskasten / Boîte de dérivation compatible

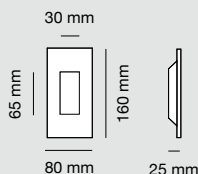


Installation in a 4 module junction box. Internal measures 121 x 59 mm (not included).

Installazione in scatola di derivazione a 4 moduli. Misure interne 121 x 59 mm (non inclusa).

Einbau in eine Abzweigdose mit 4 Modulen. Interne Maßnahmen 121 x 59 mm (nicht im Lieferumfang enthalten).

Installation dans une boîte de dérivation à 4 modules. Mesures internes 121 x 59 mm (non inclus).

**Article code / Codice articolo / Artikelnummer / Code de l'article**

DRIVER not included / DRIVER non incluso / DRIVER nicht inbegriffen / DRIVER non inclus

4205G-3004 LED 2.2W-24Vdc-200lm-3000K-CRI85

4205G-2704 LED 2.2W-24Vdc-190lm-2700K-CRI85

4205G-4004 LED 2.2W-24Vdc-212lm-4000K-CRI85

Weight / Peso / Gewicht / Poids

0,3 Kg

Materials / Materiali / Materialien / Matériaux

CRISTALY® Paintable / Colorabile / Färbbar / Colorable

Compatible Drivers / Driver compatibili / Kompatible Driver / Drivers compatibles

026.258 DRIVER ON/OFF 12W 24Vdc

026.259 DRIVER ON/OFF 30W 24Vdc

026.260 DRIVER ON/OFF 60W 24Vdc

026.301 DRIVER DIM PUSH/0-10V/DALI 24W 24Vdc

026.209 DRIVER DIM PUSH/1-10V 60W 24Vdc

026.190 + 026.260 DRIVER DIM PUSH/0-10V/DALI 60W 24Vdc

Accessories / Accessori / Zubehöre / Accessoires

099.142 Emergency Kit / Kit emergenza / Notfall-Kit / Kit d'urgence (P.644)

022.414 Compatible electrical box / Scatola di derivazione compatibile

Kompatiblen Anschlusskasten / Boîte de dérivation compatible



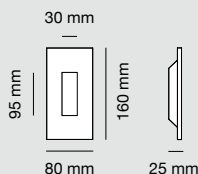
Installation in a 3 module junction box. Internal measures 96 x 59 mm (not included).

Installazione in scatola di derivazione a 3 moduli. Misure interne 96 x 59 mm (non inclusa).

Einbau in eine Abzweigdose mit 3 Modulen. Interne Maßnahmen 96 x 59 mm (nicht im Lieferumfang enthalten).

Installation dans une boîte de dérivation à 3 modules. Mesures internes 96 x 59 mm (non inclus).

4205H NABUCCO BIG

**Article code / Codice articolo / Artikelnummer / Code de l'article**

DRIVER not included / DRIVER non incluso / DRIVER nicht inbegriffen / DRIVER non inclus

4205H-3004 LED 2.2W-24Vdc-280lm-3000K-CRI85

4205H-2704 LED 2.2W-24Vdc-270lm-2700K-CRI85

4205H-4004 LED 2.2W-24Vdc-295lm-4000K-CRI85

Weight / Peso / Gewicht / Poids

0,4 Kg

Materials / Materiali / Materialien / Matériaux

CRISTALY® Paintable / Colorabile / Färbbar / Colorable

Compatible Drivers / Driver compatibili / Kompatible Driver / Drivers compatibles

026.258 DRIVER ON/OFF 12W 24Vdc

026.259 DRIVER ON/OFF 30W 24Vdc

026.260 DRIVER ON/OFF 60W 24Vdc

026.301 DRIVER DIM PUSH/0-10V/DALI 24W 24Vdc

026.209 DRIVER DIM PUSH/1-10V 60W 24Vdc

026.190 + 026.260 DRIVER DIM PUSH/0-10V/DALI 60W 24Vdc

Accessories / Accessori / Zubehöre / Accessoires

099.142 Emergency Kit / Kit emergenza / Notfall-Kit / Kit d'urgence (P.644)

022.415 Compatible electrical box / Scatola di derivazione compatibile

Kompatiblen Anschlusskasten / Boîte de dérivation compatible

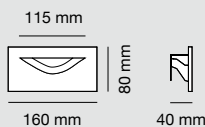


Installation in a 4 module junction box. Internal measures 121 x 59 mm (not included).

Installazione in scatola di derivazione a 4 moduli. Misure interne 121 x 59 mm (non inclusa).

Einbau in eine Abzweigdose mit 4 Modulen. Interne Maßnahmen 121 x 59 mm (nicht im Lieferumfang enthalten).

Installation dans une boîte de dérivation à 4 modules. Mesures internes 121 x 59 mm (non inclus).

**Article code / Codice articolo / Artikelnummer / Code de l'article**

DRIVER not included / DRIVER non incluso / DRIVER nicht inbegriffen / DRIVER non inclus

4205L-3000 LED 2W-24Vdc-200lm-3000K-CRI90

4205L-2700 LED 2W-24Vdc-190lm-2700K-CRI90

4205L-4000 LED 2W-24Vdc-210lm-4000K-CRI90

Weight / Peso / Gewicht / Poids

0,3 Kg

Materials / Materiali / Materialien / Matériaux

CRISTALY® Paintable / Colorabile / Färbbar / Colorable

Compatible Drivers / Driver compatibili / Kompatible Driver / Drivers compatibles

026.258 DRIVER ON/OFF 12W 24Vdc

026.259 DRIVER ON/OFF 30W 24Vdc

026.260 DRIVER ON/OFF 60W 24Vdc

026.301 DRIVER DIM PUSH/0-10V/DALI 24W 24Vdc

026.209 DRIVER DIM PUSH/1-10V 60W 24Vdc

026.190 + 026.260 DRIVER DIM PUSH/0-10V/DALI 60W 24Vdc

Accessories / Accessori / Zubehöre / Accessoires

099.142 Emergency Kit / Kit emergenza / Notfall-Kit / Kit d'urgence (P.644)

022.415 Compatible electrical box / Scatola di derivazione compatibile

Kompatiblen Anschlusskasten / Boîte de dérivation compatible



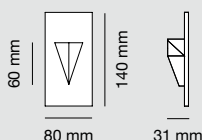
Installation in a horizontal 4 module junction box. Internal measures 121 x 59 mm (not included).

Installazione in scatola di derivazione a 4 moduli orizzontale. Misure interne 121 x 59 mm (non inclusa).

Einbau in eine Abzweigdose mit 4 horizontalen Modulen. Interne Maßnahmen 121 x 59 mm (nicht im Lieferumfang enthalten).

Installation dans une boîte de dérivation à 4 modules horizontaux. Mesures internes 121 x 59 mm (non inclus).

4205M RIGOLETTO

**Article code / Codice articolo / Artikelnummer / Code de l'article**

DRIVER not included / DRIVER non incluso / DRIVER nicht inbegriffen / DRIVER non inclus

4205M-3000 LED 2W-24Vdc-200lm-3000K-CRI90

4205M-2700 LED 2W-24Vdc-190lm-2700K-CRI90

4205M-4000 LED 2W-24Vdc-210lm-4000K-CRI90

Weight / Peso / Gewicht / Poids

0,3 Kg

Materials / Materiali / Materialien / Matériaux

CRISTALY® Paintable / Colorabile / Färbbar / Colorable

Compatible Drivers / Driver compatibili / Kompatible Driver / Drivers compatibles

026.258 DRIVER ON/OFF 12W 24Vdc

026.259 DRIVER ON/OFF 30W 24Vdc

026.260 DRIVER ON/OFF 60W 24Vdc

026.301 DRIVER DIM PUSH/0-10V/DALI 24W 24Vdc

026.209 DRIVER DIM PUSH/1-10V 60W 24Vdc

026.190 + 026.260 DRIVER DIM PUSH/0-10V/DALI 60W 24Vdc

Accessories / Accessori / Zubehöre / Accessoires

099.142 Emergency Kit / Kit emergenza / Notfall-Kit / Kit d'urgence (P.644)

022.414 Compatible electrical box / Scatola di derivazione compatibile

Kompatiblen Anschlusskasten / Boîte de dérivation compatible

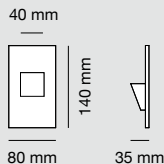


Installation in a vertical 3 module junction box. Internal measures 96 x 59 mm (not included).

Installazione in scatola di derivazione a 3 moduli verticale. Misure interne 96 x 59 mm (non inclusa).

Einbau in eine Abzweigdose mit 3 vertikalen Modulen. Interne Maßnahmen 96 x 59 mm (nicht im Lieferumfang enthalten).

Installation dans une boîte de dérivation à 3 modules verticaux. Mesures internes 96 x 59 mm (non inclus).

**Article code / Codice articolo / Artikelnummer / Code de l'article**

DRIVER not included / DRIVER non incluso / DRIVER nicht inbegriffen / DRIVER non inclus

4205O-3000 LED 2W-24Vdc-200lm-3000K-CRI90

4205O-2700 LED 2W-24Vdc-190lm-2700K-CRI90

4205O-4000 LED 2W-24Vdc-210lm-4000K-CRI90

Weight / Peso / Gewicht / Poids

0,3 Kg

Materials / Materiali / Materialien / Matériaux

CRISTALY® Paintable / Colorabile / Färbbar / Colorable

Compatible Drivers / Driver compatibili / Kompatible Driver / Drivers compatibles

026.258 DRIVER ON/OFF 12W 24Vdc

026.259 DRIVER ON/OFF 30W 24Vdc

026.260 DRIVER ON/OFF 60W 24Vdc

026.301 DRIVER DIM PUSH/0-10V/DALI 24W 24Vdc

026.209 DRIVER DIM PUSH/1-10V 60W 24Vdc

026.190 + 026.260 DRIVER DIM PUSH/0-10V/DALI 60W 24Vdc

Accessories / Accessori / Zubehöre / Accessoires

099.142 Emergency Kit / Kit emergenza / Notfall-Kit / Kit d'urgence (P.644)

022.414 Compatible electrical box / Scatola di derivazione compatibile

Kompatiblen Anschlusskasten / Boîte de dérivation compatible



IP20

C.V.
[V]

Installation in a vertical 3 module junction box. Internal measures 96 x 59 mm (not included).

Installazione in scatola di derivazione a 3 moduli verticale. Misure interne 96 x 59 mm (non inclusa).

Einbau in eine Abzweigdose mit 3 vertikalen Modulen. Interne Maßnahmen 96 x 59 mm (nicht im Lieferumfang enthalten).

Installation dans une boîte de dérivation à 3 modules verticaux. Mesures internes 96 x 59 mm (non inclus).

TABLE LAMPS
LAMPADRE DA TAVOLO
TISCHLEUCHTEN
LAMPES DE TABLE



5289A FLAT

5290 SHARD

Designed by Alberto Ghirardello, Matteo Beraldi

EN This collection of table lamps presents a selection of unique pieces. Essential geometric shapes define a minimalist yet distinctive design. Each lamp is characterized by the use of high-quality materials, such as CRISTALY® and ALUMITE®, which are combined with LED lighting to create a unique visual experience.

IT La collezione di lampade da tavolo presenta una selezione di pezzi unici. Forme geometriche essenziali definiscono un design minimalista ma distintivo. Ogni lampada è caratterizzata dall'uso di materiali di alta qualità, come il CRISTALY® e l'ALUMITE®, combinati con l'illuminazione a LED per creare un'esperienza visiva unica.

DE Unsere Tischlampenkollektion umfasst eine Auswahl einzigartiger Stücke. Essentielle geometrische Formen definieren ein minimalistisches, jedoch typisches Design. Jede Lampe ist aus qualitativ hochwertigen Materialien gefertigt, wie etwa CRISTALY® und ALUMITE®, und bietet mit der LED-Beleuchtung ein einzigartiges Sichterlebnis.

FR La collection de lampes de table présente une sélection de pièces uniques. Des formes géométriques sobres définissent un design minimaliste mais qui sait se distinguer. Chaque lampe se distingue par l'utilisation de matériaux de haute qualité, tels que le CRISTALY® et l'ALUMITE®, combinés à un éclairage LED pour créer une expérience visuelle unique.



Art. 5290

Art. 5289A



Art.
5289A
5290

Table lamps
Lampade da tavolo
Tischleuchten
Lampes de table



Art. 5289A



Art. 5290

Art. 5290



Art.
5289A
5290

Table lamps
Lampade da tavolo
Tischleuchten
Lampes de table

9010novantadiecì Indoor

5289A FLAT

Designed by Alberto Ghirardello



Article code / Codice articolo / Artikelnummer / Code de l'article

Bulb not included / Lampadina non inclusa / Leuchtmittel nicht inbegriffen / Ampoule non incluse
5289A-42 E27 10W-240V

Weight / Peso / Gewicht / Poids

1,3 Kg

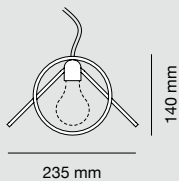
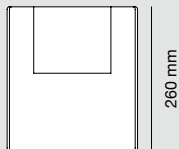
Materials / Materiali / Materialien / Matériaux

CRISTALY® Paintable / Colorabile / Färbbar / Colorable

Cover / Schermo / Schutzschirm aus / Écran

Opal finish polycarbonate diffuser (included) / Diffusore in policarbonato opalino (incluso)
Diffusor aus trübem Polycarbonat (inbegriffen) / Diffuseur en polycarbonate opalin (inclus)

CE  IP20



5290 SHARD

Designed by Alberto Ghirardello



Article code / Codice articolo / Artikelnummer / Code de l'article

Bulb not included / Lampadina non inclusa / Leuchtmittel nicht inbegriffen / Ampoule non incluse
5290-35 GU10 ø50 MAX 10W-240V

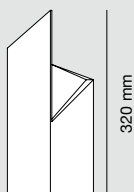
Weight / Peso / Gewicht / Poids

0,9 Kg

Materials / Materiali / Materialien / Matériaux

CRISTALY® Paintable / Colorabile / Färbbar / Colorable

CE  IP20



PROFILES
PROFILI
PROFILE
PROFILÉS



4197 ALKES

4189 ALYA

4190 ANKA

Designed by 9010novantadieci

EN These ceiling and wall installation profiles, available in different horizontal, vertical and diagonal configurations, are characterized by a hidden recess that gives them a clean and elegant appearance. Thanks to the coil operated opaline screen, the lengths of these modular systems are free of joints, ensuring a uniform and continuous appearance that maximizes luminous efficiency without compromising aesthetics.

IT I profili per installazione a soffitto e parete, disponibili in diverse configurazioni orizzontali, verticali e diagonali, sono caratterizzati da un incasso a scomparsa che conferisce loro un aspetto pulito ed elegante. Grazie allo schermo opalino gestito a bobine, questi sistemi modulari evitano giunture lungo la loro lunghezza, garantendo un aspetto uniforme e continuo che massimizza l'efficienza luminosa senza compromessi estetici.

DE Die in horizontalen, vertikalen und diagonalen Konfigurationen erhältlichen Decken- und Wandprofile weisen einen versenkten Einbau auf, der ihnen eine elegante Optik verleiht. Dank des über Spulen geführten Schutzschirms sind keine Verbindungsstellen sichtbar, was die Beleuchtungseffizienz ohne ästhetische Kompromisse maximiert.

FR Les profilés à installer au plafond et au mur, disponibles en différentes configurations horizontales, verticales et diagonales, se distinguent par une conception encastrée dissimulée qui leur confère une apparence nette et élégante. Grâce à l'écran opalin géré par bobine, ces systèmes modulaires évitent les jonctions sur toute leur longueur, garantissant un aspect uniforme et continu qui maximise l'efficacité de l'éclairage sans compromis esthétique.



Art. 4190



Art. 4189



Art. 4197



Art. 4189



Art.
4197
4189
4190

Profiles
Profil
Profile
Perfilés

9010novantadiecì Indoor

553



Art. 4197

Art. 4197

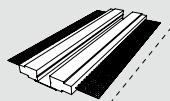


1

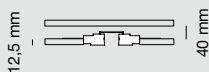
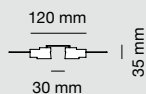
Strip LED with opal cover 029.005
 Strip LED con copertura opalina 029.005
 LED Bänder mit opale Abdeckung 029.005
 Rubans LED avec couverture opale 029.005

2

LED module 15x1W Black
 Modulo LED 15x1W Nero
 LED-Modul 15x1W Schwarz
 Module LED 15x1W Noir



4197A-00: 400 mm
 4197B-00: 800 mm
 4197C-00: 1200 mm



Article code / Codice articolo / Artikelnummer / Code de l'article

Without electrical part / Senza parte elettrica / Ohne elektrischen Teil / Sans partie électrique

4197A-00	400 mm	MAX Strip LED 30W/m
4197B-00	800 mm	MAX Strip LED 30W/m
4197C-00	1200 mm	MAX Strip LED 30W/m

Weight / Peso / Gewicht / Poids

4197A-00	2,3 Kg
4197B-00	4,6 Kg
4197C-00	6,9 Kg

Materials / Materiali / Materialien / Matériaux

CRISTALY® Paintable / Colorabile / Färbbar / Colorable

Plasterboard hole / Foro cartongesso / Bohrung im Gipskarton / Trou pour plaque de plâtre

4197A-00	125 x 405 (445*) mm
4197B-00	125 x 805 (845*) mm
4197C-00	125 x 1205 (1245*) mm

* Terminal parts are included in measures / Misura comprensive di parti terminali

Endkappen sind in der Abmessung eingeschlossen / Les tête de fermetures sont comprises dans les mesures

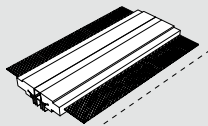
In the packaging / Nella confezione / Im Paket enthalten / Inclus dans le paquet

• CRISTALY® profile / Profilo in CRISTALY® / CRISTALY® Profil / Profilé en CRISTALY®

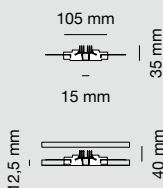
Accessories / Accessori / Zubehöre / Accessoires

LED Strip	(P.632)
DRIVER	(P.639)
029.005	Opal screen MAX 50 mt Schermo opalino MAX 50 mt Trüber Schutzschirm MAX. 50 m Écran opalin MAX 50 mètres
099.703	LED 5x1W-24Vdc-500lm-3000K*-CRI90 L132 mm - Black / Nero / Schwarz / Noir
099.704	LED 15x1W-24Vdc-1500lm-3000K*-CRI90 L397 mm - Black / Nero / Schwarz / Noir
099.705	LED 5x1W-24Vdc-500lm-3000K*-CRI90 L132 mm - White / Bianco / Weiss / Blanc
099.706	LED 15x1W-24Vdc-1500lm-3000K*-CRI90 L397 mm - White / Bianco / Weiss / Blanc
	* Available also in 2700K and 4000K / Disponibili anche in 2700K e 4000K / Auch in 2700K und 4000K erhältlich / Également disponible en 2700K et 4000K
4197T-00	Couple end caps / Coppia testate di chiusura / Endkappen / Bouchons de terminaux (120 x 20 x 25 mm)

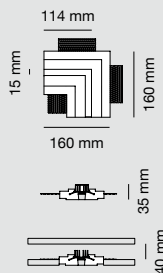




4189A-00: 500 mm
4189B-00: 1000 mm
4189C-00: 1500 mm



4189K-00

**Article code / Codice articolo / Artikelnummer / Code de l'article**

Without electrical part / Senza parte elettrica / Ohne elektrischen Teil / Sans partie électrique

4189A-00	500 mm	MAX Strip LED 30W/m
4189B-00	1000 mm	MAX Strip LED 30W/m
4189C-00	1500 mm	MAX Strip LED 30W/m

Weight / Peso / Gewicht / Poids

4189A-00	2,3 Kg
4189B-00	4,5 Kg
4189C-00	6,8 Kg

Materials / Materiali / Materialien / MatériauxCRISTALY® Paintable / Colorabile / Färbbar / Colorable
ALUMITE®**Plasterboard hole / Foro cartongesso / Bohrung im Gipskarton / Trou pour plaque de plâtre**

4189A-00	110 x 505 (545*) mm
4189B-00	110 x 1005 (1045*) mm
4189C-00	110 x 1505 (1545*) mm

* Terminal parts are included in measures / Misure comprensive di parti terminali

Endkappen sind in der Abmessung eingeschlossen / Les tête de fermetures sont comprises dans les mesures

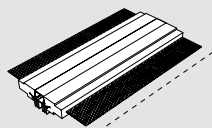
In the packaging / Nella confezione / Im Paket enthalten / Inclus dans le paquet

- CRISTALY® profile with included ALUMITE® heat diffuser
Profilo in CRISTALY® con dissipatore in ALUMITE® incorporato
CRISTALY® Profil mit eingebautem ALUMITE® Wärmeableiter
Profilé en CRISTALY® avec Dissipateur en ALUMITE®
- Opal plastic cover supplied for the total required length of the project
Copertura in materiale plastico opalino per la lunghezza totale necessaria alla realizzazione del progetto
Die Abdeckung in Opalin-Kunststoff wird für die benötigte Gesamtlänge geliefert
Couverture en plastique opale pour la longueur totale nécessaire à la réalisation du projet

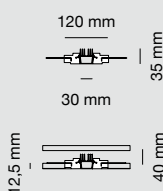
Accessories / Accessori / Zubehöre / Accessoires

LED Strip	(P.632)
DRIVER	(P.639)
029.004	Opal plastic cover replacement part MAX 50 mt Ricambio schermo opalino MAX 50 mt Abdeckung in Opalen-Kunststoff Ersatzteil MAX 50 mt Diffuseur opal pièce de rechange MAX 50 mt
TGC	Custom Cut / Taglio a misura / Zuschnitt / Coupe personnalisée
4189K-00	Corner Accessory / Particolare ad angolo / Eckdetail / Pièce en angle Weight / Peso / Gewicht / Poids: 0,85 Kg
4189T-00	"L" shape cut / Foro ad "L" / L-Bohrung / Trou en « L »: 165 x 165 mm CRISTALY® couple end caps to be glued to the heads of the terminal profiles Coppia testate di chiusura in CRISTALY® da incollare ai capi dei profili terminali Endstück Paar aus CRISTALY®, an den Enden der Abschlussprofile anzukleben Paire d'embouts CRISTALY® à coller aux extrémités des profilés d'extrémité (110 x 20 x 25 mm)

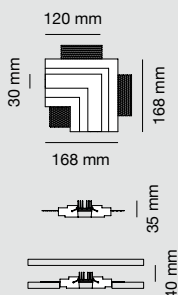




4190A-00: 500 mm
4190B-00: 1000 mm
4190C-00: 1500 mm



4190K-00



Article code / Codice articolo / Artikelnummer / Code de l'article

Without electrical part / Senza parte elettrica / Ohne elektrischen Teil / Sans partie électrique

4190A-00	500 mm	MAX Strip LED 30W/m
4190B-00	1000 mm	MAX Strip LED 30W/m
4190C-00	1500 mm	MAX Strip LED 30W/m

Weight / Peso / Gewicht / Poids

4190A-00	2,3 Kg
4190B-00	4,5 Kg
4190C-00	6,8 Kg

Materials / Materiali / Materialien / Matériaux

CRISTALY® Paintable / Colorabile / Färbbar / Colorable
ALUMITE®

Plasterboard hole / Foro cartongesso / Bohrung im Gipskarton / Trou pour plaque de plâtre

4190A-00	125 x 505 (545*) mm
4190B-00	125 x 1005 (1045*) mm
4190C-00	125 x 1505 (1545*) mm

* Terminal parts are included in measures / Misura comprensive di parti terminali
Endkappen sind in der Abmessung eingeschlossen / Les tête de fermetures sont comprises dans les mesures

In the packaging / Nella confezione / Im Paket enthalten / Inclus dans le paquet

- CRISTALY® profile with included ALUMITE® heat diffuser
Profilo in CRISTALY® con dissipatore in ALUMITE® incorporato
CRISTALY® Profil mit eingebautem ALUMITE® Wärmeableiter
Profilé en CRISTALY® avec Dissipateur en ALUMITE®
- Opal plastic cover supplied for the total required length of the project
Copertura in materiale plastico opalino per la lunghezza totale necessaria alla realizzazione del progetto
Die Abdeckung in Opalin-Kunststoff wird für die benötigte Gesamtlänge geliefert
Couverture en plastique opale pour la longueur totale nécessaire à la réalisation du projet

Accessories / Accessori / Zubehör / Accessoires

LED Strip	(P.632)
DRIVER	(P.639)
029.005	Opal plastic cover replacement part MAX 50 mt Ricambio schermo opalino MAX 50 mt Abdeckung in Opalen-Kunststoff Ersatzteil MAX 50 mt Diffuseur opal pièce de rechange MAX 50 mt
TGC	Custom Cut / Taglio a misura / Zuschnitt / Coupe personnalisée
4190K-00	Corner Accessory / Particolare ad angolo / Eckdetail / Pièce en angle Weight / Peso / Gewicht / Poids: 0,85 Kg
4190T-00	"L" shape cut / Foro ad "L" / L-Bohrung / Trou en « L »: 175 x 175 mm CRISTALY® couple end caps to be glued to the heads of the terminal profiles Coppia testate di chiusura in CRISTALY® da incollare ai capi dei profili terminali Endstück/ Paar aus CRISTALY®, an den Enden der Abschlussprofile anzukleben Paire d'embouts CRISTALY® à coller aux e*trémities des profilés d'extrémité (120 x 20 x 25 mm)



P002 KUMA

P003 AVIOR

P004 NAOS

Designed by 9010novantadiecì

EN The ALUMITE® profile collection is designed to create a distinctive and defined lighting effect. Its recessed system makes installation quick and easy, while the satin opal methacrylate screen contributes to the optimal diffusion of LED light.

IT La collezione di profili in ALUMITE® è progettata per creare un segno luminoso distintivo e definito. Il sistema ad incasso rende l'installazione semplice e veloce, mentre lo schermo in metacrilato opalino satinato contribuisce alla diffusione ottimale della luce LED.

DE Die Kollektion von Profilen aus ALUMITE® wurde entwickelt, um ein hervorstechendes und definiertes Zeichen zu setzen. Das Einbausystem sorgt für eine einfache und schnelle Installation, während der Schutzschirm aus trübem mattem Methacrylat zu einer optimalen Diffusion des LED-Lichts beiträgt.

FR La collection de profilés en ALUMITE® est conçue pour créer un signe lumineux distinctif et défini. Le système par encastrement rend l'installation rapide et facile, tandis que l'écran en méthacrylate opalin satiné contribue à une diffusion optimale de la lumière LED.



Art. P004

Attico A&O - Bologna, Italy
Biondi Architetti



Art. P003

Loft M17 - Bologna, Italy
Biondi Architetti



Art. P002

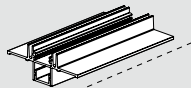
Art. P002

Buttieri Apartments - Bologna, Italy
Biondi Architetti

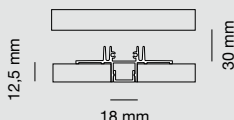


Art.
P002
P003
P004

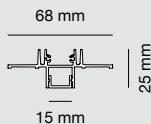
Profiles
Profil
Profile
Profils



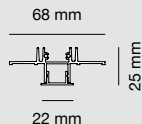
P002B-00: 1010±10 mm
 P002C-00: 2020±10 mm
 P002D-00: 3020±10 mm



OPAL TYPE A



OPAL TYPE B



Article code / Codice articolo / Artikelnummer / Code de l'article

Without electrical part / Senza parte elettrica / Ohne elektrischen Teil / Sans partie électrique

P002B-00-A	1010±10 mm	MAX Strip LED 30W/m
P002C-00-A	2020±10 mm	MAX Strip LED 30W/m
P002D-00-A	3020±10 mm	MAX Strip LED 30W/m

Opal diffuser type A / Opalino tipo A / Trüb Typ A / Opalin type A

P002B-00-B	1010±10 mm	MAX Strip LED 30W/m
P002C-00-B	2020±10 mm	MAX Strip LED 30W/m
P002D-00-B	3020±10 mm	MAX Strip LED 30W/m

Opal diffuser type B / Opalino tipo B / Trüb Typ B / Opalin type B

Weight / Peso / Gewicht / Poids

P002B-00	0,6 Kg
P002C-00	1,2 Kg
P002D-00	1,8 Kg

Materials / Materiali / Materialien / Matériaux

ALUMITE®

Plasterboard hole / Foro cartongesso / Bohrung im Gipskarton / Trou pour plaque de plâtre

P002B-00	18 x 1015±10 mm
P002C-00	18 x 2025±10 mm
P002D-00	18 x 3025±10 mm

In the packaging / Nella confezione / Im Paket enthalten / Inclus dans le paquet

- ALUMITE® profile / Profilo in ALUMITE® / ALUMITE® Profil / Profilé en ALUMITE®
- Dual Cover screen: -Disposable screen for the installation; -Opal methacrylate screen
 Doppio schermo di copertura: 1 Metacrilato opalino goffrato; 1 Usa e getta per installazione
 Dual Abdeckung: -Einweg-Abdeckung für die Installation; -Opal-Methacrylat Abdeckung
 Double couverture: -Diffuseur a usage unique pour l'installation; -Couverture opale en methacrylate.

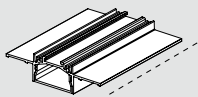
Accessories / Accessori / Zubehör / Accessoires

LED Strip	(P.632)
DRIVER	(P.639)
029.010.100*	P002B-00-A
029.017.100*	P002B-00-B
029.010.200*	P002C-00-A
029.017.200*	P002C-00-B
029.010.300*	P002D-00-A
029.017.300*	P002D-00-B

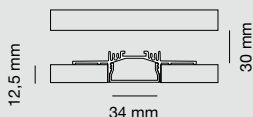
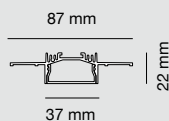
* Opal plastic cover replacement part / Ricambio schermo opalino
 Abdeckung in Opalen-Kunststoff Ersatzteil / Diffuseur opal pièce de rechange

TGA	Custom Cut (45° 90°) / Taglio a misura (45° 90°) Schnitt nach Maß (45°, 90°) / Coupe sur mesure (45° 90°)
TGP	Custom Cut (different angles) / Taglio a progetto (angoli diversi) Schnitt nach Projekt (verschiedene Winkel) / Coupe sur projet (différents angles)
023.700	Linear connection / Connessione lineare / Linearen Verbindungsteile / Connexion linéaire
023.701	Connection "L" / Connessione "L" / Verbindungsteile "L" / Connexion "L"
023.702	Connection "T" / Connessione "T" / Verbindungsteile "T" / Connexion "T"
023.703	Connection "+" / Connessione "+" / Verbindungsteile "+" / Connexion "+"
023.704	Connection wall-ceiling / Connessione soffitto-muro Verbindungsteile Wand-Decke / Connexion Plafond-Mur
P002.KIT01	Couple of end caps / Coppia testate di chiusura Endstück-Paar / Paire d'embouts





P003B-00: 1010±10 mm
 P003C-00: 2020±10 mm
 P003D-00: 3020±10 mm



Article code / Codice articolo / Artikelnummer / Code de l'article

Without electrical part / Senza parte elettrica / Ohne elektrischen Teil / Sans partie électrique

P003B-00	1010±10 mm	MAX Strip LED 40W/m
P003C-00	2020±10 mm	MAX Strip LED 40W/m
P003D-00	3020±10 mm	MAX Strip LED 40W/m

Weight / Peso / Gewicht / Poids

P003B-00	1,1 Kg
P003C-00	2,2 Kg
P003D-00	3,3 Kg

Materials / Materiali / Materialien / Matériaux

ALUMITE®

Plasterboard hole / Foro cartongesso / Bohrung im Gipskarton / Trou pour plaque de plâtre

P003B-00	37 x 1015±10 mm
P003C-00	37 x 2025±10 mm
P003D-00	37 x 3025±10 mm

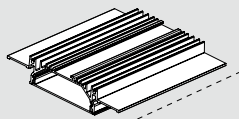
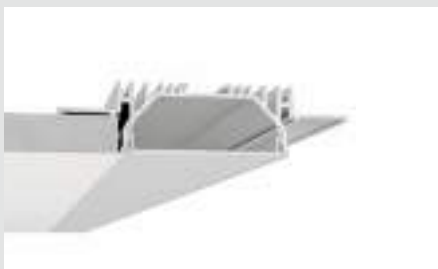
In the packaging / Nella confezione / Im Paket enthalten / Inclus dans le paquet

- ALUMITE® profile / Profilo in ALUMITE® / ALUMITE® Profil / Profilé en ALUMITE®
- Dual Cover screen: -Disposable screen for the installation; -Opal methacrylate screen
 Doppio schermo di copertura: 1 Metacrilato opalino goffrato; 1 Usa e getta per installazione
 Dual Abdeckung: -Einweg-Abdeckung für die Installation; -Opal-Methacrylat Abdeckung
 Double couverture: -Diffuseur a usage unique pour l'installation; -Couverture opale en methacrylate.

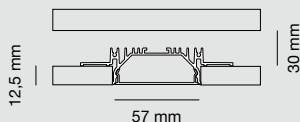
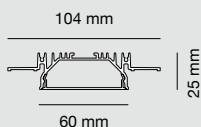
Accessories / Accessori / Zubehör / Accessoires

LED Strip	(P.632)
DRIVER	(P.639)
029.012.100*	P003B-00
029.012.200*	P003C-00
029.012.300*	P003D-00
	* Opal plastic cover replacement part / Ricambio schermo opalino Abdeckung in Opalen-Kunststoff Ersatzteil / Diffuseur opal pièce de rechange
TGA	Custom Cut (45° 90°) / Taglio a misura (45° 90°) Schnitt nach Maß (45°, 90°) / Coupe sur mesure (45° 90°)
TGP	Custom Cut (different angles) / Taglio a progetto (angoli diversi) Schnitt nach Projekt (verschiedene Winkel) / Coupe sur projet (différents angles)
023.700	Linear connection / Connessione lineare / Linearen Verbindungsteile / Connexion linéaire
023.701	Connection "L" / Connessione "L" / Verbindungsteile "L" / Connexion "L"
023.702	Connection "T" / Connessione "T" / Verbindungsteile "T" / Connexion "T"
023.703	Connection "+" / Connessione "+" / Verbindungsteile "+" / Connexion "+"
023.704	Connection wall-ceiling / Connessione soffitto-muro Verbindungsteile Wand-Decke / Connexion Plafond-Mur
P003.KIT01	Couple of end caps / Coppia testate di chiusura Endstück-Paar / Paire d'embouts





P004B-00: 1010±10 mm
 P004C-00: 2020±10 mm
 P004D-00: 3020±10 mm



Article code / Codice articolo / Artikelnummer / Code de l'article

Without electrical part / Senza parte elettrica / Ohne elektrischen Teil / Sans partie électrique

P004B-00	1010±10 mm	MAX Strip LED 60W/m
P004C-00	2020±10 mm	MAX Strip LED 60W/m
P004D-00	3020±10 mm	MAX Strip LED 60W/m

Weight / Peso / Gewicht / Poids

P004B-00	1,3 Kg
P004C-00	2,6 Kg
P004D-00	3,9 Kg

Materials / Materiali / Materialien / Matériaux

ALUMITE®

Plasterboard hole / Foro cartongesso / Bohrung im Gipskarton / Trou pour plaque de plâtre

P004B-00	60 x 1015±10 mm
P004C-00	60 x 2025±10 mm
P004D-00	60 x 3025±10 mm

In the packaging / Nella confezione / Im Paket enthalten / Inclus dans le paquet

- ALUMITE® profile / Profilo in ALUMITE® / ALUMITE® Profil / Profilé en ALUMITE®
- Dual Cover screen: -Disposable screen for the installation; -Opal methacrylate screen
 Doppio schermo di copertura: 1 Metacrilato opalino goffrato; 1 Usa e getta per installazione
 Dual Abdeckung: -Einweg-Abdeckung für die Installation; -Opal-Methacrylat Abdeckung
 Double couverture: -Diffuseur a usage unique pour l'installation; -Couverture opale en methacrylate.

Accessories / Accessori / Zubehör / Accessoires

LED Strip	(P.632)
DRIVER	(P.639)
029.011.100*	P004B-00
029.011.200*	P004C-00
029.011.300*	P004D-00
	* Opal plastic cover replacement part / Ricambio schermo opalino Abdeckung in Opalen-Kunststoff Ersatzteil / Diffuseur opal pièce de rechange
TGA	Custom Cut (45° 90°) / Taglio a misura (45° 90°) Schnitt nach Maß (45°, 90°) / Coupe sur mesure (45° 90°)
TGP	Custom Cut (different angles) / Taglio a progetto (angoli diversi) Schnitt nach Projekt (verschiedene Winkel) / Coupe sur projet (différents angles)
023.700	Linear connection / Connessione lineare / Linearen Verbindungsteile / Connexion linéaire
023.701	Connection "L" / Connessione "L" / Verbindungsteile "L" / Connexion "L"
023.702	Connection "T" / Connessione "T" / Verbindungsteile "T" / Connexion "T"
023.703	Connection "+" / Connessione "+" / Verbindungsteile "+" / Connexion "+"
023.704	Connection wall-ceiling / Connessione soffitto-muro Verbindungsteile Wand-Decke / Connexion Plafond-Mur
P004.KIT01	Couple of end caps / Coppia testate di chiusura Endstück-Paar / Paire d'embouts



P005 SIRIO

P007 VEGA

P015 MIRA

Designed by 9010novantadiecì

EN ALUMITE® profiles are designed to create scenic wall washer light effects. They feature a quick-recess system and an embossed opal methacrylate screen to diffuse light evenly. The use of LED strips creates an indirect lighting effect that allows one to illuminate interiors in a minimal and discreet way.

IT I profili in ALUMITE® sono studiati per creare effetti di luce wall washer scenografici. Sono dotati di un sistema di incasso rapido e di uno schermo in metacrilato opalino goffrato per diffondere la luce in modo uniforme. L'utilizzo di strip LED crea un effetto di luce indiretta che consente di illuminare gli interni in modo minimale e discreto.

DE Die Profile aus ALUMITE® wurden eigens entwickelt, um malerische Wall Washer-Lichteffekte zu kreieren. Sie sind mit einem Schnelleinbausystem und einem Schutzschirm aus trübem geprägtem Methacrylat versehen, der das Licht gleichmäßig verteilt. Die Verwendung von LED-Streifen erzeugt einen indirekten Lichteffekt, der Innenräume auf diskrete, geradezu minimalistische Weise beleuchtet.

FR Les profilés en ALUMITE® sont conçus pour créer des effets d'éclairage spectaculaires wall washer. Ils sont équipés d'un système d'encastrement rapide et d'un écran en méthacrylate opalin gaufré pour diffuser la lumière de manière uniforme. L'utilisation de bandes LED crée un effet d'éclairage indirect pour illuminer les intérieurs de manière minimaliste et discrète.



Art. P005

Private house - France
Morphose Architecture



Art. P007

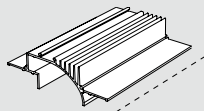
Private house - Naples, Italy
Arch. Federicamielearchitetto
ArchiStudio502



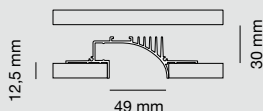
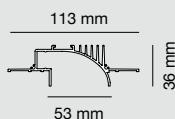
Art. P007

Art. P015





P005B-00: 1010±10 mm
 P005C-00: 2020±10 mm
 P005D-00: 3020±10 mm



Article code / Codice articolo / Artikelnummer / Code de l'article

Without electrical part / Senza parte elettrica / Ohne elektrischen Teil / Sans partie électrique

P005B-00	1010±10 mm	MAX Strip LED 30W/m
P005C-00	2020±10 mm	MAX Strip LED 30W/m
P005D-00	3020±10 mm	MAX Strip LED 30W/m

Weight / Peso / Gewicht / Poids

P005B-00	1,2 Kg
P005C-00	2,4 Kg
P005D-00	3,6 Kg

Materials / Materiali / Materialien / Matériaux

ALUMITE®

Plasterboard hole / Foro cartongesso / Bohrung im Gipskarton / Trou pour plaque de plâtre

P005B-00	53 x 1015±10 mm
P005C-00	53 x 2025±10 mm
P005D-00	53 x 3025±10 mm

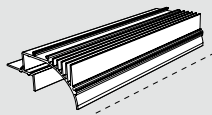
In the packaging / Nella confezione / Im Paket enthalten / Inclus dans le paquet

- ALUMITE® profile painted ral 9010 matt / Profilo in ALUMITE® verniciato ral 9010 opaco
 ALUMITE® Profil Lackiert Ral 9010 matt / Profilé en ALUMITE® peint RAL 9010 opaque
- Dual Cover screen: -Disposable screen for the installation; -Opal methacrylate screen
 Doppio schermo di copertura: 1 Metacrilato opalino goffrato; 1 Usa e getta per installazione
 Dual Abdeckung: -Einweg-Abdeckung für die Installation; -Opal-Methacrylat Abdeckung
 Double couverture: -Diffuseur a usage unique pour l'installation; -Couverture opale en methacrylate.

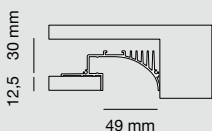
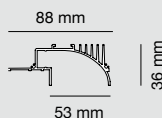
Accessories / Accessori / Zubehöre / Accessoires

LED Strip	(P.632)
DRIVER	(P.639)
029.022.100*	P005B-00
029.022.200*	P005C-00
029.022.300*	P005D-00
	* Opal plastic cover replacement part / Ricambio schermo opalino Abdeckung in Opalen-Kunststoff Ersatzteil / Diffuseur opal pièce de rechange
TGA	Custom Cut (45° 90°) / Taglio a misura (45° 90°) Schnitt nach Maß (45°, 90°) / Coupe sur mesure (45° 90°)
TGP	Custom Cut (different angles) / Taglio a progetto (angoli diversi) Schnitt nach Projekt (verschiedene Winkel) / Coupe sur projet (différents angles)
023.700	Linear connection / Connessione lineare / Linearen Verbindungsteile / Connexion linéaire
023.701	Connection "L" / Connessione "L" / Verbindungsteile "L" / Connexion "L"
023.704	Connection wall-ceiling / Connessione soffitto-muro Verbindungsteile Wand-Decke / Connexion Plafond-Mur
P005.KIT01	Couple of end caps / Coppia testate di chiusura Endstück-Paar / Paire d'embouts





P007B-00: 1010±10 mm
 P007C-00: 2020±10 mm
 P007D-00: 3020±10 mm



Article code / Codice articolo / Artikelnummer / Code de l'article

Without electrical part / Senza parte elettrica / Ohne elektrischen Teil / Sans partie électrique

P007B-00	1010±10 mm	MAX Strip LED 30W/m
P007C-00	2020±10 mm	MAX Strip LED 30W/m
P007D-00	3020±10 mm	MAX Strip LED 30W/m

Weight / Peso / Gewicht / Poids

P007B-00	1,1 Kg
P007C-00	2,2 Kg
P007D-00	3,3 Kg

Materials / Materiali / Materialien / Matériaux

ALUMITE®

Plasterboard hole / Foro cartongesso / Bohrung im Gipskarton / Trou pour plaque de plâtre

P007B-00	53 x 1015±10 mm
P007C-00	53 x 2025±10 mm
P007D-00	53 x 3025±10 mm

In the packaging / Nella confezione / Im Paket enthalten / Inclus dans le paquet

- ALUMITE® profile painted ral 9010 matt / Profilo in ALUMITE® verniciato ral 9010 opaco
 ALUMITE® Profil Lackiert Ral 9010 matt / Profilé en ALUMITE® peint RAL 9010 opaque
- Screen in opal methacrylate / Schermo in metacrilato opalino goffrato
 Abdeckung in Opal-Methacrylat / Couverture opale en methacrylate

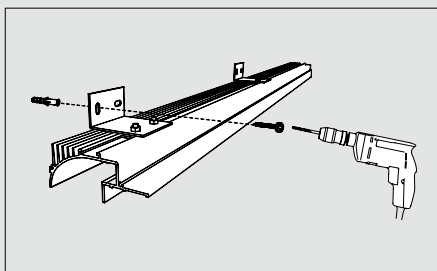
Accessories / Accessori / Zubehöre / Accessoires

LED Strip	(P.632)
DRIVER	(P.639)
029.010.100*	P007B-00
029.010.200*	P007C-00
029.010.300*	P007D-00

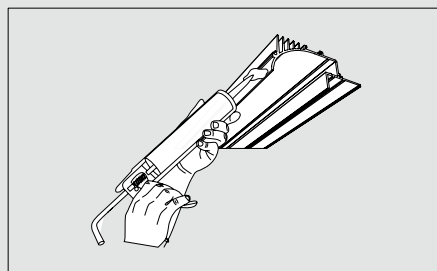
* Opal plastic cover replacement part / Ricambio schermo opalino
 Abdeckung in Opalen-Kunststoff Ersatzteil / Diffuseur opal pièce de rechange

TGA	Custom Cut (45° 90°) / Taglio a misura (45° 90°) Schnitt nach Maß (45°, 90°) / Coupe sur mesure (45° 90°)
TGP	Custom Cut (different angles) / Taglio a progetto (angoli diversi) Schnitt nach Projekt (verschiedene Winkel) / Coupe sur projet (différents angles)
023.700	Linear connection / Connessione lineare / Linearen Verbindungsteile / Connexion linéaire
023.701	Connection "L" / Connessione "L" / Verbindungsteile "L" / Connexion "L"
023.704	Connection wall-ceiling / Connessione soffitto-muro Verbindungsteile Wand-Decke / Connexion Plafond-Mur
P007.KIT01	Couple of end caps / Coppia testate di chiusura Endstück-Paar / Paire d'embouts
023.844	Wall fixing bracket (2ps x 1 mt) / Staffa di fissaggio al muro (2pz x 1 mt) Wandbefestigungsbügel (2St. X 1 m) / Support de fixation murale (2 pièces x 1 m)

Types of installation / Tipologie di installazione / Installationsarten / Types d'installation



Installation with fixing bracket
 Installazione tramite staffa di fissaggio
 Montage mit befestigungswinkel
 Installation avec patte de fixation

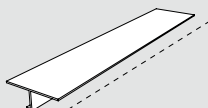


Installation with glue
 Installazione con la colla
 Installation mit klebstoff
 Installation avec de la colle

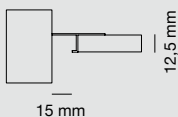
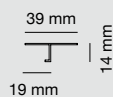


The P007 profile can be installed with at least two fixing bracket 023.844 for each meter of profile, that can be ordered separately, or gluing directly the curved fixing part onto the wall.
 Il profilo P007 può essere installato utilizzando almeno due staffe di fissaggio 023.844 ogni metro, ordinabili separatamente, oppure incollando direttamente la parte curva del profilo al muro.
 Das P007-Profil kann mit mindestens zwei Befestigungswinkel 023.844 für ein Meter-Profil installiert werden, die separat bestellbar sind, oder das gebogene Befestigungsteil kann direkt an die Wand geklebt werden.
 Le profilé P007 peut être installé avec au moins deux pattes de fixation 023.844 pour chaque mètre de profilé, que peut être commandé séparément ou avec de la colle sur la partie de fixation incurvée et le mur.





P015B-00: 1010±10 mm
 P015C-00: 2020±10 mm
 P015D-00: 3020±10 mm



Article code / Codice articolo / Artikelnummer / Code de l'article

Without electrical part / Senza parte elettrica / Ohne elektrischen Teil / Sans partie électrique

P015B-00	1010±10 mm	MAX Strip LED 10W/m
P015C-00	2020±10 mm	MAX Strip LED 10W/m
P015D-00	3020±10 mm	MAX Strip LED 10W/m

Weight / Peso / Gewicht / Poids

P015B-00	0,16 Kg
P015C-00	0,32 Kg
P015D-00	0,48 Kg

Materials / Materiali / Materialien / Matériaux

ALUMITE®

Plasterboard hole / Foro cartongesso / Bohrung im Gipskarton / Trou pour plaque de plâtre

P015B-00	41 x 1015±10 mm
P015C-00	41 x 2025±10 mm
P015D-00	41 x 3025±10 mm

In the packaging / Nella confezione / Im Paket enthalten / Inclus dans le paquet

- ALUMITE® profile painted ral 9010 matt / Profilo in ALUMITE® verniciato ral 9010 opaco ALUMITE® Profil Lackiert Ral 9010 matt / Profilé en ALUMITE® peint RAL 9010 opaque

Accessories / Accessori / Zubehöre / Accessoires

LED Strip	(P.632)
DRIVER	(P.639)
TGA	Custom Cut (45° 90°) / Taglio a misura (45° 90°) Schnitt nach Maß (45°, 90°) / Coupe sur mesure (45° 90°)
TGP	Custom Cut (different angles) / Taglio a progetto (angoli diversi) Schnitt nach Projekt (verschiedene Winkel) / Coupe sur projet (différents angles)



P009 NASHIRA

Designed by 9010novantadiecì

EN The NASHIRA collection guarantees maximum design freedom, allowing one to create a unique luminous element thanks to its customizable front made of different materials. Its modern ALUMITE® profile, equipped with embossed opal methacrylate screens, allows for easy and versatile installation on the ceiling or wall. Because of the different lengths available, it can be inserted into any environment, allowing one to create continuous and uniform solutions of diffused lighting.

IT La collezione NASHIRA garantisce la massima libertà progettuale, consentendo di creare un elemento luminoso unico grazie al frontale personalizzabile in diversi materiali. Il moderno profilo in ALUMITE®, dotato di schermi in metacrilato opalino goffrato, consente un'installazione facile e versatile a soffitto o a parete. Grazie alle diverse lunghezze disponibili può essere inserito in qualsiasi ambiente, permettendo di creare soluzioni continue e uniformi di illuminazione diffusa.

DE Die Kollektion NASHIRA bietet maximale Planungsfreiheit: Dank der individuell gestaltbaren Stirnseite aus diversen Materialien entstehen einzigartige Beleuchtungselemente. Das moderne Profil aus ALUMITE® ist mit einem Schutzschirm aus trübem geprägtem Methacrylat versehen und ermöglicht eine vielseitige einfache Installation an Decke oder Wand. Dank der verschiedenen verfügbaren Längen kann es in jedes Ambiente eingefügt werden.

FR La collection NASHIRA garantit une liberté de conception maximale, permettant de créer un élément d'éclairage unique grâce à la façade qui peut être personnalisée en différents matériaux. Le profil moderne en ALUMITE®, équipé d'écrans en méthacrylate opalin gaufré, permet une installation facile et polyvalente au plafond ou au mur. Grâce aux différentes longueurs disponibles, il peut être inséré dans n'importe quel environnement, permettant de créer des solutions d'éclairage diffus continues et uniformes.



Art. P009

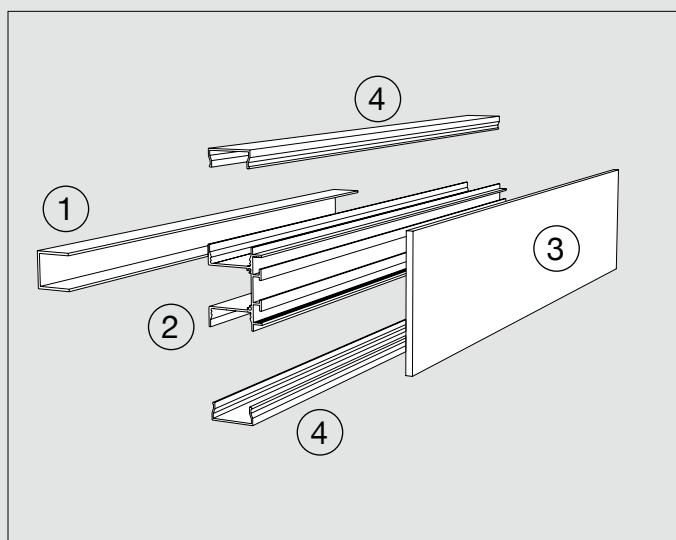
FOR EVERY NEED
 PER OGNI ESIGENZA
 FÜR JEDEN ANSPRUCH
 POUR TOUTES LES EXIGENCES

EN 9010novantadieci introduces a wall lamps collection that can be tailored according to any need. 9010novantadieci does not pose limits to creativity, allowing you to apply different materials, textures and colours. The modern ALUMITE® profile can be installed on ceiling or wall, and thanks to its different lengths, is suitable for any room, creating even, diffuse light. The masterly touch is the front, which can be fitted with different panels, according to personal taste. There's no limit to your imagination, from wood to brick and more unusual materials like fabric and plexiglass. Even unique, one-off shapes can be created, giving combinations of light and shape thanks to 9010novantadieci.

IT 9010 presenta la lampada da parete che puoi personalizzare secondo le tue esigenze per non porre limiti alla creatività, permettendoti di applicare a questo prodotto materiali, texture e colori diversi. Il moderno profilo in ALUMITE® permette l'installazione a soffitto o a parete, e grazie alle diverse lunghezze, può essere installato in qualsiasi ambiente e creare soluzioni continue di luce diffusa. Il suo tocco da maestro è la parte anteriore, che può accogliere diversi frontali, a scelta e a discrezione del gusto personale. Non ci sono limiti alla tua immaginazione, dal legno alle mattonelle, sino a materiali più creativi come stoffa e plexiglass. Si possono persino costruire forme uniche ed irripetibili, creando giochi di luce e contorni grazie a 9010.

DE 9010novantadieci führt eine Wandlampenkollektion ein, die an jeden Bedarf angepasst werden kann. 9010novantadieci setzt der Kreativität keine Grenzen. Sie können je nach den Bedürfnissen des Designers unterschiedliche Materialien, Strukturen und Farben anwenden. Das moderne ALUMITE®-Profil ermöglicht die Installation an der Decke oder Wand. Dank der unterschiedlichen Längen kann es in jeder Umgebung installiert werden und bietet kontinuierliche Lösungen für diffuses Licht. Ein wahres Meisterstück ist die Frontabdeckung, die nach Ihrer Wahl und nach Ermessen des persönlichen Geschmacks verschiedene Weise ausgeführt sein kann. Ihrer Fantasie sind keine Grenzen gesetzt, von Holz über Fliesen bis hin zu kreativeren Materialien wie Stoff und Plexiglas. Dank 9010novantadieci können Sie sogar einzigartige und unwiederholbare Formen verwirklichen und so Licht- und Konturspiele erzeugen.

FR 9010novantadieci présente l'applique que vous pouvez personnaliser en fonction de vos besoins, de sorte qu'il n'y ait pas de limites à votre créativité, vous permettant d'appliquer différents matériaux, textures et couleurs à ce produit. Le profilé moderne en ALUMITE® permet une installation au plafond ou au mur et grâce aux différentes longueurs, il peut être installé dans n'importe quel environnement et créer des solutions continues de lumière diffuse. Sa touche maîtresse est la partie avant. Elle peut accueillir différentes façades, selon les goûts personnels. Il n'y a pas de limites à votre imagination, du bois au carrelage, en passant par des matériaux plus créatifs comme le tissu et le plexiglas. Vous pouvez même construire des formes uniques et non reproductibles, en créant des jeux de lumière et des contours grâce au 9010novantadieci.

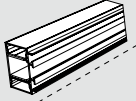


- 1 ALUMITE® bracket
Staffa in ALUMITE®
ALUMITE®-Halterung
Support en ALUMITE®

- 2 ALUMITE® profile
Profilo in ALUMITE®
ALUMITE® Profil
Profilé ALUMITE®

- 3 Customizable front part (not included)
Frontale personalizzabile (non incluso)
Anpassbares Vorderteil (nicht inbegriffen)
Partie avant personnalisable (non inclus)

- 4 Opal diffuser
Schermo opalino
Opale-Abdeckung
Diffuseur opale



P009B-00: 1010±10 mm
 P009C-00: 2020±10 mm
 P009D-00: 3020±10 mm



Article code / Codice articolo / Artikelnummer / Code de l'article

Without electrical part / Senza parte elettrica / Ohne elektrischen Teil / Sans partie électrique

P009B-00	1010±10 mm	MAX Strip LED 2x26W/m
P009C-00	2020±10 mm	MAX Strip LED 2x26W/m
P009D-00	3020±10 mm	MAX Strip LED 2x26W/m

Weight / Peso / Gewicht / Poids

P009B-00	1,1 Kg
P009C-00	2 Kg
P009D-00	2,9 Kg

Materials / Materiali / Materialien / Matériaux

ALUMITE®

In the packaging / Nella confezione / Im Paket enthalten / Inclus dans le paquet

- ALUMITE® profile / Profilo in ALUMITE® / ALUMITE® profile / Profilo in ALUMITE®
- Cover screens in opal methacrylate / Schermi in metacrilato opalino goffrato
 Cover screens in opal methacrylate / Schermi in metacrilato opalino goffrato

Accessories / Accessori / Zubehöre / Accessoires

LED Strip	(P.632)
Driver	(P.639)

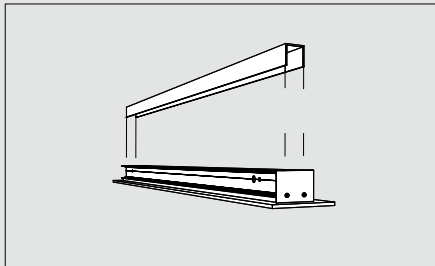
ON/OFF SLIM DRIVER that can be housed inside the profile
 ON/OFF SLIM DRIVER riponibile all'interno del profilo
 ON/OFF SLIM DRIVER, im Profil unterbringbar
 ON/OFF SLIM DRIVER à ranger à l'intérieur du profilé

029.012.100*	P009B-00
029.012.200*	P009C-00
029.012.300*	P009D-00

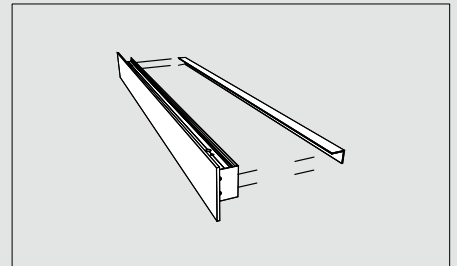
* Opal plastic cover replacement part / Ricambio schermo opalino
 Abdeckung in Opalen-Kunststoff Ersatzteil / Diffuseur opal pièce de rechange

- TGA Custom Cut (45° 90°) / Taglio a misura (45° 90°)
 Schnitt nach Maß (45°, 90°) / Coupe sur mesure (45° 90°)
- TGP Custom Cut (different angles) / Taglio a progetto (angoli diversi)
 Schnitt nach Projekt (verschiedene Winkel) / Coupe sur projet (différents angles)
- P009.KIT01 Couple of end caps / Coppia testate di chiusura
 Endstück-Paar / Paire d'embouts
- P009B.KIT02 L 1000 "U" shaped profile for ceiling fixing / Profilo a "U" per fissaggio al soffitto
 L 1000 U-Profil zur Befestigung an der Decke / Profilé en « U » pour montage au plafond
- P009B.KIT03 L 1000 "L" shaped profile for wall fixing / Profilo a "L" per fissaggio a parete
 L 1000 L-Profil zur Befestigung an der Wand / Profilé en « L » pour montage mural
- P009C.KIT02 L 2000 "U" shaped profile for ceiling fixing / Profilo a "U" per fissaggio al soffitto
 L 2000 U-Profil zur Befestigung an der Decke / Profilé en « U » pour montage au plafond
- P009C.KIT03 L 2000 "L" shaped profile for wall fixing / Profilo a "L" per fissaggio a parete
 L 2000 L-Profil zur Befestigung an der Wand / Profilé en « L » pour montage mural
- P009D.KIT02 L 3000 "U" shaped profile for ceiling fixing / Profilo a "U" per fissaggio al soffitto
 L 3000 U-Profil zur Befestigung an der Decke / Profilé en « U » pour montage au plafond
- P009D.KIT03 L 3000 "L" shaped profile for wall fixing / Profilo a "L" per fissaggio a parete
 L 3000 L-Profil zur Befestigung an der Wand / Profilé en « L » pour montage mural

Types of installation / Tipologie di installazione / Installationsarten / Types d'installation



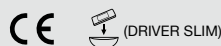
P009B.KIT02, P009C.KIT02, P009D.KIT02
 Ceiling and wall installation ("U" profile)
 Installazione a soffitto e a parete (profilo a "U")
 Decken- und wandmontage ("U"-profil)
 Installation au plafond et au mur (Profil à "U")



P009B.KIT03, P009C.KIT03, P009D.KIT03
 Wall installation ("L" profile)
 Installazione a parete (profilo a "L")
 Wandmontage ("L"-profil)
 Installation au mur (Profil à "L")



For the installation of the P009 profile, the accessories require an L or U fastening profile.
 Per l'installazione del profilo P009 è necessario il profilo di fissaggio a L o a U.
 Für die Installation des Profils P009 wird das im Zubehör enthaltene L- oder U-förmige Befestigungsprofil benötigt.
 Pour l'installation du profilé P009, le profilé en « L » ou en « U » dans les accessoires est nécessaire.



P010 KEID
P011 HEKA
P012 KRAZ
P013 NIHAL

Designed by 9010novantadiecì

EN Lighting accessories that are able to satisfy both aesthetic and functional needs guarantee maximum compositional freedom. This line of ALUMITE® architectural profiles comes with flush and winged screens in order to suit any design. The LED light redesigns surfaces, giving a sophisticated aura to spaces.

IT Complementi per l'illuminazione in grado di soddisfare al contempo esigenze estetiche e funzionali garantiscono massima libertà compositiva. La linea di profili architettonici in ALUMITE® viene proposta con schermo a filo e con schermo con alette per adattarsi ad ogni progetto. La luce LED ridisegna le superfici donando un'aura sofisticata allo spazio.

DE Beleuchtungsobjekte, die zugleich ästhetischen wie funktionalen Ansprüchen gerecht werden und maximale Gestaltungsfreiheit bieten. Diese Linie von Architekturprofilen aus ALUMITE® ist mit bündigem Schutzschirm und mit Schutzschirm mit Plättchen verfügbar, damit sie jedem Projekt angepasst werden können. Das LED-Licht definiert die Oberflächen neu und verleiht dem Raum eine raffinierte Aura.

FR Les compléments d'éclairage qui répondent aux exigences esthétiques et fonctionnelles garantissent une liberté de composition maximale. La ligne de profilés architecturaux en ALUMITE® est proposée avec un écran affleurant et un écran à ailettes pour s'adapter à chaque projet. La lumière LED redessine les surfaces en apportant une aura sophistiquée à l'espace.

Art.	Profiles
P010	Profilì
P011	Profile
P012	Profilés
P013	



Art. P013

Art. P013





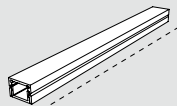
Art. P011

Casa Erre - Chiari, Italy
ZDA - Zupelli Design Architettura





Art. P010



P010B-00: 1010±10 mm
 P010C-00: 2020±10 mm
 P010D-00: 3020±10 mm

OPAL TYPE A



OPAL TYPE B



Article code / Codice articolo / Artikelnummer / Code de l'article

Without electrical part / Senza parte elettrica / Ohne elektrischen Teil / Sans partie électrique

P010B-00-A 1010±10 mm MAX Strip LED 10W/m

P010C-00-A 2020±10 mm MAX Strip LED 10W/m

P010D-00-A 3020±10 mm MAX Strip LED 10W/m

Opal diffuser type A / Opalino tipo A / Trüb Typ A / Opalin type A

P010B-00-B 1010±10 mm MAX Strip LED 10W/m

P010C-00-B 2020±10 mm MAX Strip LED 10W/m

P010D-00-B 3020±10 mm MAX Strip LED 10W/m

Opal diffuser type B / Opalino tipo B / Trüb Typ B / Opalin type B

Quick recessing system (Plaster finish is not required)

Sistema di incasso rapido (senza stuccatura)

Schnelles Einbausystem (Ohne Verputz)

Système d'encastrement rapide (Enduit non requis)

Weight / Peso / Gewicht / Poids

P010B-00 0,22 Kg

P010C-00 0,44 Kg

P010D-00 0,66 Kg

Materials / Materiali / Materialien / Matériaux

ALUMITE®

Plasterboard hole / Foro cartongesso / Bohrung im Gipskarton / Trou pour plaque de plâtre

P010B-00 18 x 1015±10 mm

P010C-00 18 x 2025±10 mm

P010D-00 18 x 3025±10 mm

In the packaging / Nella confezione / Im Paket erhalten / Inclus dans le paquet

• ALUMITE® profile / Profilo in ALUMITE® / ALUMITE® Profil / Profilé en ALUMITE®

• Dual Cover screen: -Disposable screen for the installation; -Opal methacrylate screen

Doppio schermo di copertura: 1 Metacrilato opalino goffrato; 1 Usa e getta per installazione

Dual Abdeckung: -Einweg-Abdeckung für die Installation; -Opal-Methacrylat Abdeckung

Double couverture: -Diffuseur a usage unique pour l'installation; -Couverture opale en methacrylate.

Accessories / Accessori / Zubehöre / Accessoires

LED Strip (P.632)

DRIVER (P.639)

029.010.100* P010B-00-A

029.017.100* P010B-00-B

029.010.200* P010C-00-A

029.017.200* P010C-00-B

029.010.300* P010D-00-A

029.017.300* P010D-00-B

* Opal plastic cover replacement part / Ricambio schermo opalino

Abdeckung in Opalen-Kunststoff Ersatzteil / Diffuseur opal pièce de rechange

TGA Custom Cut (45° 90°) / Taglio a misura (45° 90°)

Schnitt nach Maß (45°, 90°) / Coupe sur mesure (45° 90°)

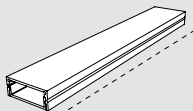
TGP Custom Cut (different angles) / Taglio a progetto (angoli diversi)

Schnitt nach Projekt (verschiedene Winkel) / Coupe sur projet (différents angles)

P010.KIT01 Couple of end caps / Coppia testate di chiusura

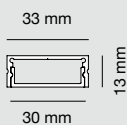
Endstück-Paar / Paire d'embouts



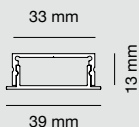


P011B-00: 1010±10 mm
 P011C-00: 2020±10 mm
 P011D-00: 3020±10 mm

OPAL TYPE A



OPAL TYPE B



Article code / Codice articolo / Artikelnummer / Code de l'article

Without electrical part / Senza parte elettrica / Ohne elektrischen Teil / Sans partie électrique

P011B-00-A 1010±10 mm MAX Strip LED 18W/m
 P011C-00-A 2020±10 mm MAX Strip LED 18W/m
 P011D-00-A 3020±10 mm MAX Strip LED 18W/m
 Opal diffuser type A / Opalino tipo A / Trüb Typ A / Opalin type A

P011B-00-B 1010±10 mm MAX Strip LED 18W/m
 P011C-00-B 2020±10 mm MAX Strip LED 18W/m
 P011D-00-B 3020±10 mm MAX Strip LED 18W/m
 Opal diffuser type B / Opalino tipo B / Trüb Typ B / Opalin type B
 Quick recessing system (Plaster finish is not required)
 Sistema di incasso rapido (senza stuccatura)
 Schnelles Einbausystem (Ohne Verputz)
 Système d'encastrement rapide (Enduit non requis)

Weight / Peso / Gewicht / Poids

P011B-00 0,31 Kg
 P011C-00 0,61 Kg
 P011D-00 0,92 Kg

Materials / Materiali / Materialien / Matériaux

ALUMITE®

Plasterboard hole / Foro cartongesso / Bohrung im Gipskarton / Trou pour plaque de plâtre

P011B-00 33 x 1015±10 mm
 P011C-00 33 x 2025±10 mm
 P011D-00 33 x 3025±10 mm

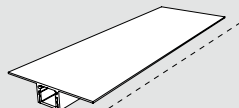
In the packaging / Nella confezione / Im Paket enthalten / Inclus dans le paquet

- ALUMITE® profile / Profilo in ALUMITE® / ALUMITE® Profil / Profilé en ALUMITE®
- Dual Cover screen: -Disposable screen for the installation; -Opal methacrylate screen
 Doppio schermo di copertura: 1 Metacrilato opalino goffrato; 1 Usa e getta per installazione
 Dual Abdeckung: -Einweg-Abdeckung für die Installation; -Opal-Methacrylat Abdeckung
 Double couverture: -Diffuseur a usage unique pour l'installation; -Couverture opale en methacrylate.

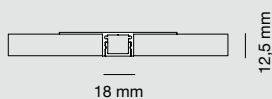
Accessories / Accessori / Zubehöre / Accessoires

LED Strip (P.632)
 DRIVER (P.639)
 029.018.100* P011B-00-A
 029.019.100* P011B-00-B
 029.018.200* P011C-00-A
 029.019.200* P011C-00-B
 029.018.300* P011D-00-A
 029.019.300* P011D-00-B
 * Opal plastic cover replacement part / Ricambio schermo opalino
 Abdeckung in Opalen-Kunststoff Ersatzteil / Diffuseur opal pièce de rechange
 TGA Custom Cut (45° 90°) / Taglio a misura (45° 90°)
 Schnitt nach Maß (45°, 90°) / Coupe sur mesure (45° 90°)
 TGP Custom Cut (different angles) / Taglio a progetto (angoli diversi)
 Schnitt nach Projekt (verschiedene Winkel) / Coupe sur projet (différents angles)
 P011.KIT01 Couple of end caps / Coppia testate di chiusura
 Endstück-Paar / Paire d'embouts

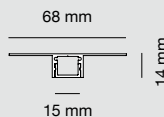




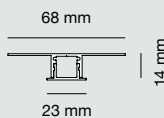
P012B-00: 1010±10 mm
 P012C-00: 2020±10 mm
 P012D-00: 3020±10 mm



OPAL TYPE A



OPAL TYPE B



Article code / Codice articolo / Artikelnummer / Code de l'article

Without electrical part / Senza parte elettrica / Ohne elektrischen Teil / Sans partie électrique

P012B-00-A 1010±10 mm MAX Strip LED 18W/m

P012C-00-A 2020±10 mm MAX Strip LED 18W/m

P012D-00-A 3020±10 mm MAX Strip LED 18W/m

Opal diffuser type A / Opalino tipo A / Trüb Typ A / Opalin type A

P012B-00-B 1010±10 mm MAX Strip LED 18W/m

P012C-00-B 2020±10 mm MAX Strip LED 18W/m

P012D-00-B 3020±10 mm MAX Strip LED 18W/m

Opal diffuser type B / Opalino tipo B / Trüb Typ B / Opalin type B

Quick recessing system (Plaster finish is not required)

Sistema di incasso rapido (senza stuccatura)

Schnelles Einbausystem (Ohne Verputz)

Système d'encastrement rapide (Enduit non requis)

Weight / Peso / Gewicht / Poids

P012B-00 0,37 Kg

P012C-00 0,74 Kg

P012D-00 1,11 Kg

Materials / Materiali / Materialien / Matériaux

ALUMITE®

Plasterboard hole / Foro cartongesso / Bohrung im Gipskarton / Trou pour plaque de plâtre

P012B-00 18 x 1015±10 mm

P012C-00 18 x 2025±10 mm

P012D-00 18 x 3025±10 mm

In the packaging / Nella confezione / Im Paket enthalten / Inclus dans le paquet

• ALUMITE® profile / Profilo in ALUMITE® / ALUMITE® Profil / Profilé en ALUMITE®

• Dual Cover screen: -Disposable screen for the installation; -Opal methacrylate screen

Doppio schermo di copertura: 1 Metacrilato opalino gofrato; 1 Usa e getta per installazione

Dual Abdeckung: -Einweg-Abdeckung für die Installation; -Opal-Methacrylat Abdeckung

Double couverture: -Diffuseur a usage unique pour l'installation; -Couverture opale en methacrylate.

Accessories / Accessori / Zubehöre / Accessoires

LED Strip (P.632)

DRIVER (P.639)

029.010.100* P012B-00-A

029.017.100* P012B-00-B

029.010.200* P012C-00-A

029.017.200* P012C-00-B

029.010.300* P012D-00-A

029.017.300* P012D-00-B

* Opal plastic cover replacement part / Ricambio schermo opalino

Abdeckung in Opalen-Kunststoff Ersatzteil / Diffuseur opal pièce de rechange

TGA Custom Cut (45° 90°) / Taglio a misura (45° 90°)

Schnitt nach Maß (45°, 90°) / Coupe sur mesure (45° 90°)

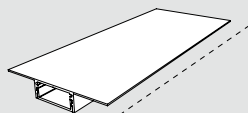
TGP Custom Cut (different angles) / Taglio a progetto (angoli diversi)

Schnitt nach Projekt (verschiedene Winkel) / Coupe sur projet (différents angles)

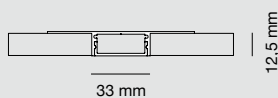
P012.KIT01 Couple of end caps / Coppia testate di chiusura

Endstück-Paar / Paire d'embouts

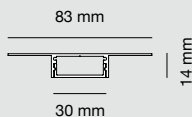




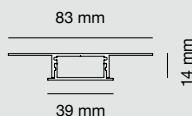
P013B-00: 1010±10 mm
 P013C-00: 2020±10 mm
 P013D-00: 3020±10 mm



OPAL TYPE A



OPAL TYPE B



Article code / Codice articolo / Artikelnummer / Code de l'article

Without electrical part / Senza parte elettrica / Ohne elektrischen Teil / Sans partie électrique

P013B-00-A	1010±10 mm	MAX Strip LED 20W/m
P013C-00-A	2020±10 mm	MAX Strip LED 20W/m
P013D-00-A	3020±10 mm	MAX Strip LED 20W/m

Opal diffuser type A / Opalino tipo A / Trüb Typ A / Opalin type A

P013B-00-B	1010±10 mm	MAX Strip LED 20W/m
P013C-00-B	2020±10 mm	MAX Strip LED 20W/m
P013D-00-B	3020±10 mm	MAX Strip LED 20W/m

Opal diffuser type B / Opalino tipo B / Trüb Typ B / Opalin type B
 Quick recessing system (Plaster finish is not required)
 Sistema di incasso rapido (senza stuccatura)
 Schnelles Einbausystem (Ohne Verputz)
 Système d'encastrement rapide (Enduit non requis)

Weight / Peso / Gewicht / Poids

P013B-00	0,47 Kg
P013C-00	0,93 Kg
P013D-00	1,39 Kg

Materials / Materiali / Materialien / Matériaux

ALUMITE®

Plasterboard hole / Foro cartongesso / Bohrung im Gipskarton / Trou pour plaque de plâtre

P013B-00	33 x 1015±10 mm
P013C-00	33 x 2025±10 mm
P013D-00	33 x 3025±10 mm

In the packaging / Nella confezione / Im Paket enthalten / Inclus dans le paquet

- ALUMITE® profile / Profilo in ALUMITE® / ALUMITE® Profil / Profilé en ALUMITE®
- Dual Cover screen: -Disposable screen for the installation; -Opal methacrylate screen
 Doppio schermo di copertura: 1 Metacrilato opalino gofrato; 1 Usa e getta per installazione
 Dual Abdeckung: -Einweg-Abdeckung für die Installation; -Opal-Methacrylat Abdeckung
 Double couverture: -Diffuseur a usage unique pour l'installation; -Couverture opale en methacrylate.

Accessories / Accessori / Zubehör / Accessoires

LED Strip	(P.632)
DRIVER	(P.639)
029.018.100*	P013B-00-A
029.019.100*	P013B-00-B
029.018.200*	P013C-00-A
029.019.200*	P013C-00-B
029.018.300*	P013D-00-A
029.019.300*	P013D-00-B

* Opal plastic cover replacement part / Ricambio schermo opalino
 Abdeckung in Opalen-Kunststoff Ersatzteil / Diffuseur opal pièce de rechange

TGA	Custom Cut (45° 90°) / Taglio a misura (45° 90°) Schnitt nach Maß (45°, 90°) / Coupe sur mesure (45° 90°)
TGP	Custom Cut (different angles) / Taglio a progetto (angoli diversi) Schnitt nach Projekt (verschiedene Winkel) / Coupe sur projet (différents angles)
P013.KIT01	Couple of end caps / Coppia testate di chiusura Endstück-Paar / Paire d'embouts



P016 ATLAS

P017 SYRMA

P019 POLARIS

P020 MEROPE

Designed by 9010novantadiecì

EN The luminous elements of this collection lend themselves to original configurations that are integrated into the architectural design of the interior. Its peculiar design, characterized by a luminous recessed lane with colourable interior, offers an effective and aesthetically pleasing solution. The RAL 9010 painted ALUMITE® profiles, with quick recess system, are equipped with embossed opal methacrylate screens.

IT Gli elementi luminosi della collezione si prestano ad originali configurazioni da integrare al progetto architettonico degli interni. Il peculiare design, caratterizzato da una corsia luminosa rientrante il cui interno è colorabile, offre una soluzione efficace ed esteticamente piacevole. I profili in ALUMITE® verniciati RAL 9010, con sistema ad incasso rapido, sono dotati di schermi in metacrilato opalino goffrato.

DE Die Beleuchtungselemente der Kollektion eignen sich für originelle Konfigurationen, die in jedes Innenarchitekturprojekt eingefügt werden können. Ihr besonderes Design mit dem zurücktretenden Beleuchtungsstreifen, dessen Innenseite färbbar ist, bietet eine wirksame und zugleich ansprechende Lösung. Die Profile aus ALUMITE® mit RAL 9010-Lackierung sind mit einem Schnelleinbausystem und Schutzschirmen aus trübem geprägtem Methacrylat versehen.

FR Les éléments lumineux de la collection se prêtent à des configurations originales qui peuvent être intégrées dans l'architecture des intérieurs. Le design unique, caractérisé par une rainure lumineuse encastrée dont l'intérieur peut être coloré, offre une solution efficace et esthétique. Les profilés en ALUMITE® peints en RAL 9010, avec un système de fixation rapide, sont équipés d'écrans en méthacrylate opalin gaufré.



Art. P017



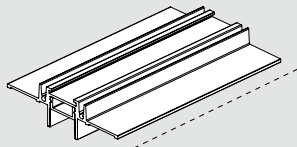
Art. P019

Art. P020

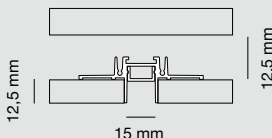
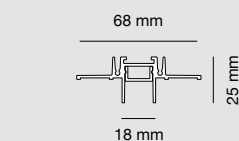


Art. P016





P016B-00: 1010±10 mm
 P016C-00: 2020±10 mm
 P016D-00: 3020±10 mm



Article code / Codice articolo / Artikelnummer / Code de l'article

Without electrical part / Senza parte elettrica / Ohne elektrischen Teil / Sans partie électrique

P016B-00	1010±10 mm	MAX Strip LED 30W/m
P016C-00	2020±10 mm	MAX Strip LED 30W/m
P016D-00	3020±10 mm	MAX Strip LED 30W/m

Weight / Peso / Gewicht / Poids

P016B-00	0,6 Kg
P016C-00	1,2 Kg
P016D-00	1,8 Kg

Materials / Materiali / Materialien / Matériaux

ALUMITE®

Plasterboard hole / Foro cartongesso / Bohrung im Gipskarton / Trou pour plaque de plâtre

P016B-00	18 x 1015±10 mm
P016C-00	18 x 2025±10 mm
P016D-00	18 x 3025±10 mm

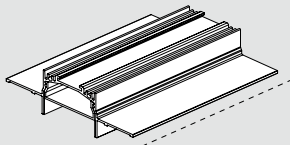
In the packaging / Nella confezione / Im Paket enthalten / Inclus dans le paquet

- ALUMITE® profile painted ral 9010 matt / Profilo in ALUMITE® verniciato ral 9010 opaco
- ALUMITE® rofil Lackiert Ral 9010 matt / Profilé en ALUMITE® peint RAL 9010 opaque
- Cover screen in opal methacrylate / Schermo in metacrilato opalino goffrato
- Opal-Methacrylat Abdeckung / Couverture opale en methacrylate

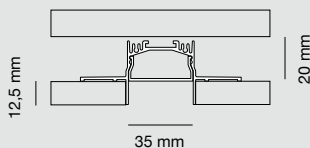
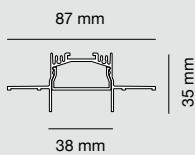
Accessories / Accessori / Zubehöre / Accessoires

LED Strip	(P.632)
DRIVER	(P.639)
029.010.100*	P016B-00
029.010.200*	P016C-00
029.010.300*	P016D-00
	* Opal plastic cover replacement part / Ricambio schermo opalino
	Abdeckung in Opalen-Kunststoff Ersatzteil / Diffuseur opal pièce de rechange
TGA	Custom Cut (45° 90°) / Taglio a misura (45° 90°)
	Schnitt nach Maß (45°, 90°) / Coupe sur mesure (45° 90°)
TGP	Custom Cut (different angles) / Taglio a progetto (angoli diversi)
	Schnitt nach Projekt (verschiedene Winkel) / Coupe sur projet (différents angles)
023.700	Linear connection / Connessione lineare / Linearen Verbindungsteile / Connexion linéaire
023.701	Connection "L" / Connessione "L" / Verbindungsteile "L" / Connexion "L"
023.702	Connection "T" / Connessione "T" / Verbindungsteile "T" / Connexion "T"
023.703	Connection "+" / Connessione "+" / Verbindungsteile "+" / Connexion "+"
023.704	Connection wall-ceiling / Connessione soffitto-muro
	Verbindungsteile Wand-Decke / Connexion Plafond-Mur
P016.KIT01	Couple of end caps / Coppia testate di chiusura
	Endstück-Paar / Paire d'embouts





P017B-00: 1010±10 mm
 P017C-00: 2020±10 mm
 P017D-00: 3020±10 mm



Article code / Codice articolo / Artikelnummer / Code de l'article

Without electrical part / Senza parte elettrica / Ohne elektrischen Teil / Sans partie électrique

P017B-00	1010±10 mm	MAX Strip LED 40W/m
P017C-00	2020±10 mm	MAX Strip LED 40W/m
P017D-00	3020±10 mm	MAX Strip LED 40W/m

Weight / Peso / Gewicht / Poids

P017B-00	1,1 Kg
P017C-00	2,2 Kg
P017D-00	3,3 Kg

Materials / Materiali / Materialien / Matériaux

ALUMITE®

Plasterboard hole / Foro cartongesso / Bohrung im Gipskarton / Trou pour plaque de plâtre

P017B-00	37 x 1015±10 mm
P017C-00	37 x 2025±10 mm
P017D-00	37 x 3025±10 mm

In the packaging / Nella confezione / Im Paket enthalten / Inclus dans le paquet

- ALUMITE® profile / Profilo in ALUMITE® / ALUMITE® Profil / Profilé en ALUMITE®
- Cover screen in opal methacrylate / Schermo in metacrilato opalino goffrato
 Opal-Methacrylat Abdeckung / Couverture opale en methacrylate

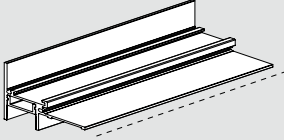
Accessories / Accessori / Zubehöre / Accessoires

LED Strip	(P.632)
DRIVER	(P.639)
029.012.100*	P017B-00
029.012.200*	P017C-00
029.012.300*	P017D-00

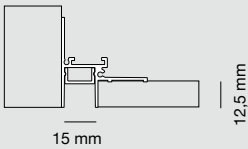
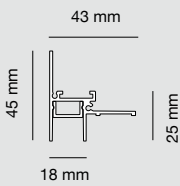
* Opal plastic cover replacement part / Ricambio schermo opalino
 Abdeckung in Opalen-Kunststoff Ersatzteil / Diffuseur opal pièce de rechange

TGA	Custom Cut (45° 90°) / Taglio a misura (45° 90°) Schnitt nach Maß (45°, 90°) / Coupe sur mesure (45° 90°)
TGP	Custom Cut (different angles) / Taglio a progetto (angoli diversi) Schnitt nach Projekt (verschiedene Winkel) / Coupe sur projet (différents angles)
023.700	Linear connection / Connessione lineare / Linearen Verbindungsteile / Connexion linéaire
023.701	Connection "L" / Connessione "L" / Verbindungsteile "L" / Connexion "L"
023.702	Connection "T" / Connessione "T" / Verbindungsteile "T" / Connexion "T"
023.703	Connection "+" / Connessione "+" / Verbindungsteile "+" / Connexion "+"
023.704	Connection wall-ceiling / Connessione soffitto-muro Verbindungsteile Wand-Decke / Connexion Plafond-Mur
P017.KIT01	Couple of end caps / Coppia testate di chiusura Endstück-Paar / Paire d'embouts





P019B-00: 1010±10 mm
 P019C-00: 2020±10 mm
 P019D-00: 3020±10 mm



Article code / Codice articolo / Artikelnummer / Code de l'article

Without electrical part / Senza parte elettrica / Ohne elektrischen Teil / Sans partie électrique

P019B-00	1010±10 mm	MAX Strip LED 30W/m
P019C-00	2020±10 mm	MAX Strip LED 30W/m
P019D-00	3020±10 mm	MAX Strip LED 30W/m

Weight / Peso / Gewicht / Poids

P019B-00	0,6 Kg
P019C-00	1,2 Kg
P019D-00	1,8 Kg

Materials / Materiali / Materialien / Matériaux

ALUMITE®

Plasterboard hole / Foro cartongesso / Bohrung im Gipskarton / Trou pour plaque de plâtre

P019B-00	18 x 1015±10 mm
P019C-00	18 x 2025±10 mm
P019D-00	18 x 3025±10 mm

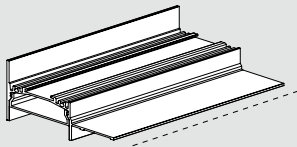
In the packaging / Nella confezione / Im Paket enthalten / Inclus dans le paquet

- ALUMITE® profile / Profilo in ALUMITE® / ALUMITE® Profil / Profilé en ALUMITE®
- Cover screen in opal methacrylate / Schermo in metacrilato opalino goffrato
Opal-Methacrylat Abdeckung / Couverture opale en methacrylate

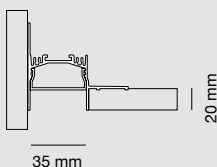
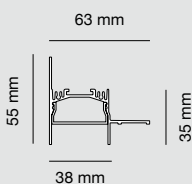
Accessories / Accessori / Zubehöre / Accessoires

LED Strip	(P.632)
DRIVER	(P.639)
029.010.100*	P019B-00
029.010.200*	P019C-00
029.010.300*	P019D-00
	* Opal plastic cover replacement part / Ricambio schermo opalino Abdeckung in Opalen-Kunststoff Ersatzteil / Diffuseur opal pièce de rechange
TGA	Custom Cut (45° 90°) / Taglio a misura (45° 90°) Schnitt nach Maß (45°, 90°) / Coupe sur mesure (45° 90°)
TGP	Custom Cut (different angles) / Taglio a progetto (angoli diversi) Schnitt nach Projekt (verschiedene Winkel) / Coupe sur projet (différents angles)
023.700	Linear connection / Connessione lineare / Linearen Verbindungsteile / Connexion linéaire
023.701	Connection "L" / Connessione "L" / Verbindungsteile "L" / Connexion "L"
023.702	Connection "T" / Connessione "T" / Verbindungsteile "T" / Connexion "T"
023.703	Connection "+" / Connessione "+" / Verbindungsteile "+" / Connexion "+"
023.704	Connection wall-ceiling / Connessione soffitto-muro Verbindungsteile Wand-Decke / Connexion Plafond-Mur
P019.KIT01	Couple of end caps / Coppia testate di chiusura Endstück-Paar / Paire d'embouts





P020B-00: 1010±10 mm
 P020C-00: 2020±10 mm
 P020D-00: 3020±10 mm



Article code / Codice articolo / Artikelnummer / Code de l'article

Without electrical part / Senza parte elettrica / Ohne elektrischen Teil / Sans partie électrique

P020B-00	1010±10 mm	MAX Strip LED 40W/m
P020C-00	2020±10 mm	MAX Strip LED 40W/m
P020D-00	3020±10 mm	MAX Strip LED 40W/m

Weight / Peso / Gewicht / Poids

P020B-00	1,1 Kg
P020C-00	2,2 Kg
P020D-00	3,3 Kg

Materials / Materiali / Materialien / Matériaux

ALUMITE®

Plasterboard hole / Foro cartongesso / Bohrung im Gipskarton / Trou pour plaque de plâtre

P020B-00	37 x 1015±10 mm
P020C-00	37 x 2025±10 mm
P020D-00	37 x 3025±10 mm

In the packaging / Nella confezione / Im Paket enthalten / Inclus dans le paquet

- ALUMITE® profile / Profilo in ALUMITE® / ALUMITE® Profil / Profilé en ALUMITE®
- Cover screen in opal methacrylate / Schermo in metacrilato opalino goffrato
 Opal-Methacrylat Abdeckung / Couverture opale en methacrylate

Accessories / Accessori / Zubehöre / Accessoires

LED Strip	(P.632)
DRIVER	(P.639)
029.012.100*	P020B-00
029.012.200*	P020C-00
029.012.300*	P020D-00

* Opal plastic cover replacement part / Ricambio schermo opalino
 Abdeckung in Opalen-Kunststoff Ersatzteil / Diffuseur opal pièce de rechange

TGA	Custom Cut (45° 90°) / Taglio a misura (45° 90°) Schnitt nach Maß (45°, 90°) / Coupe sur mesure (45° 90°)
TGP	Custom Cut (different angles) / Taglio a progetto (angoli diversi) Schnitt nach Projekt (verschiedene Winkel) / Coupe sur projet (différents angles)
023.700	Linear connection / Connessione lineare / Linearen Verbindungsteile / Connexion linéaire
023.701	Connection "L" / Connessione "L" / Verbindungsteile "L" / Connexion "L"
023.702	Connection "T" / Connessione "T" / Verbindungsteile "T" / Connexion "T"
023.703	Connection "+" / Connessione "+" / Verbindungsteile "+" / Connexion "+"
023.704	Connection wall-ceiling / Connessione soffitto-muro Verbindungsteile Wand-Decke / Connexion Plafond-Mur
P020.KIT01	Couple of end caps / Coppia testate di chiusura Endstück-Paar / Paire d'embouts



P018 ANTARES

Designed by 9010novantadiecì

EN The ALUMITE® ANTARES line of profiles is a versatile solution suitable for both domestic and contract use. The integrated LED strip emits a comfortable and sophisticated light, which is diffused evenly through an opal methacrylate screen with an embossed finish. This combination guarantees high quality lighting, ideal for creating welcoming and refined atmospheres.

IT La linea di profili in ALUMITE® ANTARES è una soluzione versatile adatta sia all'uso domestico che al contract. La striscia LED integrata emana una luce confortevole e sofisticata, che viene diffusa in modo uniforme attraverso uno schermo in metacrilato opalino con finitura gofrata. Questa combinazione garantisce un'illuminazione di alta qualità, ideale per creare atmosfere accoglienti e raffinate.

DE Die Linie von ALUMITE®-Profilen ANTARES ist eine vielseitige Lösung, geeignet sowohl für den Wohn- als auch für den Contract-Bereich. Der eingebaute LED-Streifen strömt ein komfortables, raffiniertes Licht aus, das durch einen trüben geprägten Schutzschirm aus Methacrylat auf gleichförmige Weise verbreitet wird. Diese Kombination gewährleistet eine qualitativ hochwertige Beleuchtung, ideal um eine gemütliche und doch raffinierte Atmosphäre zu schaffen.

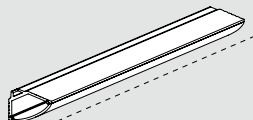
FR La ligne de profilés en ALUMITE® ANTARES est une solution polyvalente qui convient à la fois à un usage domestique et pour les gros contrats. La bande LED intégrée émet une lumière confortable et sophistiquée, diffusée uniformément à travers un écran en méthacrylate opalin avec une finition gaufrée. Cette combinaison garantit un éclairage de haute qualité, idéal pour créer des atmosphères accueillantes et raffinées.



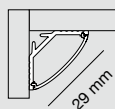
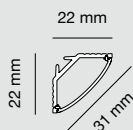
Art. P018



Art. P018



P018B-00: 1010±10 mm
 P018C-00: 2020±10 mm
 P018D-00: 3020±10 mm



Article code / Codice articolo / Artikelnummer / Code de l'article

Without electrical part / Senza parte elettrica / Ohne elektrischen Teil / Sans partie électrique

P018B-00	1010±10 mm	MAX Strip LED 18W/m
P018C-00	2020±10 mm	MAX Strip LED 18W/m
P018D-00	3020±10 mm	MAX Strip LED 18W/m

Weight / Peso / Gewicht / Poids

P018B-00	1,1 Kg
P018C-00	2 Kg
P018D-00	2,9 Kg

Materials / Materiali / Materialien / Matériaux

ALUMITE®

In the packaging / Nella confezione / Im Paket enthalten / Inclus dans le paquet

- ALUMITE® profile / Profilo in ALUMITE® / ALUMITE® Profil / Profilé en ALUMITE®
- Cover screen in opal methacrylate / Schermo in metacrilato opalino goffrato
 Schutzschirm aus trübem geprägtem Methacrylat / Écran en méthacrylate opalin gaufré

Accessories / Accessori / Zubehöre / Accessoires

LED Strip	(P.632)
DRIVER	(P.639)
029.024.100*	P018B-00
029.024.200*	P018C-00
029.024.300*	P018D-00

* Opal plastic cover replacement part / Ricambio schermo opalino
 Abdeckung in Opalen-Kunststoff Ersatzteil / Diffuseur opal pièce de rechange

TGA	Custom Cut (45° 90°) / Taglio a misura (45° 90°) Schnitt nach Maß (45°, 90°) / Coupe sur mesure (45° 90°)
TGP	Custom Cut (different angles) / Taglio a progetto (angoli diversi) Schnitt nach Projekt (verschiedene Winkel) / Coupe sur projet (différents angles)
P018.KIT01	Couple of end caps / Coppia testate di chiusura Endstück-Paar / Paire d'embouts



FOR DIFFUSED GEOMETRIC LIGHT
LINEE GEOMETRICHE DI LUCE DIFFUSA
DIFFUSES LICHT IN GEOMETRISCHEN LINIEN
LIGNES GÉOMÉTRIQUES DE LUMIÈRE DIFFUSE


EN The 9010novantadieci profiles can be installed according to any creative requirements: horizontal, vertical and oblique direction, also with connection elements. The profile installations are also available with the 9010novantadieci Strip LED in dimmable version for the light intensity control according to the preferences at any time of the day.

IT I profili 9010 possono essere installati secondo le esigenze di creatività più varie: in orizzontale, in verticale e in obliquo, utilizzando anche i vari elementi di giunzione. Le installazioni a profilo sono inoltre disponibili con le strip LED 9010 in versione dimmerabile, per un controllo dell'intensità della luce a seconda delle preferenze e del momento della giornata.

DE Die Profile 9010novantadieci können entsprechend der unterschiedlichsten kreativen Bedürfnisse installiert werden: horizontal, vertikal und schräg. Dabei können auch die verschiedenen Verbindungselemente benutzt werden. Die Profilverinstallationen sind auch mit LED-Streifen 9010novantadieci in einer dimmbaren Version zur Steuerung der Lichtintensität nach Wunsch oder Tageszeit erhältlich.

FR Les profilés 9010novantadieci peuvent être installés selon les exigences créatives les plus variées: horizontalement, verticalement et en diagonale, en utilisant également les différents éléments de jonction. Les installations avec profilés sont également disponibles avec les bandes LED 9010novantadieci en version dimmable, pour un contrôle de l'intensité lumineuse en fonction des préférences et de l'heure de la journée.

INSTALLATION ON BRICKWORK & QUICK INSTALLATION
INSTALLAZIONE SU LATERIZIO E INSTALLAZIONE RAPIDA
INSTALLATION AUF BACKSTEIN UND SCHNELLINSTALLATION
INSTALLATION SUR BRIQUES ET INSTALLATION RAPIDE



Profiles
Profili
Profile
Profilés



CUSTOM CUT
TAGLIO A MISURA
ZUSCHNITT
COUPE PERSONNALISÉE

TGA

Conventional cut at 45° and 90° for articles made of ALUMITE®
Taglio convenzionale a 45° e 90° per articoli in ALUMITE®
Standardschnitt 45° und 90° für Artikel aus ALUMITE®
Découpe conventionnelle à 45° et 90° pour les articles en ALUMITE®

TGP

Bespoke cut, made to project, for articles made of ALUMITE®
Taglio a misura su progetto per articoli in ALUMITE®
Schnitt nach Maß und Projekt für Artikel aus ALUMITE®
Découpe sur mesure en fonction du projet pour les articles en ALUMITE®

TGC

Cut to measure for articles made of CRISTALY®
Taglio a misura per articoli in CRISTALY®
Schnitt nach Maß für Artikel aus CRISTALY®
Découpe sur mesure pour les articles en CRISTALY®

EN Our ALUMITE® Profiles are ideal for designing and creating personalised and creative compositions that give life to exceptional and evocative plays of light. They can be used for intersections that can be designed on paper and developed by our staff, or cut directly on site. Design creative bespoke compositions with the aid of our experts!

IT I nostri Profili in ALUMITE® sono ideali per progettare e creare composizioni personalizzate e creative che danno vita ad eccezionali ed emozionali giochi di luce. Si prestano ad essere utilizzati per incastri che possono essere progettati su carta ed elaborati dal nostro personale, oppure direttamente in cantiere. Progettate composizioni personalizzate e creative con l'aiuto dei nostri tecnici!

DE Unsere Profile aus ALUMITE® eignen sich ideal zur Planung und Entwicklung von individuellen und kreativen Kompositionen, die außergewöhnliche, emotionale Lichtspiele ins Leben rufen. Die verschiedenen Verbindungen können auf Papier geplant und von unserem Personal oder direkt auf der Baustelle ausgearbeitet werden. Planen Sie mit der Unterstützung unserer Techniker Ihre eigenen kreativen Kompositionen!

FR Nos profilés ALUMITE® sont idéaux pour concevoir et réaliser des compositions personnalisées et créatives qui créent des jeux de lumière exceptionnels et émotionnels. Ils se prêtent à des encastresments qui peuvent être conçus sur papier et élaborés par notre personnel ou directement sur place. Concevez des compositions personnalisées et créatives avec l'aide de nos techniciens!

MATERIALS

CRISTALY®

CERAMICA 9010®

ALUMITE®

CONCRETE INDOOR 9010®

BETALY®

FINISHES

EN We are an internationally recognised artisanal company. For more than fifty years we have been designing and manufacturing design lighting products at our historic workshop in Nove (VI), the home of Made in Italy artistic ceramics. We have a deep connection to this territory, which supplies us with the raw materials, that we work using cutting-edge technology, to make the sustainable materials from which we create lighting products that never disappoint. Our tried-and-tested company culture is based on responsible ecological and social awareness. Every day we combine our manual skills and ingenuity in order to create with passion.

IT Siamo una realtà artigiana affermata a livello internazionale. Da più di cinquant'anni progettiamo e realizziamo prodotti luminosi di design nel nostro storico laboratorio a Nove (VI), patria della ceramica artistica Made in Italy. Siamo profondamente legati a questo territorio, perché ci fornisce le materie prime che, grazie all'utilizzo di sistemi all'avanguardia, lavoriamo per rendere dei materiali sostenibili, in grado di creare prodotti di luce certi di emozionare. La nostra solida cultura di impresa si basa su una responsabile coscienza ecologica e sociale. Ogni giorno abbiniamo manualità e ingegno, al fine di creare con passione.

DE Wir sind ein international anerkanntes handwerkliches Unternehmen. Seit über fünfzig Jahren entwickeln und realisieren wir in unserer geschichtsträchtigen Werkstatt in Nove (VI), der Heimat der italienischen Kunstkeramik, Designprodukte für die Beleuchtung. Wir sind tief mit dieser Gegend verbunden, da sie uns die Rohmaterialien liefert, die wir anhand von fortschrittlichsten Systemen zu nachhaltigen Materialien verarbeiten, um Lichtprodukte zu schaffen, die Gefühle vermitteln. Unsere solide Unternehmenskultur gründet auf einem ausgeprägten ökologischen und sozialen Verantwortungsbewusstsein. Jeden Tag kombinieren wir handwerkliches Geschick und schöpferischen Geist, erschaffen wir Neues aus Leidenschaft.

FR Nous sommes une entreprise artisanale de renommée internationale. Depuis plus de cinquante ans, nous concevons et fabriquons des produits d'éclairage design dans notre atelier historique de Nove (VI), la patrie de la céramique artistique Made in Italy. Nous sommes profondément attachés à ce territoire, car il nous fournit les matières premières qui, grâce à l'utilisation de systèmes d'avant-garde, nous permettent de réaliser des matériaux durables, en mesure de créer des produits d'éclairage qui ne manqueront pas de susciter l'enthousiasme. Notre solide culture d'entreprise repose sur une conscience écologique et sociale responsable. Chaque jour, nous combinons artisanat et ingéniosité pour créer avec passion.



EN Unique to 9010novantadeci products, this singular material with its incredible characteristics, is a compound capable of enhancing light. CRISTALY® is fully compatible with plasters and materials used for plasterboard installations, and has a powerful antibacterial effect both in lit and dark areas. As confirmed by tests conducted in specialized laboratories, CRISTALY® is able to neutralise dangerous airborne substances, rendering them harmless. It is also smooth to the touch and allows endless possibilities for customization.

IT Presente solo nei prodotti 9010, un materiale unico e dalle incredibili caratteristiche, un composto in grado di esaltare la luce. CRISTALY® è completamente compatibile con gli stucchi e i materiali usati per le installazioni su cartongesso, ed è un materiale con un potente effetto antibatterico, il cui processo funziona sia alla luce che al buio. Come confermato dai test condotti in laboratori specializzati, CRISTALY® trasforma le sostanze nocive dell'aria in sostanze innocue. Inoltre si presenta purissimo al tatto e permette infinite possibilità di personalizzazione.

DE Ausschließlich in den Produkten von 9010novantadeci zu finden, ein einzigartiges Material mit ungläublichen Eigenschaften, ein Gemisch, das imstande ist, Licht zur Geltung zu bringen. CRISTALY® ist vollkommen mit dem Stuck und den Materialien kompatibel, die für Installationen an Gipskarton verwendet werden und weist zudem eine starke antibakterielle Wirkung auf, die es sowohl bei Licht als auch im Dunkeln ausübt. In spezialisierten Labors durchgeführte Tests belegen, dass CRISTALY® in der Luft enthaltene schädliche Stoffe in harmlose Stoffe umwandelt. Außerdem fühlt sich das Material haptisch sehr rein an und kann auf vielfältige Weise individuell gestaltet werden.

FR Présent uniquement dans les produits 9010novantadeci, un matériau unique aux caractéristiques incroyables, un composé qui exalte la lumière. CRISTALY® est entièrement compatible avec les stucs et les matériaux utilisés pour les installations de plaques de plâtre: c'est un matériau qui a un puissant effet antibactérien, qui agit aussi bien à la lumière que dans l'obscurité. Comme le confirment les tests effectués dans des laboratoires spécialisés, CRISTALY® transforme les substances nocives présentes dans l'air en substances inoffensives. En outre, il est extrêmement pur au toucher et permet d'innombrables possibilités de personnalisation.



UV resistant
Resistenza ai raggi UV
UV-Beständigkeit
Résistant aux rayons UV



Thermal resistant
Resistenza termica
Thermische Beständigkeit
Résistance thermique



Non-toxic
Atossico
Nicht toxisch
Non toxiques



Non flammable
Non infiammabile
Nicht entflammbar
Non inflammable



Non deforming
Assenza di deformazione
Keine Deformation
Absence de déformation



Long-lasting
Elevata durata nel tempo
Höhe Haltbarkeit im Laufe der Zeit
Durée élevée dans le temps



Paintable with any water based color
Colorabile con vernice all'acqua
Mit Wasserfarben färbbar
Colorable avec peinture à l'eau



Materic touch
Tocco materico
Materialeffekt
Touche Matière



Absence of chemical reaction
Assenza di reazioni chimiche
Ohne chemische Reaktion
Absence de réactions chimiques



EN CERAMICA 9010® is made of selected mineral clays, using an artisanal production process that has been passed down from ancient manufacturing traditions. The skilled hands of our ceramists are able to shape this noble and refined material, while remaining true to tradition, so as not to overlook the characteristics of customisation, attention to detail, and craftsmanship. CERAMICA 9010® products can be painted with any water-based paint, making each product a veritable one of a kind.

IT La CERAMICA 9010® è realizzata con argille minerali selezionate, grazie ad un processo produttivo artigianale e frutto di un'antichissima tradizione manifatturiera. Le abili mani dei nostri ceramisti riescono a plasmare questo materiale nobilitato ed affinato, ma pur sempre fedele alla tradizione per non perdere quella componente di personalizzazione, di cura del dettaglio, di artigianalità. I prodotti in CERAMICA 9010® possono essere colorati con qualsiasi colore all'acqua, per rendere ogni prodotto unico al mondo.

DE Als Ergebnis einer uralten handwerklichen Tradition, ist die Keramik CERAMICA 9010® aus ausgewähltem mineralischem Ton gefertigt. Dazu wird ein handwerkliches Produktionsverfahren verwendet. Die geschickten Hände unserer Keramiker formen dieses veredelte und verfeinerte Material, das dennoch der Tradition treu bleibt, auf eine Weise, die einen gewissen Grad von Individualität, viel Liebe zum Detail und ausgeprägte Handwerklichkeit beweist. Die Produkte aus CERAMICA 9010® können mit jeder beliebigen Farbe auf Wasserbasis gefärbt werden, damit jedes Produkt weltweit einzigartig wird.

FR CERAMICA 9010® est fabriquée à partir d'argiles minérales sélectionnées, grâce à un processus de production artisanal, fruit d'une ancienne tradition de fabrication. Les mains habiles de nos céramistes parviennent à façonner ce matériau raffiné et épuré, tout en restant fidèles à la tradition afin de ne pas perdre cette composante de personnalisation, de soin apporté aux détails et d'artisanat. Les produits CERAMICA 9010® peuvent être colorés avec n'importe quelle couleur à base d'eau pour rendre chaque produit unique.



UV resistant
Resistenza ai raggi UV
UV-Beständigkeit
Résistant aux rayons UV



Thermal resistant
Resistenza termica
Thermische Beständigkeit
Résistance thermique



Non-toxic
Atossico
Nicht toxisch
Non toxiques



Smooth finish
Finitura levigata
Glatte Oberfläche
Texture Lisse



Non flammable
Non infiammabile
Nicht entflammbar
Non inflammable



Long-lasting
Elevata durata nel tempo
Hohe Haltbarkeit im Laufe der Zeit
Durée élevée dans le temps



Paintable with any water based color
Colorabile con vernice all'acqua
Mit Wasserfarben färbbar
Colorable avec peinture à l'eau



Low conductivity
Bassa conducibilità elettrica
Geringe elektrische Leitfähigkeit
Faible conductibilité électrique



Absence of chemical reaction
Assenza di reazioni chimiche
Ohne chemische Reaktion
Absence de réactions chimiques



EN Used exclusively in 9010novantadeci products, ALUMITE® is a special aluminium alloy with the innovative characteristics of lightness, brilliance and resistance to atmospheric agents. From the artisan manufacturing tradition to the detailed technical research, our path culminates in the creation of specific materials for the 9010novantadeci light creations, able to adapt to any project. It is a material that can be cut to measure in order to meet every need, and is ideal for modular bar systems, or minimalist decorative shapes.

IT ALUMITE® è una speciale lega di alluminio che presenta innovative caratteristiche di leggerezza, brillantezza e resistenza agli agenti atmosferici, in esclusiva nei prodotti 9010. Dalla tradizione manifatturiera artigianale alla speciale ricerca tecnica, un percorso che culmina nella realizzazione di materiali specifici per le creazioni di luce di 9010, che si adattano ad ogni progetto. È un materiale che può essere tagliato su misura per soddisfare ogni esigenza, ideale per sistemi modulari a barre, o forme dalla decorazione minimale.

DE ALUMITE® ist eine spezielle Aluminiumlegierung, die innovative Eigenschaften wie Leichtigkeit, Glanz und Wetterbeständigkeit aufweist, exklusiv für die Produkte von 9010novantadeci. Von der handwerklichen Tradition bis hin zur spezifischen technischen Forschung, eine Entwicklung, die in der Realisierung von spezifischen, jedem Projekt anpassbaren Materialien für die Lichtprodukte von 9010novantadeci ihren Höhepunkt findet. Dieses Material kann nach Maß zugeschnitten werden, um jedem Anspruch gerecht zu werden und ist ideal für modulare Leistensysteme oder Formen mit minimalistischer Dekoration.

FR ALUMITE® est un alliage spécial d'aluminium aux caractéristiques novatrices de légèreté, brillance et résistance aux agents atmosphériques, en exclusivité dans les produits 9010novantadeci. Artisanat traditionnel et recherche technique spéciale: un parcours qui aboutit à la création de matériaux spécifiques pour les créations lumineuses de 9010novantadeci, adaptables à chaque projet. Il s'agit d'un matériau qui peut être découpé sur mesure pour répondre à toutes les exigences, idéal pour les systèmes modulaires à barres ou les formes minimalistes.



Light
Leggero
Leicht
Léger



Recyclable
Riciclabile
Recyclebar
Recyclable



Non-toxic
Atossico
Nicht toxisch
Non toxiques



Non deforming
Assenza di deformazione
Keine Deformation
Absence de déformation



High reflectivity
Alta capacità riflettente
Hohe Reflektivität
Haute capacité réfléchissante



Frost resistant
Resistente al gelo
Frostbeständig
Résistant au gel



Long-lasting
Elevata durata nel tempo
Hohe Haltbarkeit im Laufe der Zeit
Durée élevée dans le temps



Non magnetic
Assenza di magnetismo
Abwesenheit von Magnetismus
Absence de magnétisme



Corrosion resistant
Resistente alla corrosione
Korrosionsbeständig
Résistant à la corrosion



CONCRETE INDOOR 9010®

EN Exclusive to 9010novantadeci, this special compound is the result of an original combination of mineral clays and lightened concrete. This fusion allows for the creation of a high performance material that permits one to greatly reduce the weight of structures. The material's bubbles, which can be seen on the surface, create volume without compromising the characteristics of the final product, giving it a material finish that is pleasant and impactful to the touch and sight.

IT Uno speciale compound esclusivo di 9010, frutto di un'originale combinazione di argille minerali e cemento alleggerito. Quest'unione permette di creare un materiale dalle ottime prestazioni e che permette di risparmiare molto peso alla struttura. Le bolle presenti nel materiale e visibili sulla superficie creano volume senza compromettere le caratteristiche del prodotto finale ma anzi, donandogli un abito materico che al tatto e alla vista risulta piacevole e d'impatto.

DE Ein spezielles exklusives Gemisch von 9010novantadeci, Ergebnis der originellen Kombination von mineralischem Ton mit aufgelockertem Zement. Diese Verbindung ermöglicht es, ein leistungsstarkes Material zu erzielen, das der Struktur viel Gewicht erspart. Die im Material enthaltenen und an der Oberfläche sichtbaren Blasen schaffen Volumen, ohne die Merkmale des Endprodukts zu beeinträchtigen. Im Gegenteil, sie verleihen ihm ein materisches Kleid, das sowohl optisch wie haptisch einen angenehmen Eindruck hinterlässt.

FR Un composé spécial exclusif de 9010novantadeci, résultat d'une combinaison originale d'argiles minérales et de ciment allégé. Cette combinaison permet de créer un matériau avec d'excellentes performances et qui permet d'alléger la structure. Les bulles présentes dans le matériau et visibles à la surface créent du volume sans compromettre les caractéristiques du produit final mais, au contraire, en lui donnant une texture agréable au toucher et percutante à l'œil.



UV resistant
Resistenza ai raggi UV
UV-Beständigkeit
Résistant aux rayons UV



Thermal resistant
Resistenza termica
Thermische Beständigkeit
Résistance thermique



Non-toxic
Atossico
Nicht toxisch
Non toxiques



Materico touch
Tocco materico
Materialeffekt
Touche Matière



Non flammable
Non infiammabile
Nicht entflammbar
Non inflammable



Light
Leggero
Leicht
Léger



Long-lasting
Elevata durata nel tempo
Hohe Haltbarkeit im Laufe der Zeit
Durée élevée dans le temps



Non deforming
Assenza di deformazione
Keine Deformation
Absence de déformation



Absence of chemical reaction
Assenza di reazioni chimiche
Ohne chemische Reaktion
Absence de réactions chimiques



EN From nature comes an exclusive raw material of tangible concreteness, which is suitable for any type of external and internal environment. The strength of the material, its lightness of form, versatility and characteristic design coexist within it. BETALY® is a compound that renders each piece unique, thanks to 9010novantadeci's distinctive craftsmanship. The surface of each piece will and must be one of a kind, because its superiority lies in its exceptional peculiarity. A new and innovative material that is available in 6 different colours, and which is placed in direct contact with the plaster.

IT Dalla natura proviene una esclusiva materia prima, dalla concretezza tangibile e adatta a qualsiasi tipo di ambiente esterno ed interno. In esso coesistono forza del materiale e leggerezza delle forme, versatilità e design di carattere. BETALY® è un composto che rende ogni pezzo unico, grazie alla lavorazione artigianale che contraddistingue 9010. La superficie di ogni pezzo sarà e deve essere irripetibile, poiché è nella sua eccezionale peculiarità che risiede la sua superiorità. Un materiale nuovo ed importante, declinabile in 6 diverse colorazioni, inserite direttamente in pasta.

DE Aus der Natur stammt ein exklusives Rohmaterial, von konkreter Greifbarkeit, das für jedes Innen- und Außenambiente geeignet ist. Hier vereint sich die Kraft des Materials mit der Leichtigkeit der Formen, mit Vielseitigkeit und charakterstarkem Design. BETALY® ist ein Gemisch, das dank der handwerklichen Verarbeitung, die 9010novantadeci auszeichnet, jedes Stück einzigartig macht. Die Oberfläche eines jeden Stückes ist und muss unnachahmlich sein, da gerade seine außergewöhnliche Besonderheit seinen höheren Wert ausmacht. Ein neues wichtiges Material, in 6 verschiedenen Farben, die direkt in die Paste eingeführt werden, erhältlich.

FR La nature nous offre une matière première exclusive, concrète et tangible, adaptée à tout type d'environnement extérieur et intérieur. En elle coexistent la force matérielle et la légèreté de la forme, la polyvalence et le design de caractère. BETALY® est un composé qui rend chaque pièce unique, grâce au savoir-faire artisanal qui distingue 9010novantadeci. La surface de chaque pièce sera et doit être unique, car c'est dans sa spécificité exceptionnelle que réside sa supériorité. Un matériau nouveau et important, disponible en 6 couleurs différentes, inséré directement dans la pâte.



UV resistant
Resistenza ai raggi UV
UV-Beständigkeit
Résistant aux rayons UV



Thermal resistant
Resistenza termica
Thermische Beständigkeit
Résistance thermique



Non-toxic
Atossico
Nicht toxisch
Non toxiques



Non flammable
Non infiammabile
Nicht entflammbar
Non inflammable



Non deforming
Assenza di deformazione
Keine Deformation
Absence de déformation



Long-lasting
Elevata durata nel tempo
Hohe Haltbarkeit im Laufe der Zeit
Durée élevée dans le temps



Materic touch
Tocco materico
Materialeffekt
Touche Matière



Absence of chemical reaction
Assenza di reazioni chimiche
Ohne chemische Reaktion
Absence de réactions chimiques

EN Turn your product into a unique, original and personalised piece: 9010novantadeci offers a wide and varied range of finishes for a versatile decoration that reflects the most contemporary trends. If you don't see the finish you want here, we have always accepted customers' requests, creating products adapted to personal needs and tastes; different styles to insert harmoniously in different projects.

IT Rendi il tuo prodotto un pezzo unico, originale e personalizzato: 9010 propone un'ampia e diversificata gamma di finiture per una decorazione versatile che rispecchia le tendenze più contemporanee. Se non vedi tra queste la finitura che desideri, non preoccuparti: da sempre accogliamo le richieste dei nostri clienti creando prodotti che si adattino ad esigenze e gusti personali, soddisfacendo richieste e stili diversi, inserendosi armoniosamente in progetti ogni volta differenti.

DE Machen Sie Ihr Produkt zu einem einzigartigen, originellen und personalisierten Stück: 9010novantadeci bietet eine breite und vielfältige Auswahl an Oberflächenfinish für eine vielseitige Dekoration, die die aktuellsten Trends widerspiegelt. Machen Sie sich keine Sorgen, wenn Sie nicht das gewünschte Finish vorfinden: Wir stehen seit jeher für die Wünsche unserer Kunden zur Verfügung, indem wir Produkte entwickeln, die sich an die persönlichen Bedürfnisse und Geschmäcker anpassen, unterschiedliche Wünsche und Stile erfüllen und sich harmonisch in Projekte einfügen.

FR Faites de votre produit une pièce unique, originale et personnalisée: 9010novantadeci propose une vaste gamme diversifiée de finitions pour une décoration polyvalente reflétant les tendances les plus contemporaines. Si vous ne voyez pas la finition que vous désirez parmi celles-ci, ne vous inquiétez pas: nous avons toujours accueilli les demandes de nos clients pour créer des produits qui s'adaptent aux exigences et aux goûts personnels et répondre aux divers styles et demandes qui s'intègrent harmonieusement dans des projets chaque fois différents.

○

The finishes available for each article are indicated on the corresponding page. We are available to evaluate customizations on request.

Le finiture disponibili per ogni articolo sono consultabili nella pagina corrispondente. Siamo disponibili a valutare personalizzazioni su richiesta.

Die für jeden Artikel verfügbaren Ausführungen sind auf der entsprechenden Seite angegeben. Wir stehen zur Verfügung, um individuelle Anfragen zu prüfen.

Les finitions disponibles pour chaque article sont indiquées sur la page correspondante. Nous sommes disponibles pour évaluer les personnalisations sur demande.



380
Brown stone
Pietra marrone
Brauner Stein
Pierre brune




381
Grey stone
Pietra grigia
Grauer Stein
Pierre Grise



382
Black stone
Pietra nera
Schwarzer Stein
Pierre Noire



390
Corten



391
Oxide
Ossido
Oxid
Oxyde



670
Gold leaf
Foglia oro
Altgold
Feuille d'or

DESIGNERS

967ARCH

AMARANTOSUDIO

TOMMASO ANDOLFATTO

MATTEO BERALDI

FORMIDABLE STUDIO

ALBERTO GHIRARDELLO

NAVA + AROSIO STUDIO

EN An innovative collection characterised by design and excellent quality; a close focus on current trends and attention to detail. Our production methods guarantee resistance and robustness while retaining artisan quality, allowing us to create items that are unique and unrepeatable. The perfect solution for any inside space that needs lighting. Thanks to our successful collaborations with renowned design creatives, 9010novantadiecì has developed a series of products that illuminate and astonish. Illuminate with our creativity and our tradition, a half-century history of a firm where Made in Italy has become a trademark. Astonish with our heart and our passion, ever-present in shapes and lighting creations that build our philosophy.

IT Una collezione innovativa caratterizzata da design e alta qualità, grande attenzione alle tendenze e cura dei dettagli. Un metodo produttivo che garantisce resistenza e solidità ma pur sempre artigianale, permettendo di realizzare prodotti irripetibili ed unici. Una soluzione ideale per ogni ambiente interno da illuminare. Grazie alle riuscite collaborazioni con spiccate personalità creative del design, 9010 ha confezionato una serie di prodotti capaci di illuminare e di stupire. Illuminare dalla nostra mente con tradizione, con mezzo secolo di storia di un'azienda che ha fatto del Made in Italy il suo marchio di fabbrica. Stupire dal nostro cuore con passione, quella che non ci manca mai, con forme e creazioni di luce che compongono la nostra filosofia.

DE Eine durch Design und hoher Qualität gekennzeichnete innovative Kollektion mit großem Augenmerk auf Trends und Liebe zum Detail. Eine Produktionsmethode, die Beständigkeit und Solidität gewährleistet, aber dennoch handwerklich ist, und einmalige und einzigartige Produkte schafft. Eine ideale Lösung für alle Innenbereiche, die zu beleuchten sind. Dank der erfolgreichen Zusammenarbeit mit unverkennbaren kreativen Persönlichkeiten des Designs hat 9010novantadiecì eine Reihe von Produkten entwickelt, die beleuchten und in Erstaunen versetzen können. Unseren Geist mit Tradition erleuchten, mit einem halben Jahrhundert Unternehmensgeschichte, die das Made in Italy zu seinem Markenzeichen gemacht hat. Aus unserem Herzen mit Leidenschaft erstaunen, die uns nie fehlt, mit Formen und Lichtkreationen, die unsere Philosophie ausmachen.

FR Une collection innovante dont les caractéristiques sont le design et la haute qualité, une grande attention aux tendances et le soin du détail. Une méthode de fabrication qui garantit résistance et solidité mais qui reste artisanale, permettant de réaliser des produits inimitables et uniques. Une solution idéale pour tout espace intérieur à éclairer. Grâce à d'heureuses collaborations avec d'émérites personnalités créatives du design, 9010novantadiecì a réalisé une série de produits d'éclairage stupéfiants. Éclairer par notre créativité avec tradition, une histoire d'un demi-siècle d'une entreprise qui a fait du Made in Italy sa marque de fabrique. Stupéfier par notre cœur avec passion, toujours au rendez-vous, avec des formes et des créations de lumière qui font notre philosophie.



2519 NOTE

P.286

EN Founded in Milan, 967arch has been designing architecture, interiors and products for companies, as well as private and public clients, for over twenty years. The design team consists of Cesare Chichi, Mauro Pizzi, Simone Preatoni and Grecja De Stefani. Designs are developed combining an artisanal approach with the canons of the managerial production process. Simplicity, sobriety and irony, combined with attention to detail and the search for new solutions, are the common thread of every project in the tertiary, industrial and residential fields.

IT 967arch nasce a Milano e da oltre vent'anni progetta architettura, interior e product design per aziende, clienti privati e pubblici. Il team di design è composto da Cesare Chichi, Mauro Pizzi, Simone Preatoni e Grecja De Stefani. Lo sviluppo di progetto combina l'approccio artigianale ai canoni del processo produttivo manageriale. Semplicità, sobrietà e ironia, uniti alla cura per il dettaglio e la ricerca di nuove soluzioni, sono il filo conduttore di ogni progetto in ambito terziario, industriale e residenziale.

DE In Mailand geboren, entwirft und plant 967arch seit über zwanzig Jahren Architektur- sowie Interior und Product Design-Projekte für Unternehmen, private und öffentliche Kunden. Das Designer-Team setzt sich aus den Designern Cesare Chichi, Mauro Pizzi, Simone Preatoni und Grecja De Stefani zusammen. Die Projektentwicklung kombiniert einen handwerklichen Ansatz mit den Maßstäben eines unternehmerischen Produktionsprozesses. Einfachheit, Schlichtheit und Ironie vereint mit Liebe zum Detail und der Suche nach neuen Lösungen sind die Leitfäden eines jeden Projekts sowohl im Dienstleistungsbereich als auch in Industrie und Wohnbau.

FR 967arch a été fondé à Milan et conçoit depuis plus de 20 ans des projets d'architecture, d'aménagement intérieur et de design de produits pour des entreprises et des clients privés et publics. L'équipe de conception est composée de Cesare Chichi, Mauro Pizzi, Simone Preatoni et Grecja De Stefani. Le développement du projet combine l'approche artisanale avec les canons du processus de production entrepreneurial. La simplicité, la sobriété et l'ironie, associées à l'attention portée aux détails et à la recherche de nouvelles solutions, sont le leitmotiv de chaque projet dans les domaines tertiaire, industriel et résidentiel.



8935B BOLLA P.186

8935C BOLLA BIG P.186

EN We have been dealing with Architecture and Interior Design since 2009, every day for us it is a new project and every client is a new challenge. A space of creativity where projects of different nature develop, ranging from macro to micro-scale: from architecture to interiors, from design to graphics, from displays to events. A dynamic place that comes from the contamination of professional figures coming from different fields of training and above all with different personalities, creating a daily exchange of stimuli and energies. The result? A factory of creative, solid and innovative ideas and projects.

IT Ci occupiamo di Architettura e Interior Design dal 2009, ogni giorno per noi è un nuovo progetto e ogni cliente una nuova sfida. Uno spazio di creatività dove si sviluppano progetti di diversa natura che spaziano dalla macro alla micro scala: dall'architettura agli interni, dal design alla grafica, dagli allestimenti agli eventi. Un luogo dinamico che nasce dalla contaminazione di figure professionali provenienti da diversi ambiti di formazione e soprattutto con personalità differenti, creando un quotidiano scambio di stimoli ed energie. Il risultato? Una fabbrica di idee e progetti creativi, solidi ed innovativi.

DE Mit Architektur und Interior Design beschäftigen wir uns seit 2009, jeder Tag ist für uns ein neues Projekt und jeder Kunde eine neue Herausforderung. Ein Ort der Kreativität, an dem Projekte verschiedenster Natur und unterschiedlichsten Ausmaßes ihren Lauf nehmen: von der Innenarchitektur zum Grafikdesign bis hin zur Gestaltung von Events. Ein dynamischer Ort, an dem sich Designer mit unterschiedlicher beruflicher und fachlicher Ausbildung und vor allem mit unterschiedlichen Persönlichkeiten gegenseitig kontaminieren und einen täglichen Austausch von Anregungen und Ideen ins Leben rufen. Das Ergebnis? Eine regelrechte Fabrik kreativer, solider und innovativer Ideen und Projekte.

FR Nous sommes impliqués dans l'architecture et le design d'intérieur depuis 2009: chaque jour est un nouveau projet pour nous et chaque client un nouveau défi. C'est un espace de créativité où sont développés des projets de nature différente, allant de l'échelle macro à celle micro: de l'architecture aux intérieurs, du design au graphisme, de l'aménagement à l'événementiel. Un lieu dynamique qui naît de la contamination de professionnels de différents horizons et surtout de différentes personnalités, créant un échange quotidien de stimuli et d'énergie. Le résultat? Une usine d'idées et de projets créatifs, solides et novateurs.



2521 BEND	P.286
2522 PURE	P.286
2637 ARENA	P.354
2638 GESTALT	P.354

EN Tommaso was born in 1987, and graduated in industrial design. He has worked in various industrial sectors since 2015, acquiring skills in different production techniques alongside established designers such as Matteo Ragni in Milan and Tomek Rygalyk in Warsaw. Since 2018 he has been working as a designer in the lighting, sports product, and furniture field. In 2020 he founded Porporahandmade, a company that recycles local wood, transforming it into designer objects. His approach is "materials driven": the material is the protagonist; it must be respected, not only in terms of its correct use, but also by recycling it.

IT Classe 1987, si laurea in Design Industriale. Lavora dal 2015 in diversi settori industriali acquisendo competenze in varie tecniche di produzione, al fianco di affermati designer come Matteo Ragni a Milano e Tomek Rygalyk a Varsavia. Dal 2018 si occupa di design e progettazione nell'ambito dell'illuminazione, di articoli sportivi e arredo. Nel 2020 fonda Porporahandmade, brand che ricicla il legno locale per trasformarlo in oggetti di design. Il suo approccio è "materials driven": il materiale è il protagonista, va rispettato, in vista del suo corretto utilizzo e soprattutto riciclo.

DE Jahrgang 1987, Universitätsabschluss in Industriedesign. Er arbeitet seit 2015 in verschiedenen Branchen und erwirbt dabei Kompetenzen in verschiedenen Produktionstechniken an der Seite etablierter Designer wie Matteo Ragni in Mailand und Tomek Rygalyk in Warschau. Seit 2018 beschäftigt er sich mit Design und Planung im Bereich Beleuchtung, Sportartikel und Einrichtung. 2020 gründet er Porporahandmade, eine Marke, die lokales Holz wiederverwertet, um es in Designobjekte zu verwandeln. Sein Ansatz ist "materials driven": Das Material steht im Mittelpunkt, es muss in Hinblick auf seine korrekte Verwendung und vor allem seine korrekte Wiederverwertung respektiert werden.

FR Né en 1987, il est diplômé en design industriel. Il travaille depuis 2015 dans différentes industries en acquérant des compétences dans diverses techniques de production, aux côtés de designers établis tels que Matteo Ragni à Milan et Tomek Rygalyk à Varsovie. Depuis 2018, il s'occupe du design et de la conception dans les domaines de l'éclairage, des articles de sport et du mobilier. En 2020, il fonde Porporahandmade, une marque qui recycle le bois local et le transforme en objets design. Son approche est "axée sur les matériaux": le matériau est le protagoniste, il doit être respecté, en vue de sa bonne utilisation et surtout de son recyclage.



2497 FOLIO

P.216

EN Matteo Beraldi graduated in Design from the Polytechnic University of Milan. He began his professional career collaborating with various design studios for important national and international companies. In 2010, he founded the Matteo Beraldi Design Office in Milan and Hong Kong. The studio specializes in product design, creative direction, and strategic design, exploring innovative solutions to generate value. He has held numerous conferences, and many of his projects have been exhibited in important museums, such as the Milan Triennale and the Italian Cultural Institute in New York.

IT Matteo Beraldi si laurea in Design al Politecnico di Milano. Inizia il suo percorso professionale collaborando con diversi studi di progettazione per importanti aziende nazionali ed internazionali. Nel 2010 avvia il Matteo Beraldi Design Office con sede a Milano e Hong Kong. Lo studio si occupa di design del prodotto, direzione creativa e design strategico, esplorando soluzioni innovative capaci di generare valore. Ha tenuto numerose conferenze e molti dei suoi progetti sono stati esposti in importanti musei come la Triennale di Milano e l'Italian Cultural Institute di New York.

DE Abschluss in Design an der Technischen Hochschule Mailand. Sein beruflicher Werdegang nimmt mit der Zusammenarbeit mit verschiedenen Planungsbüros an Aufträgen für wichtige auch internationale Unternehmen seinen Lauf. 2010 gründet er das Matteo Beraldi Design Office mit Sitz in Mailand und Hong Kong. Sein Schwerpunkt sind Produktdesign, Kreativ-Management und strategisches Design. Er hat eine Reihe von Konferenzen abgehalten und viele seiner Projekte wurden in wichtigen Museen ausgestellt (Triennale von Mailand, Italian Cultural Institute New York).

FR Matteo Beraldi est diplômé en design au Polytechnique de Milan. Il débute en collaborant avec des cabinets de design pour d'importantes entreprises nationales et internationales. En 2010, il crée le cabinet Matteo Beraldi Design Office basé à Milan et Hong Kong qui s'occupe de conception du produit, direction créative et design stratégique, explorant des solutions novatrices pouvant générer de la valeur. Il donne de nombreuses conférences et plusieurs de ses projets ont été exposés dans d'importants musées comme la Triennale de Milan et l'Italian Cultural Institute de New York.



5512R — 5516R	P.114
5511 MIX&MATCH	P.472
5512A — 5517A	P.482

EN The collaboration between interior designer Giulia Ciccarese (born 1988) and architect Devis Busato (born 1981), who both studied at the IUAV in Venice, dates back to 2014. Creativity, research and multiple disciplines are the starting point for their professional journey in the fields of design and architecture. The same year they created the Formidable project - an acronym for form, identity and ability, but also literally "marvellous", as the creative process that characterises their profession.

IT La collaborazione tra l'interior designer Giulia Ciccarese (1988) e l'architetto Devis Busato (1981), laureati presso lo IUAV di Venezia, nasce nel 2014. Creatività, ricerca e multidisciplinarietà sono il punto di partenza del loro percorso progettuale e professionale nel campo del design e della progettazione architettonica. Lo stesso anno danno vita al progetto Formidable, acronimo di forma, identità e potenzialità, ma anche, letteralmente, "meraviglioso" come il processo creativo che caratterizza la loro professione.

DE Die Zusammenarbeit zwischen der Innenarchitektin Giulia Ciccarese (1988) und dem Architekten Devis Busato (1981), der an der IUAV in Venedig studiert hat, wird 2014 geboren. Kreativität, Forschung und Multidisziplinarität sind die Ausgangspunkte ihrer Gestaltung und beruflicher Laufbahn im Bereich Design und Architekturdesign. Im selben Jahr entsteht das Projekt Formidable, ein Akronym für Form, Identität und Potenzial, aber auch wortwörtlich "wunderbar", wie der kreative Prozess, der ihren Beruf kennzeichnet.

FR La collaboration entre l'architecte d'intérieur Giulia Ciccarese (1988) et l'architecte Devis Busato (1981), diplômés à IUAV de Venise, date de 2014. Créativité, recherche et multidisciplinarité sont les points de départ de leur parcours de conception et professionnels dans le design et l'architecture. La même année, ils créent le projet Formidable, acronyme de forme, identité et potentialité, mais qui signifie aussi, littéralement, "merveilleux", comme le processus créatif qui caractérise leur métier.



2511 BOX	P.312
5289A FLAT	P.542
5290 SHARD	P.542

EN Alberto Ghirardello is a Vicenza-born product designer who currently lives and works in Milan, where he gained several years' experience in several professional design studios and in 2013 founded his own studio, focusing on every aspect of design and collaborating with a number of firms and institutes both in Italy and abroad.

IT Alberto Ghirardello è un product designer originario di Vicenza che attualmente vive e lavora a Milano dove ha maturato alcuni anni di esperienza all'interno di diversi studi professionali e nel 2013 fonda il proprio studio di progettazione, occupandosi di design a 360° e collaborando con numerose aziende ed istituzioni, sia italiane che estere.

DE Alberto Ghirardello ist ein Produktdesigner aus Vicenza, der derzeit in Mailand lebt und arbeitet, wo er einige Jahre Erfahrung in verschiedenen professionellen Studios gesammelt hat und im Jahr 2013 sein eigenes Designstudio gegründet hat, sich um 360° mit Design beschäftigt und mit zahlreichen Unternehmen und Institutionen im In- und Ausland zusammenarbeitet.

FR Alberto Ghirardello est un product designer originaire de Vicence, actuellement il vit et travaille à Milan où il s'est forgé quelques années d'expérience au sein de divers cabinets professionnels; en 2013 il fonde son propre bureau de conception en se chargeant de design à 360° et en travaillant en collaboration avec de nombreuses entreprises et institutions italiennes et d'autres pays.



2523 SEGNO	P.82
2524 MICROCOSMI	P.88

EN Paolo Emanuele Nava (1989) and Luca Maria Arosio (1988) are Nava + Arosio. This duo of Italian designers divides its work between its studio in Milan and its multifunctional atelier in Lissone. Nava and Arosio began collaborating while at NABA university in Milan, from which where they graduated in 2012, presenting the project "Maniacal Mirrors". From that moment on, they have been developing projects in line with humanistic design, where the person - with his material and immaterial needs - becomes the protagonist. The studio, which was founded in collaboration with Jonathan Nava and Alexander Nava, has won prestigious international awards.

IT Paolo Emanuele Nava (1989) e Luca Maria Arosio (1988) sono Nava + Arosio. Il duo di Designer italiani si divide tra lo studio di Milano e l'atelier polifunzionale di Lissone. La loro collaborazione ha inizio durante gli anni universitari alla NABA di Milano, dove nel 2012 si laureano presentando il progetto "Maniacal Mirrors". Da quel momento sviluppano progetti nel segno di un design umanistico, dove la persona - con i suoi bisogni materiali e immateriali - diventa protagonista. Lo studio fondato in collaborazione con Jonathan Nava e Alexander Nava ha ottenuto prestigiosi riconoscimenti internazionali.

DE Paolo Emanuele Nava (1989) und Luca Maria Arosio (1988) sind Nava + Arosio. Das italienische Designer-Duo arbeitet sowohl im Büro in Mailand als auch im Mehrzweck-Atelier in Lissone. Die Zusammenarbeit der beiden Designer beginnt während ihrer Studienjahre an der NABA in Mailand, wo sie 2012 mit dem Projekt "Maniacal Mirrors" ihren Abschluss machen. Seitdem entwickeln sie humanistische Designprojekte, in denen der Mensch mit seinen materiellen und immateriellen Bedürfnissen zum Hauptdarsteller wird. Das in Zusammenarbeit mit Jonathan Nava und Alexander Nava gegründete Studio hat diverse renommierte Auszeichnungen auf internationaler Ebene erhalten.

FR Paolo Emanuele Nava (1989) et Luca Maria Arosio (1988) sont Nava + Arosio. Le duo de designers italiens partage son temps entre son cabinet à Milan et son atelier multifonctionnel à Lissone. Leur collaboration débute pendant leurs années universitaires à la NABA de Milan, où ils ont obtenu leur diplôme en 2012 avec le projet "Maniacal Mirrors". Depuis, ils développent des projets sous le signe d'un design humaniste, où la personne, avec ses besoins matériels et immatériels, devient acteur. Le cabinet fondé en collaboration avec Jonathan Nava et Alexander Nava a remporté de prestigieuses récompenses internationales.

GENERAL INFORMATION

BULBS
LAMPADINE
LEUCHTMITTEL
AMPOULES

L011

ON/OFF power supply / Alimentatore ON/OFF / ON/OFF Netzgerät / Alimentation ON/OFF



Article code / Codice articolo / Artikelnummer / Code de l'article	L011-30161
Power / Potenza / Leistung / Puissance	LED 7W
Voltage / Tensione / Spannung / Tension	220-240V
Lumen	750lm
Color Temp. / Tonalità / Tönung / Tonalités	3000K
CRI	90
Beam angle / Apertura fascio / Lichtkegelweite / Ouverture du faisceau	60°



Without power supply / Senza Alimentatore / Ohne Netzgerät / Sans bloc d'alimentation



Article code / Codice articolo / Artikelnummer / Code de l'article	L011-30162
Power / Potenza / Leistung / Puissance	LED 7W
Voltage / Tensione / Spannung / Tension	200mA
Lumen	750lm
Color Temp. / Tonalità / Tönung / Tonalités	3000K
CRI	90
Beam angle / Apertura fascio / Lichtkegelweite / Ouverture du faisceau	60°



ø50 mm

Compatible Drivers / Driver compatibili / Kompatible Driver / Drivers compatibles

026.300 DRIVER DIM PUSH/0-10V/DALI 9.2W 200mA Remotely installable only / Installabile solo a remoto



55 mm

Accessories / Accessori / Zubehöre / Accessoires

099.142 Emergency Kit / Kit emergenza / Notfall-Kit / Kit d'urgence (P.644)

L014

ON/OFF power supply / Alimentatore ON/OFF / ON/OFF Netzgerät / Alimentation ON/OFF



Article code / Codice articolo / Artikelnummer / Code de l'article	L014-30161
Power / Potenza / Leistung / Puissance	LED 7W
Voltage / Tensione / Spannung / Tension	220-240V
Lumen	750lm
Color Temp. / Tonalità / Tönung / Tonalités	3000K
CRI	90
Beam angle / Apertura fascio / Lichtkegelweite / Ouverture du faisceau	30°

CE  IP20

Without power supply / Senza Alimentatore / Ohne Netzgerät / Sans bloc d'alimentation



Article code / Codice articolo / Artikelnummer / Code de l'article	L014-30162
Power / Potenza / Leistung / Puissance	LED 7W
Voltage / Tensione / Spannung / Tension	200mA
Lumen	750lm
Color Temp. / Tonalità / Tönung / Tonalités	3000K
CRI	90
Beam angle / Apertura fascio / Lichtkegelweite / Ouverture du faisceau	30°

CE  IP20  C.C.
[m.A.]



ø50 mm

Compatible Drivers / Driver compatibili / Kompatible Driver / Drivers compatibles

026.300

DRIVER DIM PUSH/0-10V/DALI 9.2W 200mA

Remotely installable only / Installabile solo a remoto



55 mm

Accessories / Accessori / Zubehöre / Accessoires

099.142

Emergency Kit / Kit emergenza / Notfall-Kit / Kit d'urgence (P.644)

L012

ON/OFF power supply / Alimentatore ON/OFF / ON/OFF Netzgerät / Alimentation ON/OFF



Article code / Codice articolo / Artikelnummer / Code de l'article	L012-30163
Power / Potenza / Leistung / Puissance	LED 9W
Voltage / Tensione / Spannung / Tension	220-240V
Lumen	1000lm
Color Temp. / Tonalità / Tönung / Tonalités	3000K
CRI	90
Beam angle / Apertura fascio / Lichtkegelweite / Ouverture du faisceau	60°

CE  IP20

Without power supply / Senza Alimentatore / Ohne Netzgerät / Sans bloc d'alimentation



Article code / Codice articolo / Artikelnummer / Code de l'article	L012-30164
Power / Potenza / Leistung / Puissance	LED 9W
Voltage / Tensione / Spannung / Tension	250mA
Lumen	1000lm
Color Temp. / Tonalità / Tönung / Tonalités	3000K
CRI	90
Beam angle / Apertura fascio / Lichtkegelweite / Ouverture du faisceau	60°

CE  IP20  C.C.
[m.A.]



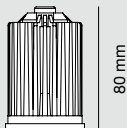
ø50 mm

Compatible Drivers / Driver compatibili / Kompatible Driver / Drivers compatibles

026.300 DRIVER DIM PUSH/0-10V/DALI 9.2W 200mA Remotely installable only / Installabile solo a remoto

Accessories / Accessori / Zubehöre / Accessoires

099.142 Emergency Kit / Kit emergenza / Notfall-Kit / Kit d'urgence (P.644)



80 mm

L015

ON/OFF power supply / Alimentatore ON/OFF / ON/OFF Netzgerät / Alimentation ON/OFF




Article code / Codice articolo / Artikelnummer / Code de l'article	L015-30163
Power / Potenza / Leistung / Puissance	LED 9W
Voltage / Tensione / Spannung / Tension	220-240V
Lumen	1000lm
Color Temp. / Tonalità / Tönung / Tonalités	3000K
CRI	90
Beam angle / Apertura fascio / Lichtkegelweite / Ouverture du faisceau	30°



Without power supply / Senza Alimentatore / Ohne Netzgerät / Sans bloc d'alimentation



Article code / Codice articolo / Artikelnummer / Code de l'article	L015-30164
Power / Potenza / Leistung / Puissance	LED 9W
Voltage / Tensione / Spannung / Tension	220-240V
Lumen	1000lm
Color Temp. / Tonalità / Tönung / Tonalités	3000K
CRI	90
Beam angle / Apertura fascio / Lichtkegelweite / Ouverture du faisceau	30°



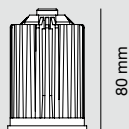
50 mm

Compatible Drivers / Driver compatibili / Kompatible Driver / Drivers compatibles

026.300 DRIVER DIM PUSH/0-10V/DALI 9.2W 200mA Remotely installable only / Installabile solo a remoto

Accessories / Accessori / Zubehöre / Accessoires

099.142 Emergency Kit / Kit emergenza / Notfall-Kit / Kit d'urgence (P.644)



80 mm

L007



Article code / Codice articolo / Artikelnummer / Code de l'article	L007
	LED GU10 ø35 mm
Power / Potenza / Leistung / Puissance	3.2W
Voltage / Tensione / Spannung / Tension	220-240V
Lumen	220lm
Color Temp. / Tonalità / Tönung / Tonalités	3000K
CRI	85



45 mm



35 mm

021.791

Code / Codice / Artikelnummer / Code	021.791	021.791W	021.791C
Color Temp. / Tonalità / Tönung / Tonalités	3000K	2700K	4000K
Power / Potenza / Leistung / Puissance	18W/m	18W/m	18W/m
Light Output / Flusso / Strom / Flux	2000lm/m	1900lm/m	2100lm/m
LED	2835	2835	2835
Voltage / Tensione / Spannung / Tension	24Vdc	24Vdc	24Vdc
LED/m	224	224	224
Width / Larghezza / Länge / Longueur	10 mm	10 mm	10 mm
Cuttable / Tagliabile ogni / Schneidbar alle / À découper tous les	36 mm	36 mm	36 mm
CRI	>90	>90	>90
IP	IP20	IP20	IP20

021.792

Code / Codice / Artikelnummer / Code	021.792	021.792W	021.792C
Color Temp. / Tonalità / Tönung / Tonalités	3000K	2700K	4000K
Power / Potenza / Leistung / Puissance	26W/m	26W/m	26W/m
Light Output / Flusso / Strom / Flux	3000lm/m	2850lm/m	3150lm/m
LED	2835	2835	2835
Voltage / Tensione / Spannung / Tension	24Vdc	24Vdc	24Vdc
LED/m	224	224	224
Width / Larghezza / Länge / Longueur	10 mm	10 mm	10 mm
Cuttable / Tagliabile ogni / Schneidbar alle / À découper tous les	36 mm	36 mm	36 mm
CRI	>90	>90	>90
IP	IP20	IP20	IP20

021.793

Code / Codice / Artikelnummer / Code	021.793	021.793W	021.793C
Color Temp. / Tonalità / Tönung / Tonalités	3000K	2700K	4000K
Power / Potenza / Leistung / Puissance	10W/m	10W/m	10W/m
Light Output / Flusso / Strom / Flux	1150lm/m	1100lm/m	1200lm/m
LED	2835	2835	2835
Voltage / Tensione / Spannung / Tension	24Vdc	24Vdc	24Vdc
LED/m	224	224	224
Width / Larghezza / Länge / Longueur	10 mm	10 mm	10 mm
Cuttable / Tagliabile ogni / Schneidbar alle / À découper tous les	36 mm	36 mm	36 mm
CRI	>90	>90	>90
IP	IP20	IP20	IP20

CONNECTABLE LED STRIPS (3000K)
 STRIP LED COLLEGABILI (3000K)
 ANSCHLIESSBARE LEDSTREIFEN (3000K)
 BANDE LEDS CONNECTABLES (3000W)

Code Codice	P (W)	L (cm)	026.258	026.259	026.260	026.261	026.262	026.267A	026.267	026.268	026.269	026.301	026.209	026.190 +	026.190 +	026.190 +
														026.260	026.261	026.262
021.791.050	9	50	1	1 - 4	1 - 6	1 - 16	1 - 26	1 - 3	1 - 6	1 - 11	1 - 16	1 - 2	1 - 6	1 - 6	1 - 16	1 - 26
021.791.100	18	100		1 - 2	1 - 3	1 - 8	1 - 13	1	1 - 3	1 - 5	1 - 8	1	1 - 3	1 - 3	1 - 8	1 - 13
021.791.150	27	150		1	1 - 2	1 - 5	1 - 8	1	1 - 2	1 - 3	1 - 5		1 - 2	1 - 2	1 - 5	1 - 8
021.791.200	36	200			1	1 - 4	1 - 6		1	1 - 2	1 - 4		1	1	1 - 4	1 - 6
021.791.300	54	300			1	1 - 2	1 - 4		1	1	1 - 2		1	1	1 - 2	1 - 4
021.791.500	90	500				1	1 - 2			1	1				1	1 - 2
021.792.050	13	50		1 - 2	1 - 4	1 - 11	1 - 18	1 - 2	1 - 4	1 - 7	1 - 11	1	1 - 4	1 - 4	1 - 11	1 - 18
021.792.100	26	100		1	1 - 2	1 - 5	1 - 9	1	1 - 2	1 - 3	1 - 5		1 - 2	1 - 2	1 - 5	1 - 9
021.792.150	39	150			1	1 - 3	1 - 6		1	1 - 2	1 - 3		1	1	1 - 3	1 - 6
021.792.200	52	200			1	1 - 2	1 - 4		1	1	1 - 2		1	1	1 - 2	1 - 4
021.792.300	78	300				1	1 - 3			1	1				1	1 - 3
021.792.500	130	500				1	1				1				1	1
021.793.050	5	50	1 - 2	1 - 6	1 - 12	1 - 30	1 - 48	1 - 5	1 - 12	1 - 20	1 - 30	1 - 4	1 - 12	1 - 12	1 - 30	1 - 48
021.793.100	10	100	1	1 - 3	1 - 6	1 - 15	1 - 24	1 - 3	1 - 6	1 - 10	1 - 15	1 - 2	1 - 6	1 - 6	1 - 15	1 - 24
021.793.150	15	150		1 - 2	1 - 4	1 - 10	1 - 16	1 - 2	1 - 4	1 - 6	1 - 10	1	1 - 4	1 - 4	1 - 10	1 - 16
021.793.200	20	200		1	1 - 3	1 - 7	1 - 12	1	1 - 3	1 - 5	1 - 7	1	1 - 3	1 - 3	1 - 7	1 - 12
021.793.300	30	300		1	1 - 2	1 - 5	1 - 8	1	1 - 2	1 - 3	1 - 5		1 - 2	1 - 2	1 - 5	1 - 8
021.793.500	50	500			1	1 - 3	1 - 4		1	1 - 2	1 - 3		1	1	1 - 3	1 - 4

	ON / OFF						SLIM ON / OFF (P009)				DIMMERABILI / DIMMABLE DIMMBARES / DIMMABLE (PUSH - DALI - 0/10V - 1/10V)				
Code Codice	026.258	026.259	026.260	026.261	026.262	026.267A	026.267	026.268	026.269	026.301	026.209	026.190 +	026.190 +	026.190 +	
P (W)	12W	30W	60W	150W	240W	30W	60W	100W	150W	24W	60W	60W	150W	240W	
OUT	24Vdc	24Vdc	24Vdc	24Vdc	24Vdc	24Vdc	24Vdc	24Vdc	24Vdc	24Vdc	24Vdc	24Vdc	24Vdc	24Vdc	
Current Corrente	500mA	1500mA	2500mA	6250mA	10000mA	1250mA	2500mA	4160mA	6250mA	10000mA	2500mA	2500mA	6250mA	10000mA	

CONSTANT CURRENT POWER SUPPLY ALIMENTAZIONE A CORRENTE COSTANTE KONSTANTSTROMBETRIEBSGERÄT ALIMENTATION EN COURANT CONSTANT

EN Products marked with (*) require a constant current output power supply. Appliances powered at constant current must be connected together in series as each appliance must be powered at the same current [mA].

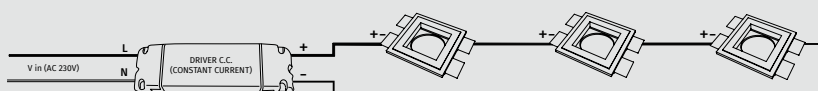
IT I prodotti con l'indicazione (*) necessitano di un alimentatore con uscita in corrente costante. Il collegamento di più articoli funzionanti in corrente costante deve essere effettuato in serie poiché ogni apparecchio deve essere attraversato dalla medesima corrente [mA].

DE Die Produkte mit der Kennzeichnung (*) benötigen ein Betriebsgerät mit Konstantstromausgang. Der Anschluss von mehreren, mit Konstantstrom betriebenen Artikeln muss in Reihe geschaltet erfolgen, weil jedes einzelne Gerät vom gleichen Strom [mA] gespeist werden muss.

FR Les produits portant l'indication (*) nécessitent une alimentation avec sortie à courant constant. La connexion de plusieurs articles fonctionnant en courant constant doit être effectuée en série puisque chaque appareil doit être traversé par le même courant [mA].

*

C.C.
[m.A.]



CHOOSING THE POWER SUPPLY

1. The power supply output must be at constant current. The output current [mA] must be equal to the rated output current of the powered appliance.
2. The sum of the power outputs [W] of the spotlights to power must not exceed the rated power output of the power supply.

SCELTA DELL'ALIMENTATORE

1. L'uscita dell'alimentatore deve essere a corrente costante (constant current). La corrente [mA] in uscita deve essere uguale a quella nominale dell'articolo da pilotare.
2. La somma delle Potenze [W] dei faretto da alimentare non deve superare la potenza di targa dell'alimentatore.

WAHL DES BETRIEBSGERÄTS

1. Der Ausgang des Betriebsgeräts muss mit Konstantstrom (constant current) sein. Der Ausgangsstrom [mA] muss gleich als der Nennstrom des zu steuernden Artikels sein.
2. Die Summe der Leistungen [W] der zu speisenden Spots darf die Nennleistung des Betriebsgeräts nicht überschreiten.

CHOIX DE L'ALIMENTATION

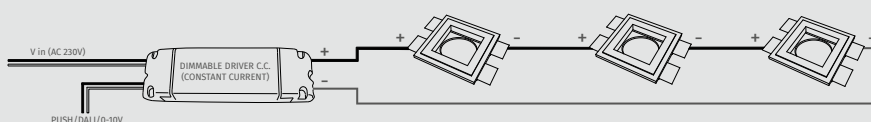
1. L'alimentation doit avoir une sortie à courant constant (constant current). Le courant [mA] de sortie doit être égal au courant nominal de l'article devant être piloté.
2. La somme des puissances [W] des spots qui doivent être alimentés ne doit pas dépasser la puissance indiquée sur la plaquette de l'alimentation.

EN Dimmer-regulated LED appliances with constant current control: 9010novantadiecì features an extensive range of dimmer-regulated power supplies with Constant Current output. Different options with different power and current outputs are available for all three control typologies (Push, 0-10V and DALI), as indicated in the details of each article page.

IT Dimmerazione su articoli LED controllati in corrente costante: 9010 mette a disposizione una vasta gamma di alimentatori dimmerabili con uscita in Corrente Costante. Per le tre tipologie di controllo (Push, 0-10V e DALI) ci sono diverse opzioni per taglie di potenza e corrente diverse, come indicato nella tabella di ogni articolo.

DE Dimmen von Ledgeräten mit Konstantstromversorgung: 9010novantadiecì bietet eine große Auswahl von dimmbaren Betriebsgeräten mit Konstantstromausgang. Für die drei vorgenannten Steuerarten (Push, 0-10V und DALI) stehen diverse Optionen mit unterschiedlichen Leistungen und Stromstärken zur Verfügung, wie in den Details jeder Artikelseite angegeben.

FR Dimmeration sur articles LED contrôlés en courant constant: 9010novantadiecì propose une vaste gamme d'alimentations dimmables avec sortie en courant constant. Pour les trois types de contrôle (Push, 0-10V et DALI), il existe plusieurs options différentes de puissance et de courant, comme indiqué dans le tableau de chaque article.



CONSTANT VOLTAGE POWER SUPPLY ALIMENTAZIONE A TENSIONE COSTANTE LEDSYSTEME MIT KONSTANTSPANNUNGSBETRIEBSGERÄT ALIMENTATION À TENSION CONSTANTE

EN Products marked with (*) require a constant voltage output power supply. Appliances powered at constant voltage must be connected together in parallel as each appliance must be powered at the same voltage [V]. All the items in the 9010novantadeci collection that require a 24Vdc constant voltage power supply are fitted with the customised 9010novantadeci LED circuit.

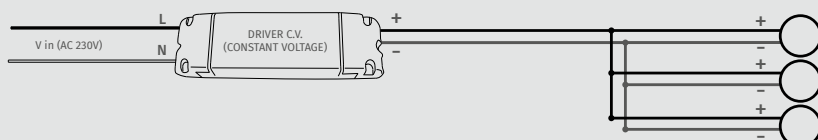
IT I prodotti con questa (*) indicazione necessitano di un alimentatore con uscita in tensione costante. Il collegamento di più articoli funzionanti in tensione costante deve essere effettuato in parallelo poiché ogni apparecchio deve essere alimentato allo stesso voltaggio [V]. Tutti gli articoli della collezione 9010 che necessitano di un'alimentazione in tensione costante di 24Vdc sono dotati di circuito LED personalizzato 9010.

DE Die Produkte mit der Kennzeichnung (*) benötigen ein Betriebsgerät mit einem Konstantspannungsausgang. Der Anschluss von mehreren mit Konstantspannung betriebenen Artikeln muss parallel erfolgen, weil alle Geräte mit dem gleichen Spannung [V] gespeist werden müssen. Alle Artikel der Kollektion 9010novantadeci, die ein 24Vdc-Konstantspannungsbetriebsgerät benötigen, sind mit dem personalisierten 9010novantadeci-LED-Kreis ausgestattet.

FR Les produits portant l'indication (*) nécessitent une alimentation avec sortie à tension constante. La connexion de plusieurs articles fonctionnant en tension constante doit être effectuée en parallèle puisque chaque appareil doit être alimenté avec le même voltage [V]. Tous les articles de la collection 9010novantadeci qui nécessitent une alimentation avec une tension constante de 24Vdc sont dotés du circuit LED personnalisé 9010novantadeci.

*

C.V.
[V]



CHOOSING THE POWER SUPPLY

1. The power supply output must be at constant voltage and the output voltage [V] must be equal to the rated output voltage of the powered appliance.
2. The sum of the power outputs [W] of the spotlights to power must not exceed the rated power output of the power supply.

SCELTA DELL'ALIMENTATORE

1. L'uscita dell'alimentatore deve essere a tensione costante (constant voltage) e la tensione in uscita [V] deve essere uguale a quella nominale dell'articolo da pilotare.
2. La somma delle potenze [W] dei faretto da alimentare non deve superare la potenza di targa dell'alimentatore.

WAHL DES BETRIEBSGERÄTS

1. Der Ausgang des Betriebsgeräts muss mit Konstantspannung (constant voltage) sein. Die Ausgangsspannung [V] muss der Nennspannung des zu steuernden Artikels entsprechen.
2. Die Summe der Leistungen [W] der zu speisenden Spots darf die Nennleistung des Betriebsgeräts nicht überschreiten.

CHOIX DE L'ALIMENTATION

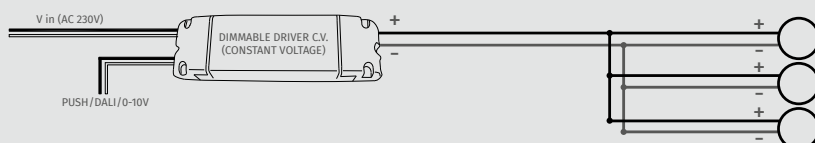
1. L'alimentation doit avoir une sortie à tension constante (constant voltage) et la tension de sortie [V] doit être égale à la tension nominale de l'article devant être piloté;
2. La somme des puissances [W] des spots qui doivent être alimentés ne doit pas dépasser la puissance indiquée sur la plaquette de l'alimentation.

EN Dimmer-regulated LED appliances with constant voltage control 9010novantadiecì offers two possibilities of dimming LEDs with constant voltage control:

IT Dimmerazione su articoli LED controllati in tensione costante. 9010 offre due possibilità per la dimmerazione di LED comandati in tensione costante:

DE Ledsysteme mit Konstantspannungsbetriebsgerät 9010novantadiecì bietet zwei Möglichkeiten zum Dimmen von mit Konstantspannung gesteuerten LEDs:

FR Variation sur articles LED contrôlés en tension constante 9010novantadiecì offre deux possibilités pour la variation de LED commandées en tension constante:



1

WITH DIMMER-REGULATED POWER SUPPLY

This solution is ideal for low power systems (up to a total of 24W); a power supply fitted with a dimmer control feature is used to directly power the LED device.

TRAMITE ALIMENTATORE DIMMERABILE

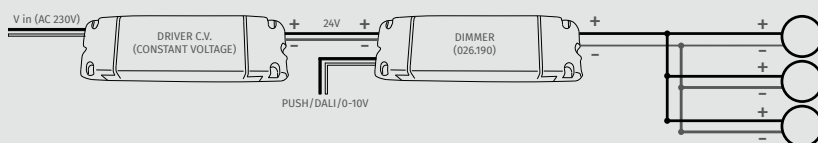
Questa soluzione è ideale per sistemi di bassa potenza (fino a max 24W totali), per alimentare il dispositivo LED si usa direttamente un alimentatore provvisto della parte di comando per la dimmerazione.

MITTELS DIMMBAREM BETRIEBSGERÄT

Diese Lösung ist ideal für Niedrigleistungssysteme (bis max. 24W insgesamt). Um das LEDGerät zu speisen, verwendet man direkt ein Betriebsgerät, das mit einem Steuerelement zur Dimmung ausgestattet ist.

AVEC ALIMENTATION DIMMABLE

Cette solution est idéale pour les systèmes à basse puissance (jusqu'à 24W max. au total), pour alimenter le dispositif LED on utilise directement une alimentation dotée de la partie de commande pour la variation.



2

WITH DIMMER-REGULATED DRIVER

This solution is ideal for high power systems; to control the device, a driver with signal input used to dim the LED is inserted between the power supply output and the LED.

TRAMITE DRIVER DIMMERABILE

Questa soluzione è ideale per sistemi di potenza elevata, per controllare il dispositivo si interpone tra l'uscita dell'alimentatore ed il LED un driver che prevede l'ingresso del segnale per poter dimmerare il LED.

MITTELS DIMMBAREM TREIBER

Diese Lösung ist ideal für Systeme mit hoher Leistung. Zur Steuerung des Geräts wird zwischen dem Ausgang des Betriebsgeräts und dem LED ein Treiber mit Signaleingang gesetzt, um die LED dimmen zu können.

AVEC DRIVER DIMMABLE

Cette solution est idéale pour les systèmes à puissance élevée, pour contrôler le dispositif on place entre la sortie de l'alimentation et la LED un driver qui prévoit l'entrée du signal pour pouvoir varier la LED.

TYPES OF LIGHT CONTROL SYSTEMS

TIPOLOGIE DI CONTROLLO DELL'ILLUMINAZIONE

STEUERMÖGLICHKEITEN DER BELEUCHTUNG

TYPES DE CONTRÔLE DE L'ÉCLAIRAGE

Power supply with dimmer-regulating button
Alimentatore dimmerabile tramite pulsante
Mittels Taste dimmbares Betriebsgerät
Alimentation dimmable avec bouton poussoir

EN Press the button to switch on the appliance and adjust its light intensity:
• Press and release the button (switch on / off)
• Press and hold down the button (change light intensity).
Any control button with a normally open contact can be connected to the power supply.
N.B. The button is not supplied with the power supply.

IT La pressione sul pulsante comanda l'accensione del prodotto e ne regola l'intensità luminosa:
• Pressione breve del pulsante (accensione / spegnimento)
• Pressione prolungata del pulsante (variazione dell'intensità luminosa). Può essere collegato all'alimentatore qualsiasi pulsante di comando con contatto normalmente aperto.
N.B. Il pulsante non è fornito con l'alimentatore.

DE Durch Drücken der Taste wird das Gerät eingeschaltet und die Leuchtstärke geregelt:
• kurzes Drücken der Taste (Einschalten / Ausschalten)
• langes Drücken der Taste (Variieren der Lichtstärke)
Hinweis: Die Taste wird nicht mit dem Betriebsgerät geliefert. An das Betriebsgerät kann jede beliebige Steuertaste mit Schließer angeschlossen werden.
N.B. Die Taste ist nicht im Lieferumfang enthalten.

FR La pression du bouton commande l'allumage du produit et règle l'intensité lumineuse:
• Pression brève sur le bouton (allumage/extinction)
• Pression prolongée sur le bouton (variation de l'intensité lumineuse). Tous les boutons de commande avec contact normalement ouvert peuvent être reliés à l'alimentation.
N.B. Le bouton n'est pas fourni avec l'alimentation.

Power supply with dimmer-regulating 0-10V analogue signal
Alimentatore dimmerabile tramite segnale analogico 0-10V
Mittels 0-10V – Analogsignal dimmbares Betriebsgerät
Alimentation dimmable avec signal analogique 0-10V

EN This control typology involves applying an analogue signal to the power supply which can range from 0V (minimum lighting) to 10V (maximum lighting).

IT Questa tipologia di comando consiste nell'applicare all'alimentatore un segnale analogico che può variare dai 0V (illuminazione al minimo) ai 10V (illuminazione massima).

DE Bei dieser Steuerart wird das Betriebsgerät mittels eines Analogsignals gesteuert, das von 0V (Mindestbeleuchtung) bis zu 10V (maximale Beleuchtung) variieren kann.

FR Ce type de commande consiste à appliquer à l'alimentation un signal analogique qui peut aller de 0V (éclairage minimum) à 10V (éclairage maximum).

Power supply with dimmer-regulating DALI system
Alimentatore dimmerabile tramite sistema DALI
Mittels DALI-System Dimmbares Betriebsgerät
Alimentation dimmable avec système DALI

EN The power supply can be powered via a DALI-compatible control unit.

IT L'alimentatore può essere pilotato attraverso un'unità di controllo compatibile con lo standard DALI.

DE Das Betriebsgerät kann mittels einer mit dem DALI-Standard kompatiblen Steuereinheit gesteuert werden.

FR L'alimentation peut être commandée à travers une unité de commande compatible avec le protocole DALI.

Phase cutting dimmable power supply
Alimentatore dimmerabile a taglio di fase
Dimmbares netzgerät mit phasenabschnitt
Alimentation dimmable à coupure de phase

EN Dimming technology already diffused for traditional mains voltage lamps (old incandescent or halogen bulbs). The intensity of the LED light can be varied by acting directly on the primary power supply using an external control device (not supplied with the lamp) with a cut phase output.

IT Tecnologia di dimmerazione già diffusa per le lampade tradizionali a tensione di rete (vecchie incandescenza o alogene). L'intensità della luce del LED può essere variata agendo direttamente sul primario dell'alimentatore tramite l'utilizzo di un dispositivo di comando esterno (non fornito con la lampada) con uscita a fase tagliata.

DE Für herkömmliche Lampen mit Netzspannung (Glüh- und Halogenlampen) bereits verwendete Dimmtechnik. Die Lichtintensität der LED kann durch direktes Einwirken auf den Primärkreis des Netzgeräts unter Verwendung eines externen Steuergeräts (nicht mit der Lampe geliefert) mit Phasenabschnitt am Ausgang geändert werden.

FR Technologie de variation déjà répandue pour les lampes traditionnelles à tension de réseau (vieilles ampoules à incandescence ou halogènes). Il est possible de varier l'intensité de la lumière de la LED directement à travers le primaire de l'alimentation à l'aide d'un dispositif de commande extérieur (non fourni avec la lampe) avec sortie à phase coupée.

DRIVER

Code Codice	Measurements (mm) Misure (mm)			Input Ingresso [V]	Type TIPO	DIM	Power Potenza	min	max	PFC	fdp	Rendim. %
	A	B	C									
026.173	125	38	23	220-240 V~	CC - 700mA		19.6W	10V	28V	att	0,95	0
026.185	124	82	23	180-295V~	CC - 350mA	PUSH/DALI	35W	2V	100V	att	0,975	91
	124	82	23	180-295V~	CC - 500mA	PUSH/DALI	40W	2V	100V	att	0,975	91
026.187	124	82	23	180-295V~	CC - 350mA	0-10V	35W	2V	100V	att	0,975	91
	124	82	23	180-295V~	CC - 500mA	0-10V	40W	2V	100V	att	0,975	91
026.190	156	52	24	12-24Vdc	CV - 24V	PUSH/0-10V/DALI	288W	1mA	12000mA	att	0,9	87
026.205	128	60	31.5	180-295 V~	CC - 1050mA		59.9W	34V	57V			
026.209	125	82	29	220-240 V~	CV - 24V	PUSH/1-10V	60W	1mA	2500mA	att	0,9	90
026.212	128	60	31,5	180-295 V~	CC - 1400mA		60.2W	25V	43V	att	0,9	87
026.218	75	38	22	220-240 V~	CC - 200mA		8W	3V	40V	no	0,5	0
026.220	84	57	30	90-264 V~	CC - 1050mA		34.7W	11V	33V	no	0,6	84
026.221	84	57	30	90-264 V~	CC - 350mA		35W	28V	100V	no	0,6	84
026.236	88,5	41	23	220-240V~	CC - 350mA		12W	25V	34.3V	att	≥0.92	87
026.237	88,5	41	23	220-240V~	CC - 350mA		12W	25V	34.3V	att	≥0.92	87
026.238	88,5	41	23	220-240V~	CC - 500mA		9W	11V	18V	att	≥0.92	85
026.239	118	42,5	24	220-240V~	CC - 700mA		24.5W	25V	35V	att	>0.95	88
026.240	88,5	41	23	220-240V~	CC - 900mA		13.5W	10V	15V	att	>0.95	88
026.251	88,5	41	23	220-240V~	CC - 350mA		8.8W	17V	25V	att	≥0.92	85
026.252	88,5	41	23	220-240V~	CC - 350mA		18.2W	36V	52V	att	≥0.92	87
026.254	118	42,5	24	220-240V~	CC - 500mA		23.5W	33V	47V	att	>0.95	88
026.255	88,5	41	23	220-240V~	CC - 700mA		18.2W	17V	26V	att	≥0.92	87
026.256	118	42,5	24	220-240V~	CC - 700mA		35.7W	35.6V	51V	att	>0.95	89
026.257	118	42,5	24	220-240V~	CC - 900mA		36W	30V	40V	att	≥0.95	89
026.258	130	42	23	220-240V~	CV - 24V		12W	0mA	500mA	att	>0.8	81
026.259	169	56	18	220-240V~	CV - 24V		30W	0mA	1500mA	att	>0.87	84
026.260	157	54	36	220-240V~	CV - 24V		60W	0mA	2500mA	att	>0.92	88
026.261	219	63	35.5	180-295V~	CV - 24V		150W	0mA	6250mA	att	≥0.95	89
026.262	244	71	35.5	180-295V~	CV - 24V		240W	0mA	10000mA	att	≥0.95	92
026.267	304.6	30	16.7	220-240V~	CV - 24V		60W	0mA	2500mA	att	≥0.9	88
026.267A	250	30	16.7	220-240V~	CV - 24V		30W	0mA	1250mA	att	≥0.9	88
026.268	312	27	18	220-240V~	CV - 24V		100.1W	0mA	4170mA	att	≥0.9	88
026.269	322.6	30.1	21.5	220-240V~	CV - 24V		150W	0mA	6250mA	att	≥0.9	88
026.277	146,5	44	30	220-240V~	CC - 350mA	CASAMBI/PUSH	18.9W	3V	54V	att	0,95	90
	146,5	44	30	220-240V~	CC - 500mA	CASAMBI/PUSH	27W	3V	54V	att	0,95	90
	146,5	44	30	220-240V~	CC - 700mA	CASAMBI/PUSH	35.7W	3V	51V	att	0,95	90
	146,5	44	30	220-240V~	CC - 900mA	CASAMBI/PUSH	37.8W	3V	42V	att	0,95	90
	146,5	44	30	220-240V~	CC - 1050mA	CASAMBI/PUSH	37.8W	3V	36V	att	0,95	90
026.278	87.2	53.4	25	12-24Vdc	CV-TW - 24V	CASAMBI/PUSH	120W	0mA	5000mA			
	87.2	53.4	25	12-24Vdc	CV-RGB - 24V	CASAMBI/PUSH	120W	0mA	5000mA			
	87.2	53.4	25	12-24Vdc	CV-RGBW - 24V	CASAMBI/PUSH	120W	0mA	5000mA			
026.287	215	70	31	220-240V~	CC-TW - 350V	CASAMBI	17.5W	20V	50V	att	0,96	87
	215	70	31	220-240V~	CC-TW - 500V	CASAMBI	25W	20V	50V	att	0,96	87
	215	70	31	220-240V~	CC-TW - 700V	CASAMBI	35W	20V	50V	att	0,96	87
	215	70	31	220-240V~	CC-TW - 900V	CASAMBI	38W	20V	42.2V	att	0,96	87
	215	70	31	220-240V~	CC-TW - 1050V	CASAMBI	38W	20V	36.2V	att	0,96	87
026.288	195	43	30.2	220-240V~	CV - 24V	CASAMBI	34.9W	0mA	1453mA	att	0,98	89
026.289	45	55	20	12-24Vdc	CV - 24V	CASAMBI/PUSH	240W	0mA	10000mA			
026.300	155	51	26	220-240V~	CC - 200mA	PUSH/0-10V/1-10V/DALI	9.2W	9V	46V	att	0,95	90
					CC - 350mA	PUSH/0-10V/1-10V/DALI	16.1W	9V	46V	att	0,95	90
					CC - 500mA	PUSH/0-10V/1-10V/DALI	20W	9V	46V	att	0,95	90
					CC - 700mA	PUSH/0-10V/1-10V/DALI	19.6W	3V	40V	att	0,95	90
					CC - 900mA	PUSH/0-10V/1-10V/DALI	19.8W	3V	30V	att	0,95	90
026.301	164	38	24.5	220-240V~	CV - 24V	PUSH/0-10V/1-10V/DALI	24W	0mA	1000mA	att	0,95	90
026.307	123	79	23.8	220-240V~	CC - 700mA	PUSH/1-10V/DALI	40.6W	9V	58V	att	0,95	86
	123	79	23.8	220-240V~	CC - 900mA	PUSH/1-10V/DALI	52.2W	9V	58V	att	0,95	86
	123	79	23.8	220-240V~	CC - 1050mA	PUSH/1-10V/DALI	50.4W	9V	48V	att	0,95	86
	123	79	23.8	220-240V~	CC - 140mA	PUSH/1-10V/DALI	50.4W	9V	36V	att	0,95	86

EN 9010novantadiecì proposes a series of power supplies that are compatible with the tested CASAMBI application that allows you to intuitively manage the lighting fixtures. The power supplies can be quickly managed using smartphones, tablets, other devices:

- You can customise your light scenarios
- You can select the control from the gallery
- You can control the individual lamps from an image.

It can also be controlled using a display or light control button.

IT 9010 propone una serie di alimentatori compatibili con la collaudata applicazione CASAMBI che permette di gestire in maniera intuitiva gli apparecchi luminosi. La gestione tramite smartphone, tablet, altri dispositivi può avvenire in modo rapido:

- Personalizzando SCENARI di luce
- Selezionando il controllo da GALLERIA
- Controllando le singole LAMPADE da foto

Il controllo può avvenire anche tramite display o pulsante di controllo delle luci.

DE 9010novantadiecì umfasst eine Reihe von Netzgeräten, die mit der bewährten CASAMBI Applikation für die intuitive Steuerung der Leuchtmittel kompatibel sind. Schnelle Steuerung per Smartphone, Tablet und anderen Geräten unter:


- Personalisierung der LICHTSZENARIEN
- Auswahl der Steuerung über GALERIE
- Steuerung der einzelnen LEUCHTEN über Foto

Die Steuerung kann auch mittels Display oder Steuertaster der Leuchten erfolgen.

FR 9010novantadiecì propose une série d'alimentations compatibles avec l'application CASAMBI, qui permet de gérer de manière intuitive les appareils lumineux. La gestion par smartphone, tablette ou d'autres appareils peut être effectuée rapidement:

- En personnalisant des scénarios de lumière
- En sélectionnant le contrôle depuis la galerie
- En contrôlant chaque lampe depuis une photo

Le contrôle peut également être réalisé depuis l'affichage ou le bouton de commande des lumières.



026.277

EN Multi-power supply for LED modules with a constant current (CC) of maximum power of 38W, equipped with dip-switch for the output calibration with an integrated CASAMBI wireless receiver and equipped with auxiliary input that can be programmed using the app. This allows you to use any device (or groups of devices) present within the CASAMBI network.

IT Alimentatore multipotenza per moduli LED in corrente costante (CC) di potenza massima 38W, fornito di dip-switch per la taratura dell'uscita con integrato ricevitore wireless CASAMBI e dotato di ingresso ausiliario programmabile dall'applicazione. Questo permette di agire su qualsiasi dispositivo (o gruppi di dispositivi) presente all'interno della rete CASAMBI.

DE Mehrleistungs-Netzgerät für LED-Module mit Konstantstrom (CC), max. 38 W Leistung, ausgestattet mit Dipschalter zur Ausgangsregelung mit integriertem kabellosem CASAMBI-Empfänger und über die Applikation programmierbarem Eingang. Dadurch kann jedes Gerät (oder Gerätegruppen) im CASAMBI-Netzwerk gesteuert werden.

FR Alimentation à puissances multiples pour modules LED en courant constant (CC) d'une puissance maximale de 38W, dotée de commutateur DIP pour l'étalonnage de la sortie avec récepteur sans fil CASAMBI intégré et doté d'une entrée auxiliaire programmable depuis l'application. Cela permet de commander n'importe quel dispositif (ou des groupes de dispositifs) présent dans le réseau CASAMBI.

026.288

EN Power supply for LED modules in constant voltage (CV) of maximum power of 35W with integrated CASAMBI wireless receiver and equipped with auxiliary input that can be programmed using the app. This allows you to use any device (or groups of devices) present within the CASAMBI network.

IT Alimentatore per moduli led in tensione costante (CV) di potenza massima 35W con integrato ricevitore wireless CASAMBI e dotato di ingresso ausiliario programmabile dall'applicazione. Questo permette di agire su qualsiasi dispositivo (o gruppi di dispositivi) presente all'interno della rete CASAMBI.

DE ANetzgerät für LED-Module mit Konstantspannung (CV) mit max. 35 W Leistung und integriertem kabellosem CASAMBI-Empfänger und über die Applikation programmierbarem Eingang. Dadurch kann jedes Gerät (oder Gerätegruppen) im CASAMBI-Netzwerk gesteuert werden.

FR Alimentation pour modules LED en tension constante (CV) d'une puissance maximale de 35W, avec récepteur sans fil CASAMBI intégré et doté d'une entrée auxiliaire programmable depuis l'application. Cela permet de commander n'importe quel dispositif (ou des groupes de dispositifs) présent dans le réseau CASAMBI.

026.289

EN Dimmer with 24Vdc input for LED modules in constant voltage (CV) of maximum power of 240W with integrated CASAMBI wireless receiver and equipped with auxiliary input that can be programmed using the app. This allows you to use any device (or groups of devices) present within the CASAMBI network. We propose the combination of the 24Vdc dimmer with the relative power supply.

IT Dimmer con ingresso in 24Vdc per moduli led in tensione costante (CV) di potenza massima 240W con integrato ricevitore wireless CASAMBI e dotato di ingresso ausiliario programmabile dall'applicazione. Questo permette di agire su qualsiasi dispositivo (o gruppi di dispositivi) presente all'interno della rete CASAMBI. Proponiamo l'abbinamento del dimmer in 24Vdc con il relativo alimentatore.

DE Dimmer mit 24Vdc Eingang für LED-Module mit Konstantspannung (CV) und max. 240 W Leistung mit integriertem kabellosem CASAMBI-Empfänger und über die Applikation programmierbarem Eingang. Dadurch kann jedes Gerät (oder Gerätegruppen) im CASAMBI-Netzwerk gesteuert werden. Wir schlagen die Kombination des 24Vdc Dimmers mit dem entsprechenden Netzgerät vor.

FR Variateur avec entrée en 24Vdc pour modules LED en tension constante (CV) d'une puissance maximale de 240W avec récepteur sans fil CASAMBI intégré et doté d'une entrée auxiliaire programmable depuis l'application. Cela permet de commander n'importe quel dispositif (ou des groupes de dispositifs) présent dans le réseau CASAMBI. Nous proposons l'association du variateur en 24Vdc avec l'alimentation correspondante.

TUNABLE WHITE
BIANCO DINAMICO
DYNAMISCHES WEISS
BLANC DYNAMIQUE

EN With the Tunable White technology it is possible to set the colour temperature from warmer shades to colder ones, ideal for the environment and can be also adjusted to a specific time of use. This type of LED, combined to the CASAMBI controller, is focused on the human value, using for example cold light to stimulate concentration, and warm light to relax, always giving a feeling of well-being. Thanks to the experience gained with this technology, 9010novantadieci technicians are available to give support on requests for projects that involve the Tunable White.

IT Tonalità più fredde ideali per il proprio ambiente e persino abbinarla all'orario di utilizzo. Questa tipologia di LED, unita al controllo CASAMBI, si centra sul valore umano, utilizzando ad esempio la luce fredda per stimolare la concentrazione, e quella calda per rilassare, donando sempre una sensazione di benessere. Attraverso l'esperienza affermata con questa tecnologia, l'ufficio tecnico 9010 è disponibile ad approfondire richieste su progetti che prevedono l'utilizzo del Tunable White.

DE Mit der Tunable-White-Technologie ist es möglich, die Farbtemperatur von wärmeren bis zu kühleren Tönen ideal für Ihre Umgebung einzustellen und sie sogar an die Nutzungszeit anzupassen. Diese Art von LED, kombiniert mit der CASAMBI-Steuerung, stellt die menschlichen Werte in den Mittelpunkt. So wird z. B. kühles Licht zur Förderung der Konzentration und warmes Licht zur Entspannung eingesetzt, was stets ein Gefühl des Wohlbefindens vermittelt. Dank der mit dieser Technologie gewonnenen Erfahrung steht das technische Büro von 9010novantadieci zur Verfügung, um Anfragen für Projekte zu besprechen, die den Einsatz von Tunable White betreffen.

FR Grâce à la technologie Tunable White, vous pouvez régler la température des couleurs, des tons plus chauds aux tons plus froids, qui sont idéaux pour votre environnement, et même l'adapter au moment de l'utilisation. Ce type de LED, associé à la commande CASAMBI, se concentre sur les valeurs humaines, en utilisant, par exemple, une lumière froide pour stimuler la concentration et une lumière chaude pour se détendre, donnant toujours une sensation de bien-être. Grâce à l'expérience acquise avec cette technologie, le bureau technique du 9010novantadieci est disponible pour discuter des demandes de projets impliquant l'utilisation du Tunable White.

EN RGB and RGBW offer the chance to enlarge the light spectrum in its several colours. The RGB LED combine to each other create a wide range of colours and with the addition of the white light in the case of RGBW, allow to get brighter colours and more natural transitions. The colour choice is made easy thanks to the CASAMBI controller, that 9010novantadeci technicians offer for project requests requiring either RGB LED or RGBW.

IT L'RGB e l'RGBW offrono la possibilità di ampliare lo spettro di ciò che è luce nei suoi diversi colori. I LED RGB combinandosi creano un'ampia gamma di colori e con l'aggiunta della luce bianca nel caso di RGBW permettono di avere colori più brillanti e transizioni più naturali. La scelta del colore è facilitata dal controllo CASAMBI, che l'ufficio tecnico 9010 offre nelle richieste di progetti che richiedono i LED RGB o RGBW.

DE RGB und RGBW bieten die Möglichkeit, das Spektrum des Lichts in seinen verschiedenen Farben zu erweitern. RGB-LEDs erzeugen in Kombination eine breite Palette von Farben und ermöglichen mit der Zugabe von weißem Licht, im Falle von RGBW, hellere Farben und natürlichere Übergänge. Die Wahl der Farbe wird durch die CASAMBI-Steuerung erleichtert, die das technische Büro 9010novantadeci für Projekte anbietet, die RGB- oder RGBW-LEDs erfordern.

FR RGB et RGBW offrent la possibilité d'élargir le spectre de ce qu'est la lumière dans ses différentes couleurs. Les LED RVB se combinent pour créer une large gamme de couleurs et, avec l'ajout de lumière blanche dans le cas du RVBW, permettent des couleurs plus vives et des transitions plus naturelles. Le choix de la couleur est facilité par le contrôle CASAMBI, que le bureau technique 9010novantadeci propose pour les projets qui nécessitent des LEDs RGB ou RGBW.

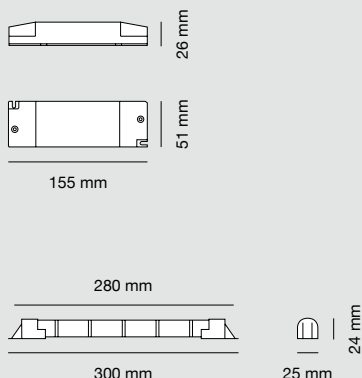
EN The IP65 strip LED allows to adapt to the most adverse conditions for the electrical parts: they are in fact suitable for humid environments. Thanks to their IP65 rate the lighting bodies are protected from liquids, drops, steam, splashed and water jets in any direction. They are available on demand, perfect for profiles mounted outdoors, bathrooms or work places with splashing water.

IT Le strip LED IP65 permettono di adattarsi alle situazioni più ostili per le parti elettriche: esse sono infatti adatte agli ambienti umidi. Grazie al grado di protezione IP65 i corpi illuminanti sono protetti da liquidi, gocce, vapori, spruzzi e getti d'acqua in qualsiasi direzione. Sono disponibili su richiesta, perfette per profili installati all'esterno, bagni o aree di lavoro che prevedano schizzi d'acqua.

DE Das IP65-LED-STRIP ermöglicht die Anpassung an die schwierigsten Situationen für elektrische Geräte: Sie sind sogar für feuchte Umgebungen geeignet. Dank der Schutzklasse IP65 sind die Leuchten gegen Flüssigkeiten, Tropfen, Dämpfe, Spritz- und Strahlwasser aus jeder Richtung geschützt. Sie sind auf Anfrage erhältlich und eignen sich perfekt für Profile, die im Außenbereich, im Badezimmer- oder Arbeitsbereich, in denen mit Spritzwasser zu rechnen ist, eingesetzt werden.

FR La bande LED IP65 permet de s'adapter aux situations les plus hostiles pour les pièces électriques: en effet, elles sont adaptées aux environnements humides. Grâce au degré de protection IP65, les luminaires sont protégés contre les liquides, les gouttes, les vapeurs, les éclaboussures et les jets d'eau dans toutes les directions. Ils sont disponibles sur demande. Ils sont parfaits pour les profilés installés à l'extérieur, les salles de bains ou les zones de travail où des projections d'eau sont attendues.

EMERGENCY KIT
KIT EMERGENZA
NOTFALL-KIT
KIT D'URGENCE



MAIN FEATURES

- Use as emergency kit only
- Emergency and continuous light in combination with the standard or dimmable power supply
- Hour operational autonomy after 12-hour charging
- Adjustable multi power version with dip-switch
- Instant response at any power failure
- "High temperature" NiCd sealed batteries
- Protection device against extensive discharge
- IP20 protection index
- Compliance with standards EN61347-2-13, EN61347-2-7, EN61547, EN55015, EN60598-2-22, EN61000-3-2, SELV
- Connection in remote box with the standard or dimmable power supply, if present

CARATTERISTICHE PRICIPALI

- Funzionamento in sola emergenza
- Funzionamento in emergenza e luce continua in abbinamento con l'alimentatore standard o dimmerabile
- Assicura 1h di autonomia con ricarica di 12 ore
- Versione multipotenza regolabile con dip-switch
- Intervento istantaneo ad ogni mancanza di rete
- Batterie al NiCd in grado di funzionare ad alta temperatura ermetica
- Dispositivo di protezione contro le scariche prolungate
- Tipo di protezione IP20
- Conformità alle norme EN61347-2-13, EN61347-2-7, EN61547, EN55015, EN60598-2-22, EN61000-3-2, SELV
- Collegamento in scatola remota con l'eventuale alimentatore standard o dimmerabile

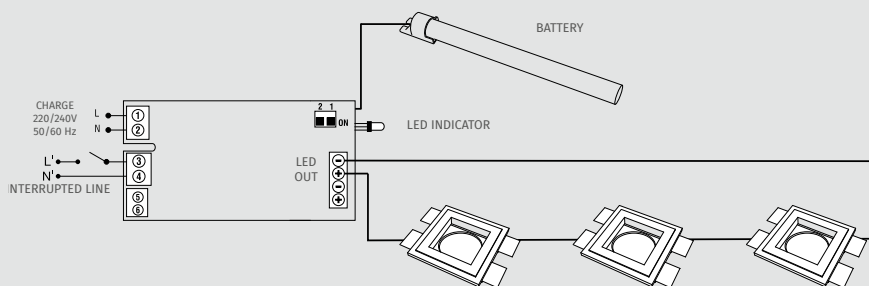
HAUPTMERKMALE

- Betrieb nur im Notfall
- Notbetrieb und Dauerlicht in Verbindung mit Standard- oder dimmbarem Netzgerät
- 1 h garantierter Betrieb mit 12 Stunden Aufladung
- Mehrleistungsausführung mit DIP-Schalter regelbar
- Sofortiges Einschalten bei Netzausfall
- Hermetische NiCd-Batterie für den Betrieb bei hohen Temperaturen
- Schutzvorrichtung gegen lange Entladungen
- Schutzart IP20
- Entspricht den Normen EN61347-2-13, EN61347-2-7, EN61547, EN55015, EN60598-2-22, EN61000-3-2, SELV
- Anschluss in dezentralem Gehäuse mit Standard- oder dimmbarem Netzgerät

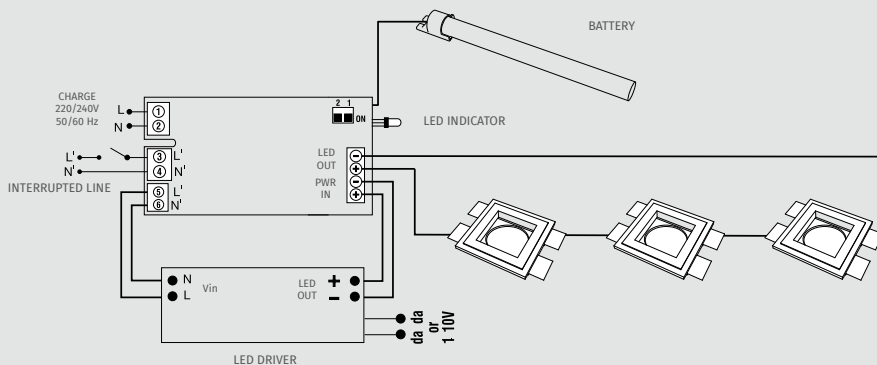
CARACTÉRISTIQUES PRINCIPALES

- Fonctionnement en urgence uniquement
- Fonctionnement en urgence et lumière continue avec alimentation standard ou à variateur
- Garantit 1 h d'autonomie avec une recharge de 12 heures
- Version puissances multiples réglable avec commutateur DIP
- Intervention instantanée à chaque manque de réseau
- Batteries avec NiCd en mesure de fonctionner à haute température étanche
- Dispositif de protection contre les décharges prolongées
- Type de protection IP20
- Conforme aux normes EN61347-2-13, EN61347-2-7, EN61547, EN55015, EN60598-2-22, EN61000-3-2, SELV
- Branchement dans un boîtier distant avec l'éventuelle alimentation standard ou à variateur

EMERGENCY ONLY CONNECTION
 COLLEGAMENTO SOLO EMERGENZA
 NUR NOTFALLVERBINDUNG
 RACCORDEMENT ÉCLAIRAGE DE SECOURS UNIQUEMENT



EMERGENCY CONNECTION + STANDARD LIGHTING
 COLLEGAMENTO EMERGENZA + ILLUMINAZIONE ORDINARIA
 NOTFALLVERBINDUNG + NORMALE BELEUCHTUNG
 RACCORDEMENT ÉCLAIRAGE DE SECOURS + ÉCLAIRAGE ORDINAIRE



INSTALLATION ON PLASTERBOARD
INSTALLAZIONE SU CARTONGESSO
INSTALLATION AUF GIPSKARTON
INSTALLATION SUR PLAQUE DE PLÂTRE

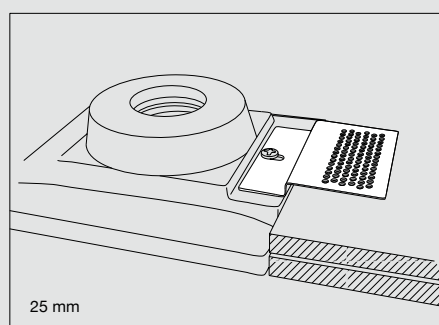
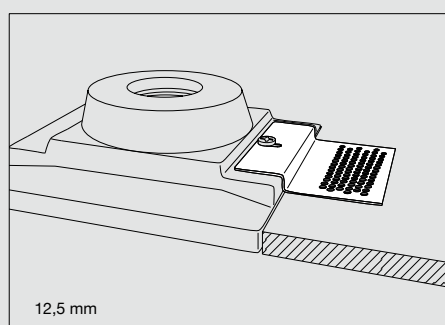
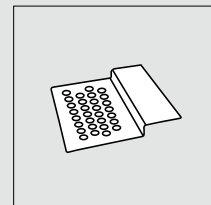
EN The 9010novantadiecì articles marked with (*) symbol are equipped with a "multisize" system. Thanks to the special metal fixing wings, such products can be installed either in 12.5 mm thickness single plasterboard or in 25 mm thickness double plasterboard. Available on request a special kit for 15 mm thickness single plasterboard or 30 mm thickness double plasterboard.

IT Gli articoli 9010 contrassegnati dal simbolo (*) sono dotati del sistema "multitaglia", ovvero prevedono la possibilità, grazie ad una particolare staffa di fissaggio, di essere installati indifferentemente su cartongesso in singola lastra da 12.5 mm o doppia lastra da 25 mm. Su richiesta è disponibile un kit per l'installazione su singola lastra da 15 mm o doppia lastra da 30 mm.

DE Die mit dem Symbol (*) gekennzeichneten Artikel 9010novantadiecì sind mit dem "Mehrgrößensystem" ausgestattet. Dank eines speziellen Befestigungsbügels können sie beliebig auf Gipskartonplatten mit 12,5 mm Einzelbeplankung oder 25 mm Doppelbeplankung installiert werden. Auf Wunsch ist außerdem eine Ausrüstung zum Installieren auf 15 mm Einzelplatte oder 30 mm Doppelplatte erhältlich.

FR Les articles 9010novantadiecì marqués par le symbole (*) sont dotés du système "multi-dimensions", c'est-à-dire qu'ils prévoient la possibilité, grâce à un étrier de montage particulier, d'être installés indifféremment sur une plaque de plâtre de 12,5 mm ou sur une plaque double de 25 mm. Un kit d'installation sur plaque simple de 15 mm ou plaque double de 30 mm est disponible sur demande.

*




EN The articles of the 9010novantadiecì catalogue are also equipped with the “Advanced Mounting System”. The external perimeter of the downlight has a 2 mm step that improves the application of the joint reinforcing tape. Furthermore finishing and plastering of the product is more precise, avoiding unpleasant imperfections on the plaster surface of the product.

IT Gli articoli del catalogo 9010 sono proposti con “l’Advanced Mounting System”: lungo tutto il perimetro esterno dell’articolo unosalino di un paio di millimetri permette una applicazione facilitata della retina. Questo permette inoltre che in fase di stuccatura/rifinitura non si vada a toccare la parte in vista dell’articolo.

DE Die Artikel 9010novantadiecì sind mit dem “Advanced Mounting System” ausgestattet: Am Außenumfang des Produkts befindet sich eine Abstufung von ein paar Millimetern, um das Abdeckband leichter einzusetzen. Dadurch wird verhindert, dass der sichtbare Teil des Produkts beim Spachteln und Fertigbearbeiten verletzt wird.

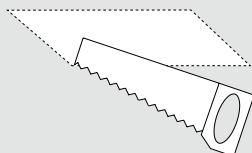
FR Les articles 9010novantadiecì sont disponibles avec l’ “Advanced Mounting System”: sur tout le contour externe de l’article, une ailette de quelques millimètres permet d’appliquer facilement la trame. Pendant l’étape de jointoiment/ finition, cela permet également de ne pas toucher la partie visible de l’article.



- | | |
|---|--|
| 1 | Article
Articolo
Artikel
Article |
| 2 | First plaster finish
Prima stuccatura
Erster Verputz
Première passe de l'enduit |
| 3 | Joint reinforcing Tape
Nastro a rete
Verstärkungsband
Fixation de la bande placo plâtre |
| 4 | Second plaster finish
Seconda stuccatura
Zweiter Verputz
Seconde passe de l'enduit |
| 5 | Last finish
Intonaco
Letzter Verputz
Enduit final |

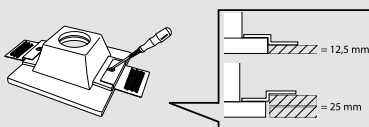
1

Cut
 Tagliare
 Schneiden
 Couper



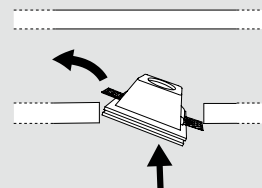
2

Screw metal strips
 Avvitare lamelle
 Metallstreifen einschrauben
 Visser les ailettes métalliques



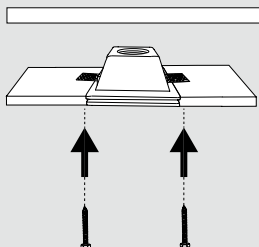
3

Insert the article
 Posizionare articolo
 Artikel einsetzen
 Insérer l'article



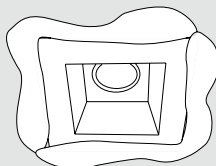
4

Fix screws
 Fissare viti
 Schrauben befestigen
 Fixer les vis



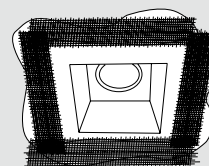
5

First plaster finish
 Prima stuccatura
 Erster Verputz
 Première passe de l'enduit



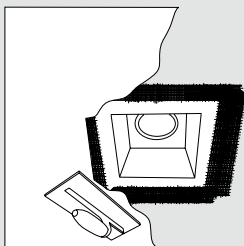
6

Joint reinforcing
 Nastro a rete
 TapeVerstärkungsband
 Fixation de la bande placo plâtre



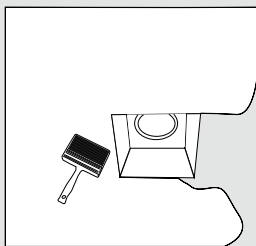
7

Second plaster finish
 Seconda stuccatura
 Zweiter Verputz
 Seconde passe de l'enduit



8

Painting
 Pittura
 Malerei
 Peinture



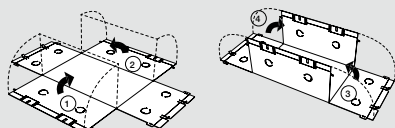
INSTALLATION ON CONCRETE / BRICKWORK
 INSTALLAZIONE SU CALCESTRUZZO / LATERIZIO
 INSTALLATION AUF BETONWAND / MAUER
 INSTALLATION SUR POUR BÉTON / BRIQUES

Code Codice Code Code	Housing box (mm) Controcassa (mm) Gegengehäuses (mm) Contre-caisse (mm)	Hole (mm) Foro (mm) Bohrung (mm) Trou (mm)	Article Articoli Artikel Articles	Code Codice Code Code	Housing box (mm) Controcassa (mm) Gegengehäuses (mm) Contre-caisse (mm)	Hole (mm) Foro (mm) Bohrung (mm) Trou (mm)	Article Articoli Artikel Articles
023.402	125 x 125 x 130	155 x 155 x 140	4176 4181	023.458	290 x 180 x 120	320 x 210 x 130	4210
023.408	325 x 285 x 100	355 x 315 x 110	2365B 2524A 2524D	023.460	615 x 360 x 110	645 x 390 x 120	2416B
023.411	105 x 115 x 70	135 x 145 x 80	4099 4198 4201 4202	023.462	310 x 310 x 50	340 x 340 x 60	8935I
023.414	185 x 205 x 105	215 x 235 x 115	4053	023.470	247 x 247 x 50	280 x 280 x 60	8935G 8935H
023.415	485 x 185 x 115	515 x 215 x 125	4054	023.471	175 x 140 x 75	205 x 170 x 85	4105
023.416	155 x 155 x 130	185 x 185 x 140	4174 4177 4178 4178B 4180 4218 4256 4179	023.475	265 x 265 x 150	295 x 295 x 160	4039B 4040B
023.421	125 x 125 x 60	155 x 155 x 70	4112	023.476	355 x 305 x 50	385 x 335 x 60	2369A 2371A
023.436	105 x 410 x 80	135 x 440 x 90	2417	023.477	255 x 255 x 170	285 x 285 x 180	4045B
023.437	525 x 185 x 50	555 x 215 x 60	2436	023.478	140 x 140 x 75	170 x 170 x 85	4154B
023.438	315 x 245 x 50	345 x 275 x 60	2446	023.479	210 x 260 x 90	240 x 290 x 100	2486E 4195A 4195B
023.444	325 x 205 x 65	355 x 235 x 75	4167	023.486	470 x 170 x 85	500 x 200 x 95	2414B
023.446	125 x 225 x 85	155 x 255 x 95	4164	023.487	465 x 255 x 85	495 x 285 x 95	2415B
023.447	200 x 200 x 120	230 x 230 x 130	4199 4044B 4045C 4215 4216	023.488	410 x 340 x 85	440 x 370 x 95	2416A 2446B
023.448	190 x 190 x 125	220 x 220 x 135	4175 4183 5505A 5505B 5505C 5505D 5505E	023.489	210 x 140 x 85	240 x 170 x 95	2508A 2508F
023.449	195 x 165 x 50	225 x 195 x 60	4184	023.490	320 x 320 x 85	350 x 350 x 95	2402F 2402G
023.450	105 x 105 x 65	135 x 135 x 75	5505F 2466B 4247A 4248A 4249A 4250A 4251A 4252A	023.492	210 x 220 x 30	240 x 250 x 40	4193 4194
023.451	125 x 125 x 100	155 x 155 x 110	4275 4276 4277 4278 4280 4281	023.495	220 x 220 x 75	250x250x85	2365E 2416E
023.452	140 x 200 x 55	170 x 230 x 65	4155B 4156	023.496	95 x 185 x 70	125 x 215 x 80	4100E
023.453	155 x 155 x 70	185 x 185 x 80	4058 4062	023.497	95 x 285 x 65	125 x 315 x 75	4100F
023.454	335 x 185 x 115	365 x 215 x 125	4052	023.498	95 x 390 x 65	125 x 420 x 75	4100G
023.456	235 x 155 x 115	265 x 185 x 125	4180A	023.499	95 x 255 x 65	125 x 285 x 75	4204B
023.457	295 x 155 x 115	325 x 185 x 125	4180B 4196D	023.4003	405 x 145 x 80	435 x 175 x 90	2484A
				023.4004	555 x 145 x 80	585 x 175 x 90	4196H
				023.4005	705 x 145 x 80	735 x 175 x 90	2484B 2486B
				023.4006	1005 x 145 x 65	1035 x 175 x 75	2484C
				023.4008	305 x 465 x 85	335 x 495 x 95	2416C 2372B
				023.4012	405 x 255 x 80	435 x 285 x 90	2365G 2416D
				023.4013	315 x 145 x 85	345 x 175 x 95	2508B 2508G
				023.4014	155 x 155 x 140	185 x 185 x 150	4246A 4246F
				023.4015	155 x 325 x 140	185 x 355 x 150	4246C 4246H
				023.4016	155 x 495 x 140	185 x 525 x 150	4246E 4246L
				023.4018	185 x 120 x 45	215 x 150 x 55	4247R 4248R 4249R 4250R
				023.4019	185 x 200 x 45	215 x 230 x 55	4248S 4249S
				023.4100	110 x 150 x 50	140 x 180 x 60	4130A
				023.4101	110 x 200 x 50	140 x 230 x 60	4130B
				023.4102	110 x 250 x 50	140 x 280 x 60	4130C

HOUSING BOX FOR CONCRETE / BRICKWORK
 CASSAFORMA PER CALCESTRUZZO / LATERIZIO
 EINBAUGEHÄUSE FÜR BETONWAND / MAUER
 BOÎTIER ENCASTREMENT POUR BÉTON / BRIQUES


1

Bend according to stickers sequence
 Piegare nella sequenza indicata dai bollini
 Biegen Sie nach Aufkleberreihenfolge
 Plier selon la séquence des autocollants



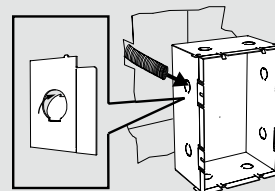
2

Bend the metal fixing strip
 Piegare l'aletta di chiusura
 Biegen Sie den Befestigungsstreifen
 Plier la bande de fixation



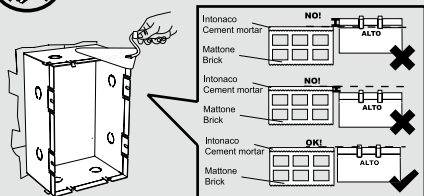
3

Bend inwards to insert the tubes
 Piegare verso l'interno per il passaggio dei tubi
 Biegen Sie, um die Röhren einzusetzen
 Plier vers l'intérieur pour insérer les tubes



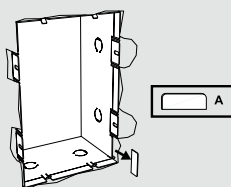
4

Cement with the level of the cement mortar
 Murare a livello dell'intonaco
 Zementieren Sie bündig mit dem Zementmörtel
 Enduire au ras du niveau du mortier



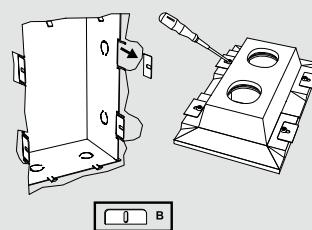
5

Remove type A metal strip
 Staccare tutte le lamelle di tipo A
 Entfernen Sie den Metallstreifen Typ A
 Retirer les bandes type A



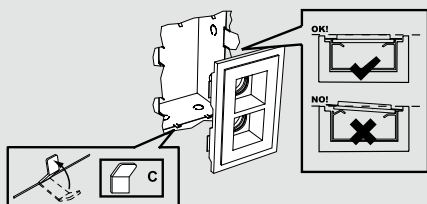
6

Remove type B metal strip and fix them onto the MULTISIZE article
 Staccare le lamelle di tipo B e fissarle sull'articolo con sistema MULTISIZE
 Entfernen Sie den Metallstreifen Typs B und auf dem Artikel MULTISIZE befestigen
 Retirez les bandes type B et les fixer sur l'article avec le système MULTISIZE



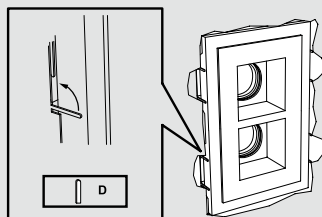
7

Insert with the level of the cement mortar
 Inserire l'articolo a filo intonaco
 Legen Sie den Artikel bündig mit dem Zementmörtel
 Insérer l'article affleure de la surface enduite



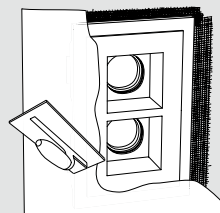
8

For fixing the article, bend the type D metal pins
 Piegare i piolini di tipo D per fissare l'articolo
 Biegen Sie zum Fixieren des Artikels die Metallstreifen Typs D
 Pour fixer l'article, pliez les bandes type D



9

Final plastering and smoothing
 Stuccatura e rasatura finale
 Verputzen und glätten
 Enduit final et lissage





Appliance complying with E. E. C. regulation
 Apparecchio conforme alle direttive della Comunità Europea
 Den Richtlinien der Europäischen Gemeinschaft entsprechendes Gerät
 Luminaire conforme aux directives de la Communauté européenne

IP20 IP20
 IP44

Protection degree
 Grado di protezione
 Schutzart
 Niveau de protection



Insulation class
 Classe di isolamento
 Schutzklasse
 Classe d'isolation

C.C.
 [m.A.]

Article with constant current power supply required
 Articolo che necessita di alimentatore in corrente costante
 Leuchte, die ein konstantstrom Betriebsgerät erfordert
 Article qui nécessite une alimentation en courant constant

C.V.
 [V]

Article with constant tension power supply required
 Articolo che necessita alimentatore in tensione costante
 Dieser Artikel erfordert ein Netzgerät, das ständig unter Spannung steht
 Article avec bloc d'alimentation à tension constante requis



Recessed article
 Articolo ad incasso
 Einbauleuchte
 Article encastré



NOT recessed – wall/ceiling installation
 Articolo non ad incasso
 Nicht einbaufähige Leuchte – Wand/Decken Montage
 Non encastré - installation mur / plafond



Possibility of control with CASAMBI on request (P.640)
 Possibilità di controllo con CASAMBI su richiesta (P.640)
 Auf Anfrage, Möglichkeit der Steuerung mit CASAMBI (P.640)
 Possibilité de contrôler avec CASAMBI, sur demande (P.640)



Power supply in remote box
 Alimentatore in scatola remota
 Netzgerät in Remotegehäuse
 Bloc d'alimentation dans une boîte à distance



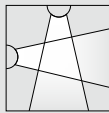
Power Supply in the counterceiling
 Alimentatore nel controsoffitto
 Betriebsgerät in der Zwischendecke
 Alimentation dans le faux plafond



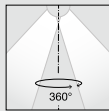
Power Supply inside the wall lamp
 Alimentatore all'interno dell'appliche
 Betriebsgerät in der Wandleuchte
 Alimentation à l'intérieur de l'article



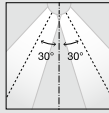
Article equipped with adjustable metal wings (P.647)
 Articolo con alette regolabili (P.647)
 Leuchte mit einstellbaren Metallflügeln (P.647)
 Article équipé d'ailettes métalliques réglables (P.647)



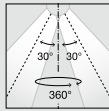
Wall mounting possible
Installabile anche a parete
Peut être installé au mur
Wall mounting possible



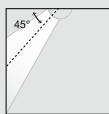
Adjustable spotlight 360°
Lampadina orientabile di 360°
Schwenkbares Leuchtmittel 360°
Ampoule pivotante 360°



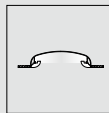
Adjustable spotlight 30°
Lampadina orientabile di 30°
Schwenkbares Leuchtmittel 30°
Ampoule pivotante 30°



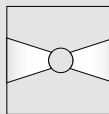
Adjustable spotlight in all directions 30°
Lampadina orientabile in tutte le direzioni di 30°
Schwenkbares Leuchtmittel in alle Richtungen 30°
Ampoule pivotante dans toutes les directions 30°



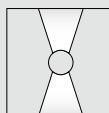
Angled spotlight
Fascio luminoso angolato
Abgewinkelter Lichtstrahl
Faisceau lumineux incliné



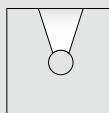
Indirect light
Luce indiretta
Indirekte Beleuchtung
Lumière indirecte



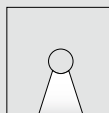
Light direction
Direzione della luce
Richtung des Lichts
Direction de la lumière



Light direction
Direzione della luce
Richtung des Lichts
Direction de la lumière



Light direction
Direzione della luce
Richtung des Lichts
Direction de la lumière



Light direction
Direzione della luce
Richtung des Lichts
Direction de la lumière

- All 9010novantadiecì products are delivered without bulb, except for products having LED included. LED maintenance without masonry work.
- Power supply deliveries for products with LED included: a wide range of power supplies are available, according to the indications in the catalogue page.
- The warranty of 9010novantadiecì LED products is not applicable in case of connection with Power Supplies that are not delivered by 9010novantadiecì and/or in case of failure/non conformity with the mounting/connection instructions.
- The luminous flux values in this catalogue refer to the nominal value of the light source, the effective values are available in the technical documentation.
- Energy Labels are available on demand or downloadable at www.9010.it.
- Our catalogues and the technical documents are available on demand or downloadable at www.9010.it.
- Photometric Data are available on demand or downloadable at www.9010.it.
- All our products comply with CE Directives. Technical evaluations on safety certifications are available on demand.
- Always contact qualified personnel for the wire connection. An accurate test of the electrical connection of the power supply with the LED device, has to be carried out before the final plaster and finish of the recessed light.
- Belfiore Srl reserves the right to carry out variations to technical details, materials, design, style, colors with no previous notice.
- Misure espresse in mm, tolleranza +/- 1/2 mm. The profiles are supplied with a tolerance +/- 10 mm.
- The brands 9010®, CRISTALY 9010®, ALUMITE 9010®, BETALY 9010® are registered trademarks of Belfiore Srl.
- Tutti i prodotti 9010, fatto salvo i prodotti con LED incluso, sono forniti senza lampadina. Tutti gli articoli sono ispezionabili senza lavori di muratura.
- Fornitura dell'alimentatore nei prodotti 9010 con LED incluso: sono disponibili alimentatori con varia potenza secondo le indicazioni riportate nella pagina di ogni articolo.
- La garanzia dei prodotti 9010 con LED decade con utilizzo di alimentatori non forniti da 9010 e/o in caso di inosservanza delle istruzioni di collegamento.
- I valori di flusso luminoso riportati in questo catalogo fanno riferimento al valore nominale della sorgente luminosa, i valori effettivi sono disponibili nella documentazione tecnica.
- Le etichette energetiche sono disponibili su richiesta o scaricabili dal sito www.9010.it.
- I cataloghi e la documentazione tecnica completa e aggiornata sono disponibili su richiesta o scaricabili dal sito www.9010.it.
- I dati fotometrici sono disponibili su richiesta o scaricabili dal sito www.9010.it.
- Tutti i prodotti sono conformi alle direttive CE. Valutazioni tecniche sulle certificazioni di sicurezza sono disponibili su richiesta.
- Rivolgersi a personale qualificato per il collegamento. Eseguire una prova accurata del collegamento dell'alimentazione del dispositivo a LED, prima di eseguire la stuccatura finale.
- Belfiore Srl si riserva la facoltà di apportare variazioni di dati caratteristici, materiali, design, stili, tonalità, senza alcun preavviso.
- Misure espresse in mm, tolleranza +/- 1/2 mm. I profili vengono forniti con tolleranza +/- 10 mm. Per misure precise si consiglia di ordinare il taglio a misura.
- I Marchi 9010®, CRISTALY 9010®, ALUMITE 9010®, BETALY 9010® sono di proprietà di Belfiore Srl.

-
- Alle Produkte 9010novantadieci, mit Ausnahme jener inklusive LED, werden mit Lampenfassung aber ohne Lampe geliefert.
 - LED-Wartung ohne Mauerwerk Lieferung des Betriebsgeräts: Produkte 9010novantadieci inklusive LED: es sind Betriebsgeräte mit unterschiedlicher Leistung erhältlich, gemäß Angaben auf der Seite der einzelnen Artikel.
 - Die Garantie der Produkte 9010novantadieci mit LED verfällt, wenn sie nicht mit den für die Artikel 9010novantadieci gelieferten Betriebsgeräte verwendet bzw. die Anleitungen für den Anschluss missachtet werden.
 - Die in diesem Katalog angegebenen Lichtstromwerte beziehen sich auf den Nennwert der Lichtquelle. Die tatsächlichen Werte finden Sie in der technischen Dokumentation.
 - Die Energieetiketten sind auf Anfrage verfügbar oder können von der Webseite www.9010.it heruntergeladen werden.
 - Die Kataloge und die vollständigen technischen Unterlagen sind auf Anfrage verfügbar oder können von der Webseite www.9010.it heruntergeladen werden.
 - Die fotometrischen Daten sind auf Anfrage verfügbar oder können von der Webseite www.9010.it heruntergeladen werden.
 - Alle Produkte entsprechen den EG-Richtlinien. Technische Bewertungen der Sicherheitszertifikate sind auf Anfrage verfügbar. Wenden Sie sich für den Anschluss an qualifiziertes Personal.
 - Wenden Sie sich für den Anschluss an qualifiziertes Personal. Vor dem endgültigen Verputzen der Einbaleuchten muss der korrekte Anschluss des Betriebsgeräts des LED-Elements sorgfältig kontrolliert werden.
 - Belfiore Srl behält sich das Recht vor ohne Voranmeldung Änderungen an den Werkstoffen, am Design, am Stil und an der Färbung vorzunehmen.
 - Die Masse sind in mm, mit einer Tolleranz von +/- 1/2 mm ausgedrückt. Die Profile werden mit einer Toleranz von +/- 10 mm geliefert. Für genaue Abmessungen empfehlen wir den Zuschnitt zu bestellen.
 - Die Marken 9010®, CRISTALY 9010®, ALUMITE 9010®, BETALY 9010® sind Eigentum der Belfiore Srl.
 - Tous les produits 9010novantadieci, à l'exception des produits avec LED incluse, sont fournis sans ampoule. Entretien des LED sans travaux de maçonnerie.
 - Fourniture de l'alimentation: produits 9010novantadieci avec LED incluse: des alimentations avec différentes puissances sont disponibles, selon les indications sur la page de chaque article.
 - La garantie des produits 9010novantadieci à LED expire en cas d'utilisation d'alimentations non fournies par 9010novantadieci ou en cas de non-respect des instructions de raccordement.
 - Les valeurs de flux lumineux indiquées dans ce catalogue se réfèrent à la valeur nominale de la source lumineuse, les valeurs réelles sont disponibles dans la documentation technique.
 - Les étiquettes-énergie sont disponibles sur demande ou peuvent être téléchargées depuis le site www.9010.it.
 - Les catalogues et la documentation technique complète sont disponibles sur demande ou peuvent être téléchargés depuis le site www.9010.it.
 - Les données photométriques sont disponibles sur demande ou peuvent être téléchargées depuis le site www.9010.it.
 - Tous les produits sont conformes aux directives CE. Les évaluations techniques sur les certifications de sécurité sont disponibles sur demande.
 - S'adresser à un personnel qualifié pour le raccordement. Effectuer un test du raccordement de l'alimentation du dispositif à LED avant d'effectuer l'enduite et peinture des produits encastrés.
 - Belfiore Srl se réserve le droit de modifier sans préavis les détails techniques, les matériaux, le design, le style et les couleurs.
 - Mesures en mm, tolérance +/- 1/2 mm. Les profilés sont fournis avec tolérance de +/- 10 mm. Pour des mesures précises, nous vous suggérons de commander coupe personnalisé.
 - Les marques 9010®, CRISTALY 9010®, ALUMITE 9010®, BETALY 9010® appartiennent à Belfiore Srl.

BELFIORE SRL
Via Contessa 23
36055, Nove (VI)
Italy

©Belfiore Srl 2024
all rights reserved

Art Direction &
graphic design
Ottone Studio

Photography
Federico Vespignani
23-36

Production
Blurry Pixel Studio
65, 83, 84, 89, 91,
115, 116, 177, 179,
416, 417

Grafiche Antiga spa
March 2023



EN This catalogue must not be wholly or partially reproduced. All rights reserved.
Photographs, descriptions of appliances, technical data, measurements and photometric values given in this catalogue are indicative and do not entail any obligation on our firm, which reserves the right to make any changes it considers appropriate, without prior warning. Technical data given in this catalogue are current at the time of printing (MARCH 2023).
Please consult the technical specifications and assembly instruction on our website for updates on technical data. Products included in this catalogue are REGISTERED MODELS.

IT Il presente catalogo non può essere riprodotto neppure parzialmente. Tutti i diritti sono riservati.
Le fotografie, la descrizione degli apparecchi, le quote, le dimensioni ed i valori fotometrici menzionati in questo catalogo sono a titolo indicativo e non costituiscono alcun impegno per la nostra società, che si riserva di apportare, senza preavviso, tutte le modifiche che riterrà opportune. I dati tecnici presenti in questo catalogo sono aggiornati alla data di stampa (MARZO 2023).
Consultare le schede tecniche e le istruzioni di montaggio presenti sul sito web per avere i dati tecnici aggiornati. I prodotti presenti in questo catalogo sono MODELLI REGISTRATI.

DE Der vorliegende Katalog darf weder ganz noch teilweise reproduziert werden. Alle Rechte sind vorbehalten.
Die in diesem Katalog genannten Fotografien, die Beschreibung der Geräte, die Maße, die Abmessungen und photometrischen Werte sind rein indikativ und stellen keine Verpflichtung für unser Unternehmen dar, das sich das Recht vorbehält, alle für angemessen erachtete Änderungen ohne vorherige Ankündigungen vorzunehmen. Die technischen Daten in diesem Katalog wurden zum Zeitpunkt des Drucks (MARSCH 2023) aktualisiert.
Aktuelle technische Daten finden Sie in den technischen Datenblättern und Montageanleitungen auf der Webseite. Die in diesem Katalog enthaltenen Produkte sind REGISTRIERT.

FR Toute reproduction, en tout ou partie, de ce catalogue est interdite. Tous droits réservés.
Les photographies, la description des appareils, les cotes, les dimensions et les valeurs photométriques indiquées dans ce catalogue sont indicatives et ne sont en aucun cas contraignantes pour notre société, qui se réserve le droit d'apporter, sans préavis, toutes les modifications qu'elle jugera opportunes. Les caractéristiques techniques figurant dans ce catalogue sont à jour à la date d'impression (MARS 2023).
Consulter les fiches techniques et les instructions de montage disponibles sur le site internet pour obtenir des caractéristiques techniques à jour. Les produits figurant dans ce catalogue sont MODÈLES DÉPOSÉS.

9010.it

